



US00D599990S

(12) **United States Design Patent**
Belley et al.

(10) **Patent No.:** **US D599,990 S**

(45) **Date of Patent:** **** *Sep. 15, 2009**

(54) **FOOTWEAR SOLE**

(75) Inventors: **Manon Belley**, Laval (CA); **Julie St-Louis**, Montreal (CA); **Laura Bianchi**, Como (IT)

(73) Assignee: **Wolverine World Wide, Inc.**, Rockford, MI (US)

(*) Notice: This patent is subject to a terminal disclaimer.

(**) Term: **14 Years**

(21) Appl. No.: **29/307,935**

(22) Filed: **May 20, 2008**

(51) **LOC (9) Cl.** **02-04**

(52) **U.S. Cl.** **D2/952; D2/954**

(58) **Field of Classification Search** D2/902,
D2/947, 949, 951, 953, 957, 959, 960, 954,
D2/956, 952; 36/59 R, 8.4, 3 B, 22 R, 25 R
See application file for complete search history.

(56) **References Cited**

U.S. PATENT DOCUMENTS

D167,072 S *	6/1952	Flautt	D2/916
D332,862 S *	2/1993	Kiyosawa et al.	D2/959
D386,592 S *	11/1997	Lucas	D2/948
D487,614 S	3/2004	Le		
D489,519 S *	5/2004	Hisamatsu	D2/950
D489,520 S *	5/2004	Matis et al.	D2/952
D492,100 S *	6/2004	Hsu	D2/952
D495,856 S *	9/2004	McClaskie	D2/952
D525,017 S *	7/2006	Ochoa	D2/952
D540,515 S *	4/2007	McClaskie	D2/952
D550,433 S	9/2007	Andersen et al.		
D554,332 S	11/2007	Schoenborn et al.		

D555,883 S	11/2007	Andersen et al.		
D555,884 S	11/2007	Andersen et al.		
D564,736 S *	3/2008	Belley et al.	D2/952
D568,034 S *	5/2008	Horton et al.	D2/952
2002/0035793 A1 *	3/2002	Byrd	36/8.4
2002/0152639 A1 *	10/2002	Otis et al.	36/59 R

OTHER PUBLICATIONS

“Celebrations” Cricut Cartridge Handbook tm 2006— p. 62 flower; circled on left of page location:cricut.com.*
Merrell Fall 2008 Catalog, p. 83.

* cited by examiner

Primary Examiner—Celia A Murphy

(74) *Attorney, Agent, or Firm*—Warner Norcross & Judd LLP

(57) **CLAIM**

The ornamental design for footwear sole, as shown and described.

DESCRIPTION

FIG. 1 is a perspective view of the footwear sole embodying the new design;

FIG. 2 is a bottom view thereof;

FIG. 3 is a right side view thereof;

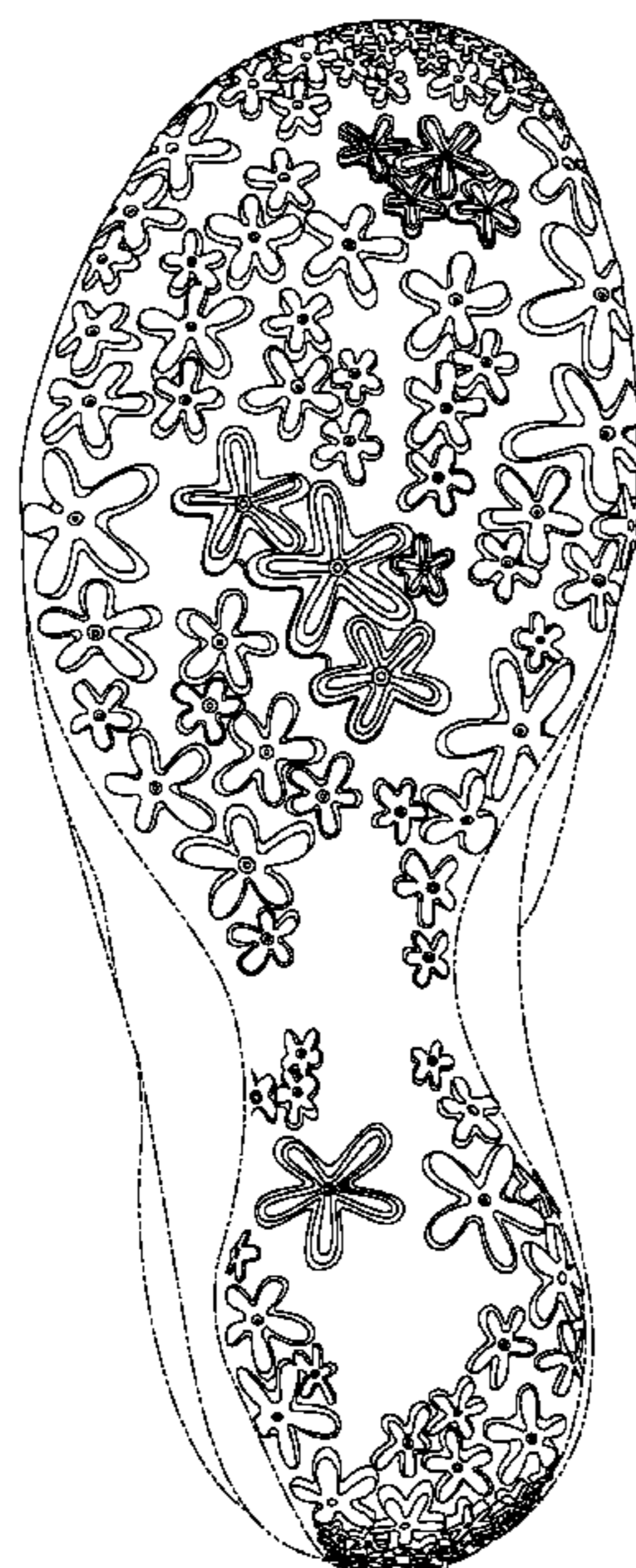
FIG. 4 is a left side view thereof;

FIG. 5 is a front view thereof; and,

FIG. 6 is a rear view thereof.

FIGS. 1 and 3–6 show features of an article of footwear in phantom lines. These features are shown for environmental purposes and do not form any part of the claimed design. Further, the phantom lines immediately adjacent the solid-line portions of the design form the boundary of the design, with the phantom lines forming no part of the claimed design.

1 Claim, 4 Drawing Sheets



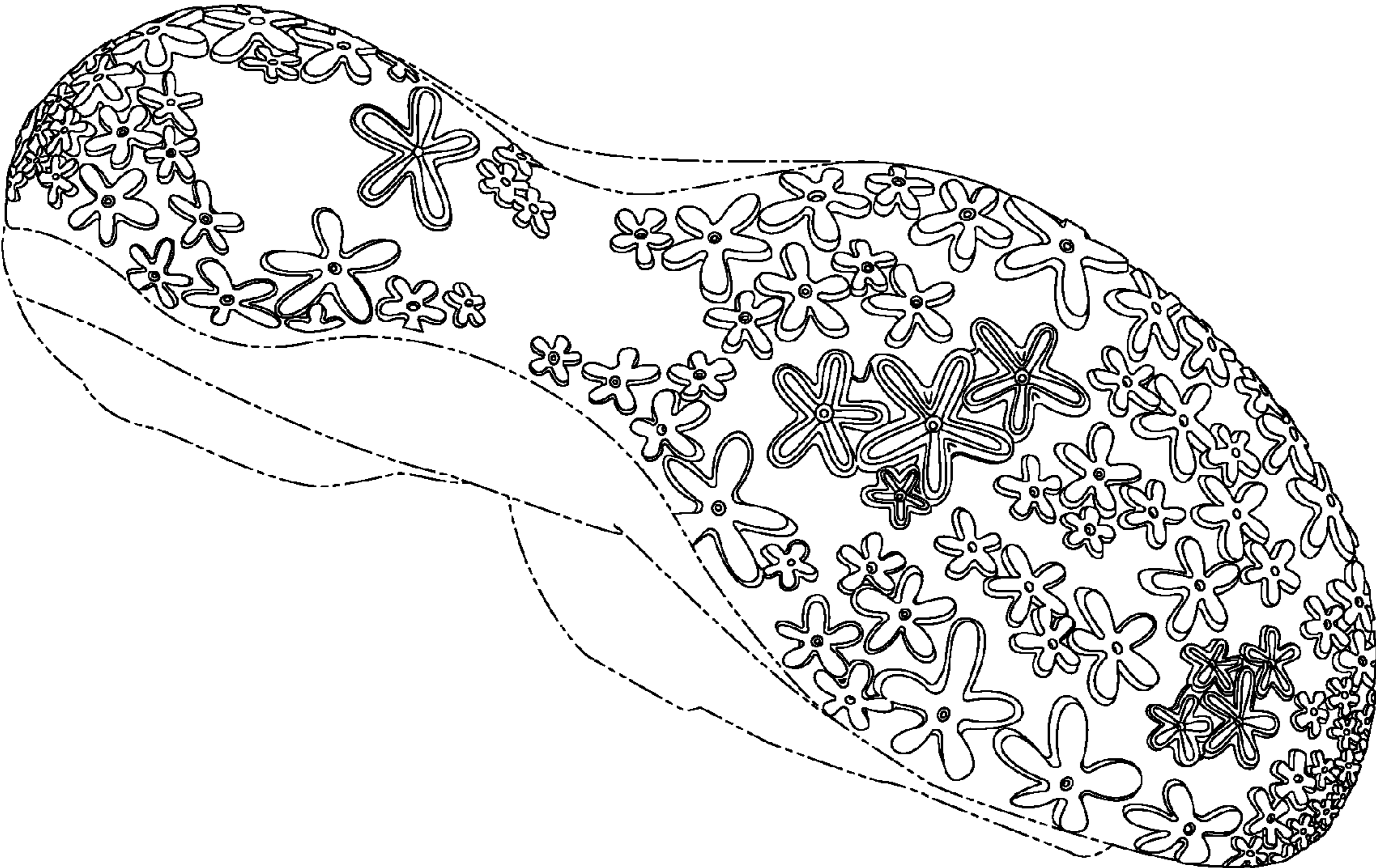


Fig. 1

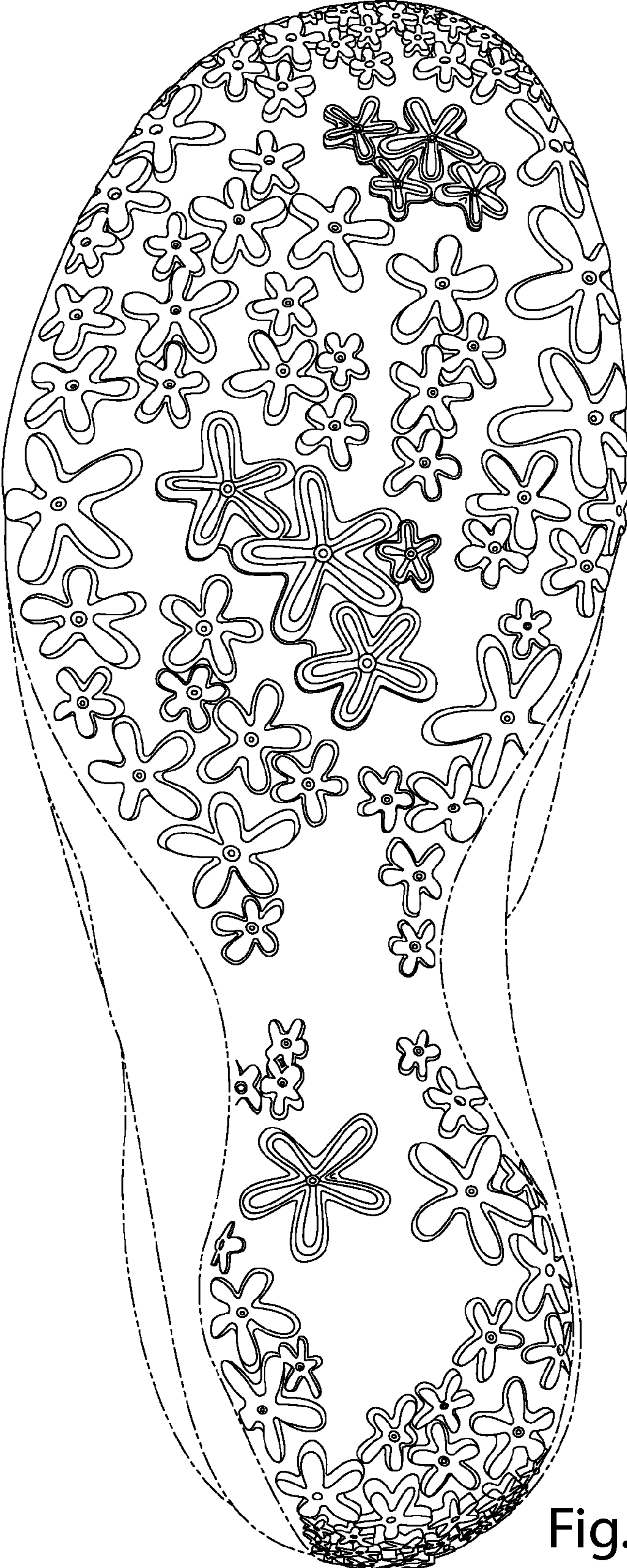


Fig. 2




Fig. 3




Fig. 4




Fig. 5




Fig. 6