



US00D599989S

(12) **United States Design Patent**  
**McClaskie**

(10) **Patent No.:** **US D599,989 S**

(45) **Date of Patent:** **\*\* Sep. 15, 2009**

(54) **OUTSOLE FOR A SHOE**

(75) **Inventor:** **Thomas E. McClaskie**, Bethlehem, PA  
(US)

(73) **Assignee:** **Columbia Insurance Company**,  
Omaha, NE (US)

(\*\*) **Term:** **14 Years**

(21) **Appl. No.:** **29/305,081**

(22) **Filed:** **Mar. 13, 2008**

(51) **LOC (9) Cl.** ..... **02-04**

(52) **U.S. Cl.** ..... **D2/952; D2/951; D2/953;**  
D2/956

(58) **Field of Classification Search** ..... D2/902,  
D2/906, 908, 947, 951-960; D5/1, 47, 61;  
36/3 B, 22 R, 24.5, 25 R, 28, 32 R, 67 A,  
36/59 C, 103

See application file for complete search history.

(56) **References Cited**

**U.S. PATENT DOCUMENTS**

D84,816 S *	8/1931	Freudenberg	.....	D5/16
1,974,543 A	1/1934	Reymond		
2,046,217 A	6/1936	Strauss		
2,079,237 A	5/1937	Allard		
2,160,768 A	5/1939	Wasser		
2,344,069 A	3/1944	Wasser		
D144,330 S *	4/1946	Walter	.....	D5/6
D168,540 S *	1/1953	Friedman et al.	.....	D5/66
3,091,871 A	6/1963	Tronche		
3,175,310 A	3/1965	MacQuaid		
3,175,311 A	3/1965	MacQuaid		
3,191,321 A	6/1965	Brutting		
3,213,551 A	10/1965	Krauss		
3,402,485 A *	9/1968	McMorrow	.....	36/25 R
3,407,518 A	10/1968	MacQuaid et al.		

3,525,165 A	8/1970	Randall, Jr.		
3,561,142 A	2/1971	Streit, Sr. et al.		
D240,962 S *	8/1976	Matsumoto	.....	D5/16
D247,832 S *	5/1978	Glasgow et al.	.....	D2/952
D256,518 S	8/1980	Moesle		
4,231,170 A	11/1980	Griswold		
4,366,629 A	1/1983	Scherz		
4,562,652 A	1/1986	Hensler		
D287,903 S *	1/1987	Jones et al.	.....	D2/952

(Continued)

*Primary Examiner*—Celia A Murphy

(74) *Attorney, Agent, or Firm*—St. Onge Steward Johnston & Reens LLC

(57) **CLAIM**

The ornamental design for outsole for a shoe, as shown and described.

**DESCRIPTION**

FIG. 1 is a bottom perspective view of an outsole for a shoe showing my new design;

FIG. 2 is a bottom view thereof;

FIG. 3 is a left side view thereof

FIG. 4 is a right side view thereof;

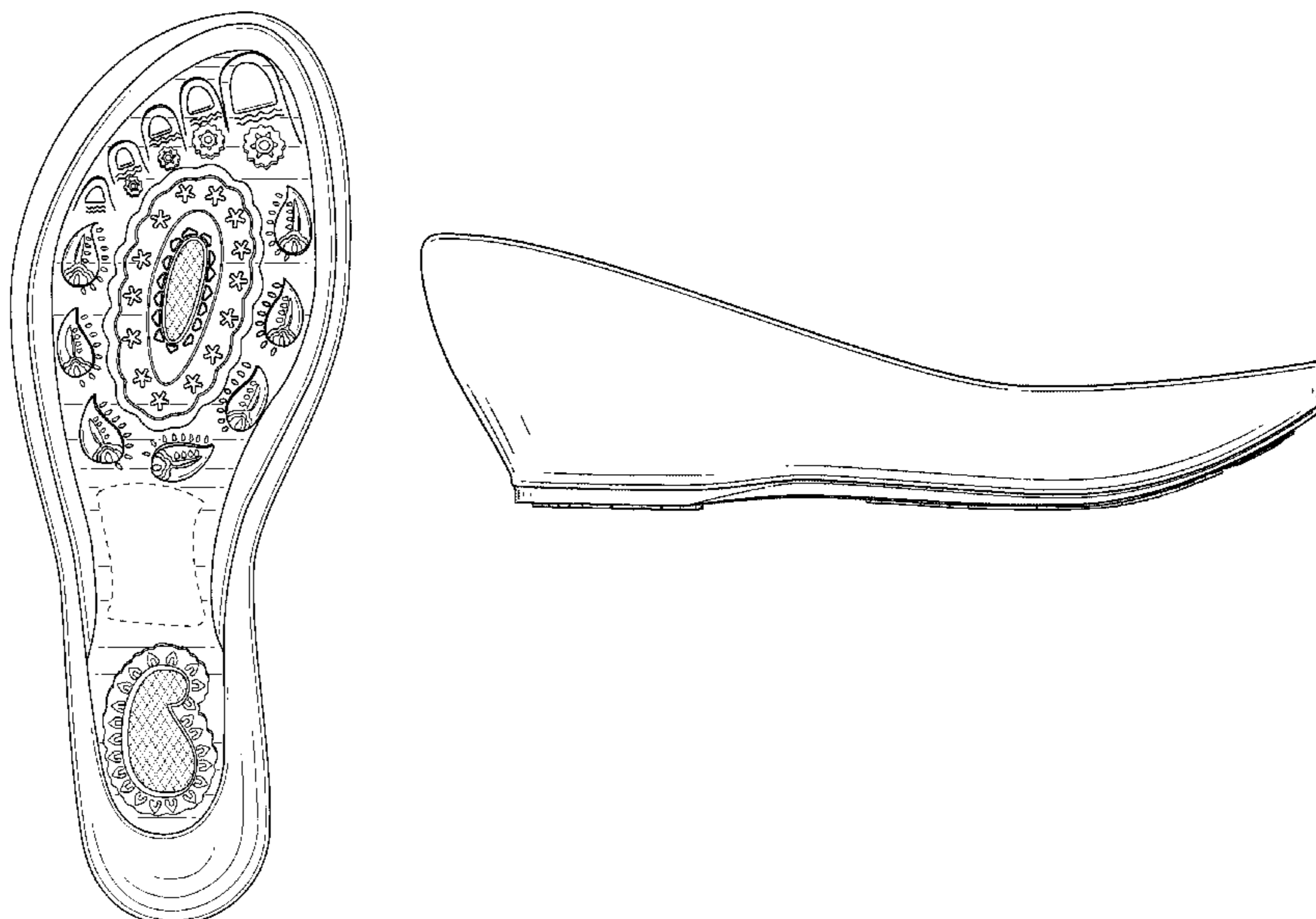
FIG. 5 is a front view thereof;

FIG. 6 is a rear view thereof; and,

FIG. 7 is an enlarged perspective view of the area labeled “7” in FIG. 1.

The broken lines shown in the arch area of FIGS. 1-2 represent boundaries of the design with the lines themselves and the areas within them forming no part of the claim. The crisscross broken lines shown in the forefoot and heel of FIGS. 1, 2, and 5 are included for the purpose of illustrating the portions of the sole that form no part of the claim.

**1 Claim, 6 Drawing Sheets**



# US D599,989 S

Page 2

## U.S. PATENT DOCUMENTS

4,908,963	A	3/1990	Krajcir et al.	
4,995,174	A	2/1991	Hong et al.	
5,048,203	A	9/1991	Kling	
D327,570	S *	7/1992	Silverman et al.	D2/952
5,185,944	A	2/1993	Okajima	
D335,953	S	6/1993	Tyng	
D345,453	S	3/1994	Carpenter	
5,499,459	A	3/1996	Tomaro	
5,526,584	A	6/1996	Bleimhofer et al.	
D381,494	S	7/1997	Anderson	
D381,795	S *	8/1997	Coats	D2/952
D384,798	S	10/1997	Gray	
D388,943	S *	1/1998	Mangee	D2/952
5,738,937	A	4/1998	Baychar	
D399,644	S *	10/1998	Ball	D2/952
D402,449	S	12/1998	Robinson et al.	
D413,011	S *	8/1999	Yokoyama	D2/952
D430,968	S	9/2000	Carroll	
6,161,315	A	12/2000	Dalton	
D437,988	S *	2/2001	Senif	D2/952
D458,011	S *	6/2002	Yang	D2/954
D466,273	S *	12/2002	Byrd	D2/952
D468,083	S	1/2003	Morais	
D483,555	S	12/2003	Robinson, Jr. et al.	
D489,520	S *	5/2004	Matis et al.	D2/952
D492,100	S *	6/2004	Hsu	D2/952
D496,466	S *	9/2004	Slautterback et al.	D24/192
D501,707	S	2/2005	Nakano	
D530,063	S *	10/2006	Issler	D2/916
D531,393	S *	11/2006	McClaskie	D2/952
D531,787	S *	11/2006	McClaskie	D2/952
D540,515	S *	4/2007	McClaskie	D2/952
D542,015	S *	5/2007	McClaskie	D2/952
D546,530	S *	7/2007	McClaskie	D2/952
D551,432	S *	9/2007	Belley et al.	D2/952
D553,832	S *	10/2007	McClaskie	D2/952
D555,338	S *	11/2007	McClaskie	D2/952
D557,883	S *	12/2007	McClaskie	D2/952
D562,536	S *	2/2008	McClaskie	D2/952
D563,635	S *	3/2008	Andersen et al.	D2/952
D572,445	S *	7/2008	Matis	D2/952
D583,138	S *	12/2008	McClaskie	D2/953
D583,139	S *	12/2008	McClaskie	D2/953
D586,542	S *	2/2009	McClaskie	D2/952
D586,987	S *	2/2009	McClaskie	D2/952
D586,988	S *	2/2009	McClaskie	D2/952
2002/0035793	A1 *	3/2002	Byrd	36/8.4
2002/0148141	A1 *	10/2002	Otis et al.	36/59 R
2002/0152639	A1 *	10/2002	Otis et al.	36/59 R

\* cited by examiner

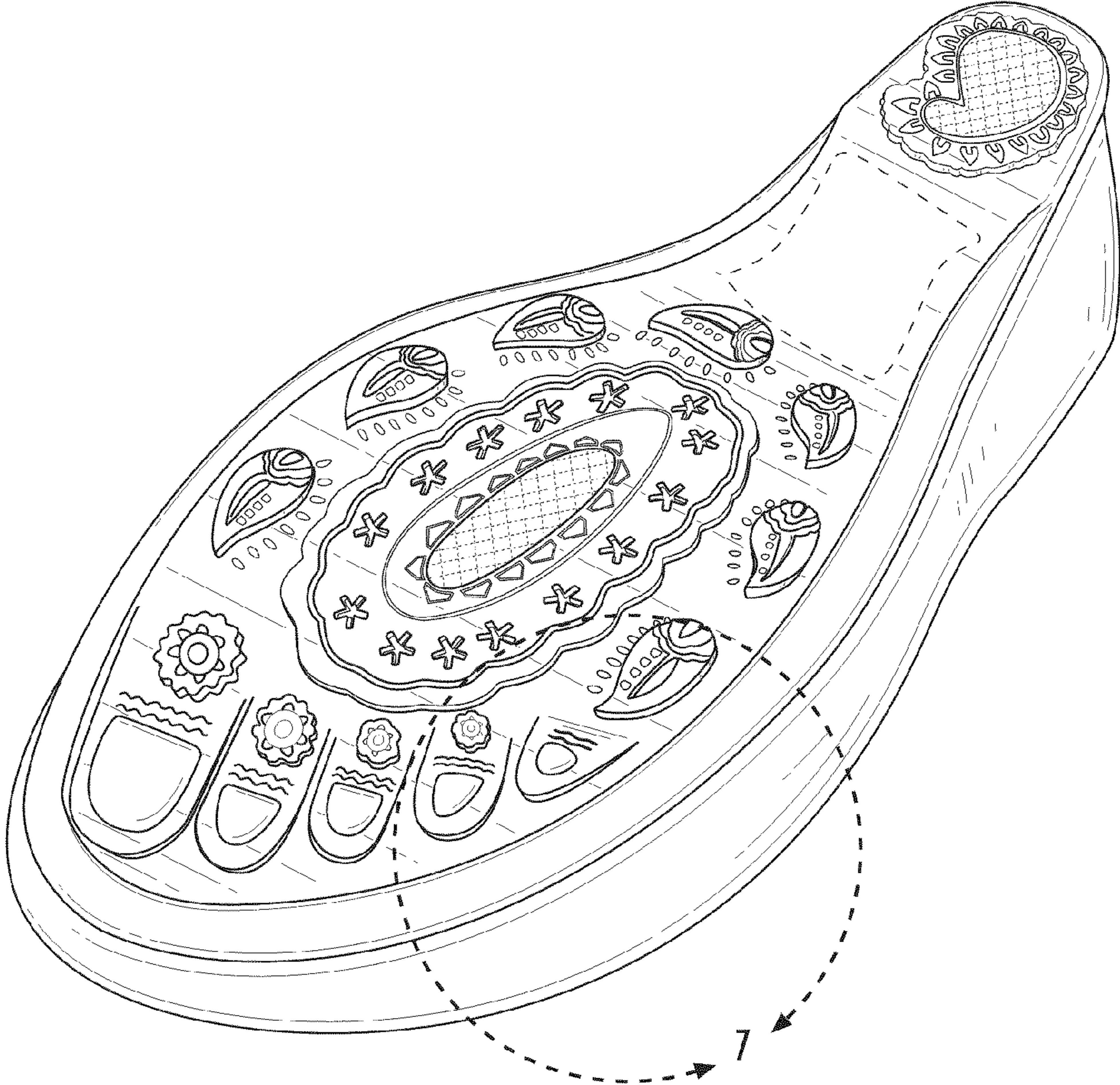


FIG. 1

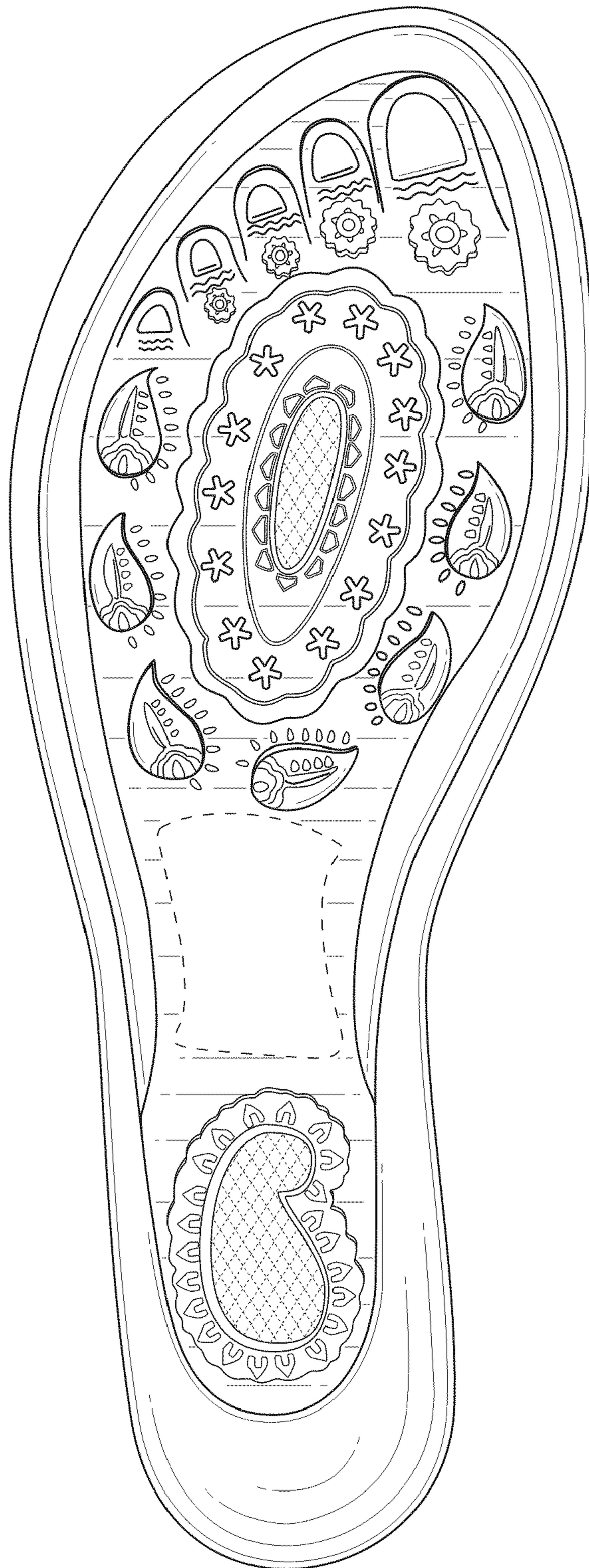


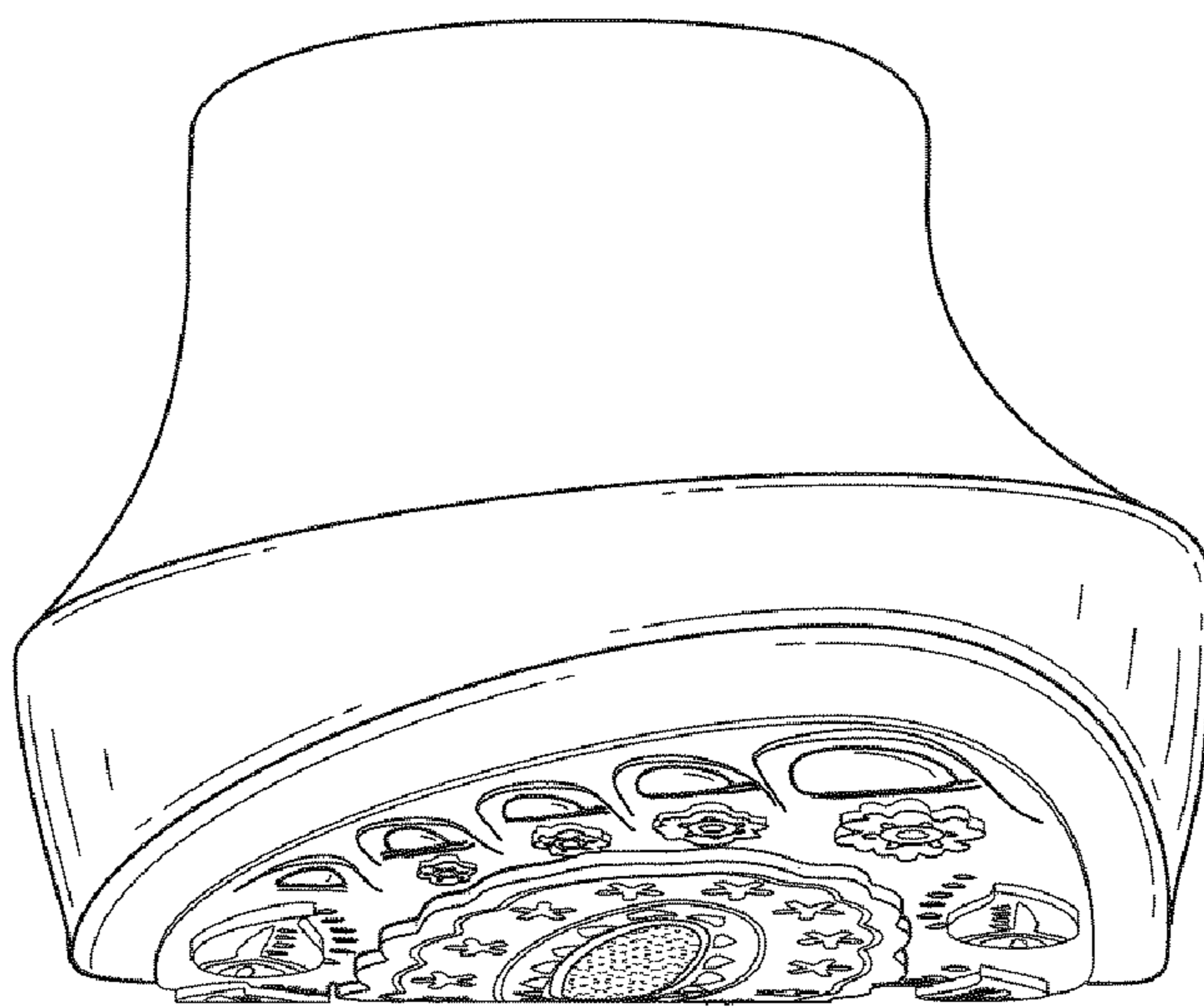
FIG. 2




FIG. 3



FIG. 4



**FIG. 5**



**FIG. 6**




FIG. 7