



US00D599987S

(12) **United States Design Patent**
Issler

(10) **Patent No.:** **US D599,987 S**
(45) **Date of Patent:** **** Sep. 15, 2009**

- (54) **OUTSOLE FOR A SHOE**
- (75) Inventor: **David C. Issler**, North Andover, MA (US)
- (73) Assignee: **Columbia Insurance Company**, Omaha, NE (US)
- (**) Term: **14 Years**
- (21) Appl. No.: **29/299,376**
- (22) Filed: **Dec. 24, 2007**

4,366,629 A	1/1983	Scherz	36/4
4,562,652 A	1/1986	Hensler	36/102
4,908,963 A	3/1990	Krajcir et al.	36/77
4,995,174 A	2/1991	Hong et al.	36/72
5,048,203 A	9/1991	Kling	36/32
5,185,944 A	2/1993	Okajima	36/45
D335,953 S	6/1993	Tyng	D2/320
D345,453 S	3/1994	Carpenter	D2/955
5,499,459 A	3/1996	Tomaro	36/10

- (51) **LOC (9) Cl.** **02-04**
 - (52) **U.S. Cl.** **D2/952; D2/951; D2/953**
 - (58) **Field of Classification Search** D2/902, D2/947, 951, 952, 953, 954, 956, 957, 958, D2/960; 36/103, 3 B, 22 R, 25 R, 32 R, 59 C, 36/67 A; D5/32, 37
- See application file for complete search history.

(Continued)

Primary Examiner—Celia A Murphy
(74) *Attorney, Agent, or Firm*—DeLio & Peterson, LLC; David Chen

(57) **CLAIM**

The ornamental design for an outsole for a shoe, as shown and described.

(56) **References Cited**

U.S. PATENT DOCUMENTS

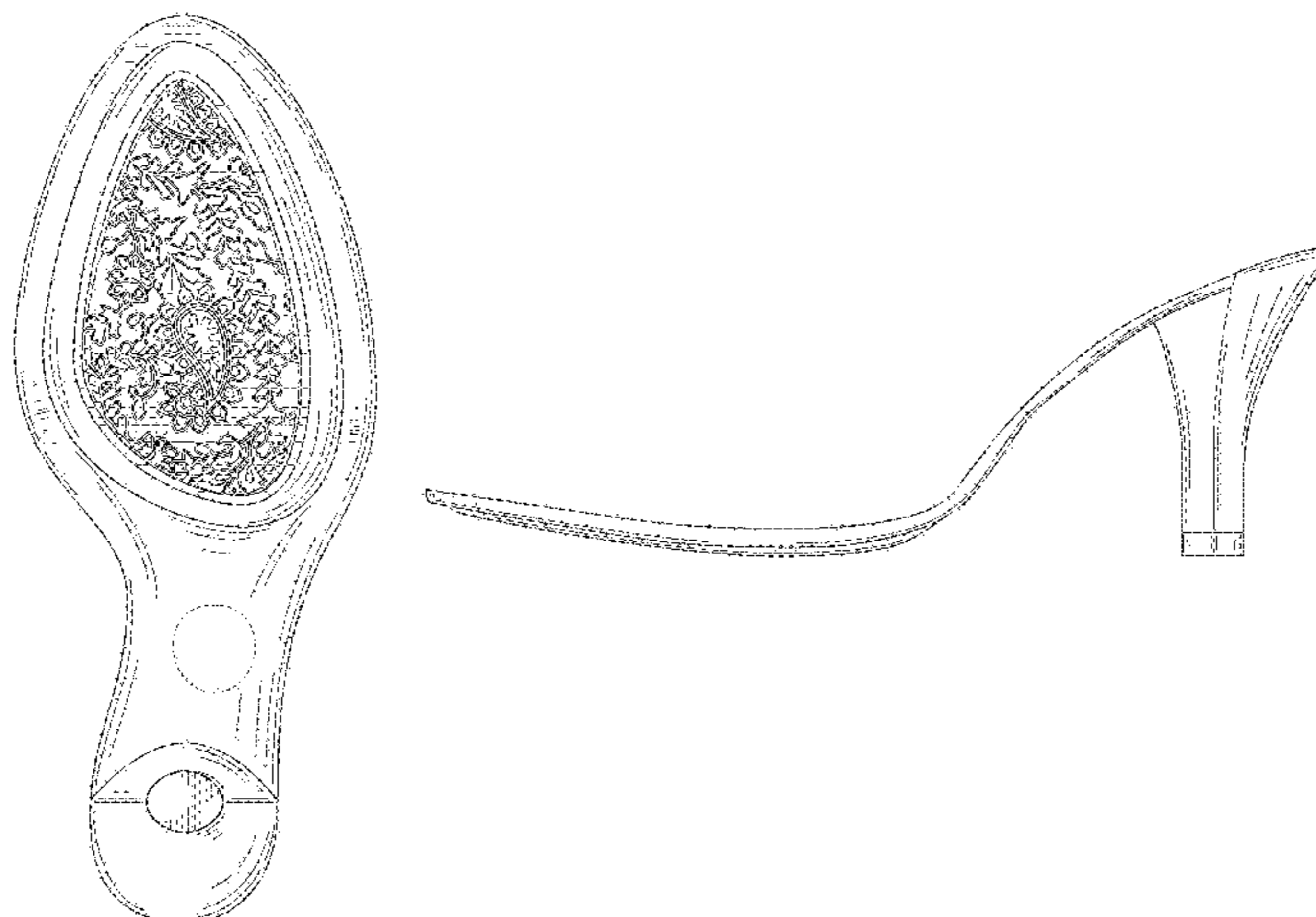
D65,410 S *	8/1924	Kaplan	D11/117
D87,994 S *	10/1932	George	D5/16
1,974,543 A	9/1934	Reymond	12/142
2,046,217 A	6/1936	Strauss	36/72
2,079,237 A	5/1937	Allard	36/2
D106,638 S *	10/1937	Roberson	D5/45
D111,871 S *	10/1938	Blumenthal	D5/7
2,160,768 A	5/1939	Wasser	36/72
D116,931 S *	10/1939	Greenblatt	D2/942
2,344,069 A	3/1944	Wasser	36/72
D160,236 S *	9/1950	Wintrich	D5/45
3,091,871 A	6/1963	Tronche	36/72
3,175,310 A	3/1965	MacQuaid	36/72
3,175,311 A	3/1965	MacQuaid	36/72
3,191,321 A	6/1965	Brutting	36/2.5
3,213,551 A	10/1965	Krauss	36/2.5
3,407,518 A	10/1968	MacQuaid et al.	36/72
3,525,165 A	8/1970	Randall, Jr	36/2.5
3,561,142 A	2/1971	Streit, Sr. et al.	36/72
D256,518 S	8/1980	Moesle	D2/320
4,231,170 A	11/1980	Griswold	36/72

DESCRIPTION

FIG. 1 is a bottom perspective view of an outsole for a shoe in accordance with the new design;
FIG. 2 is a bottom view thereof;
FIG. 3 is a right side view thereof;
FIG. 4 is a left view thereof; and
FIG. 5 is a front view thereof;
FIG. 6 is a rear view thereof; and,
FIG. 7 is an enlarged perspective view of the area labeled “7” in FIG. 1.

The broken lines shown in each arch area of FIGS. 1–2 represent boundaries of the design with the lines themselves and the areas within them forming no part of the claim.

1 Claim, 5 Drawing Sheets



US D599,987 S

Page 2

U.S. PATENT DOCUMENTS

D369,234 S *	4/1996	Fabio	D2/952	D555,338 S *	11/2007	McClaskie	D2/952
5,526,584 A	6/1996	Bleimhofer et al.	36/10	D555,890 S *	11/2007	McClaskie	D2/962
D381,494 S	7/1997	Anderson	D2/959	D560,052 S *	1/2008	McClaskie	D2/952
D384,798 S	10/1997	Gray	D2/964	D560,333 S *	1/2008	McClaskie	D2/952
5,738,937 A	4/1998	Baychar	428/316.6	D573,345 S *	7/2008	Yuson	D3/322
D402,449 S	12/1998	Robinson et al.	D2/951	D576,779 S *	9/2008	Belley et al.	D2/952
D430,968 S	9/2000	Carroll	D2/962	D584,886 S *	1/2009	Issler	D2/952
6,161,315 A	12/2000	Dalton	36/134	D587,438 S *	3/2009	McClaskie	D2/952
D468,083 S	1/2003	Morais	D2/960	D587,439 S *	3/2009	Issler	D2/952
D474,584 S *	5/2003	Matis	D2/953	D588,789 S *	3/2009	McClaskie	D2/952
D483,555 S	12/2003	Robinson, Jr. et al.	D2/954	D588,790 S *	3/2009	Issler	D2/952
D495,856 S *	9/2004	McClaskie	D2/952	D589,240 S *	3/2009	McClaskie	D2/952
D501,707 S	2/2005	Nakano	D2/959	D590,141 S *	4/2009	McClaskie	D2/952
D528,747 S *	9/2006	Issler	D2/916	D591,941 S *	5/2009	McClaskie	D2/952
D530,063 S *	10/2006	Issler	D2/916	D591,942 S *	5/2009	McClaskie	D2/952
D540,515 S *	4/2007	McClaskie	D2/952	D592,388 S *	5/2009	Issler	D2/952
D542,015 S *	5/2007	McClaskie	D2/952	D593,288 S *	6/2009	Issler	D2/952
D546,530 S *	7/2007	McClaskie	D2/952	D593,289 S *	6/2009	McClaskie	D2/952
D553,832 S *	10/2007	McClaskie	D2/952	D593,734 S *	6/2009	Issler	D2/952
				D594,192 S *	6/2009	Issler	D2/952

* cited by examiner

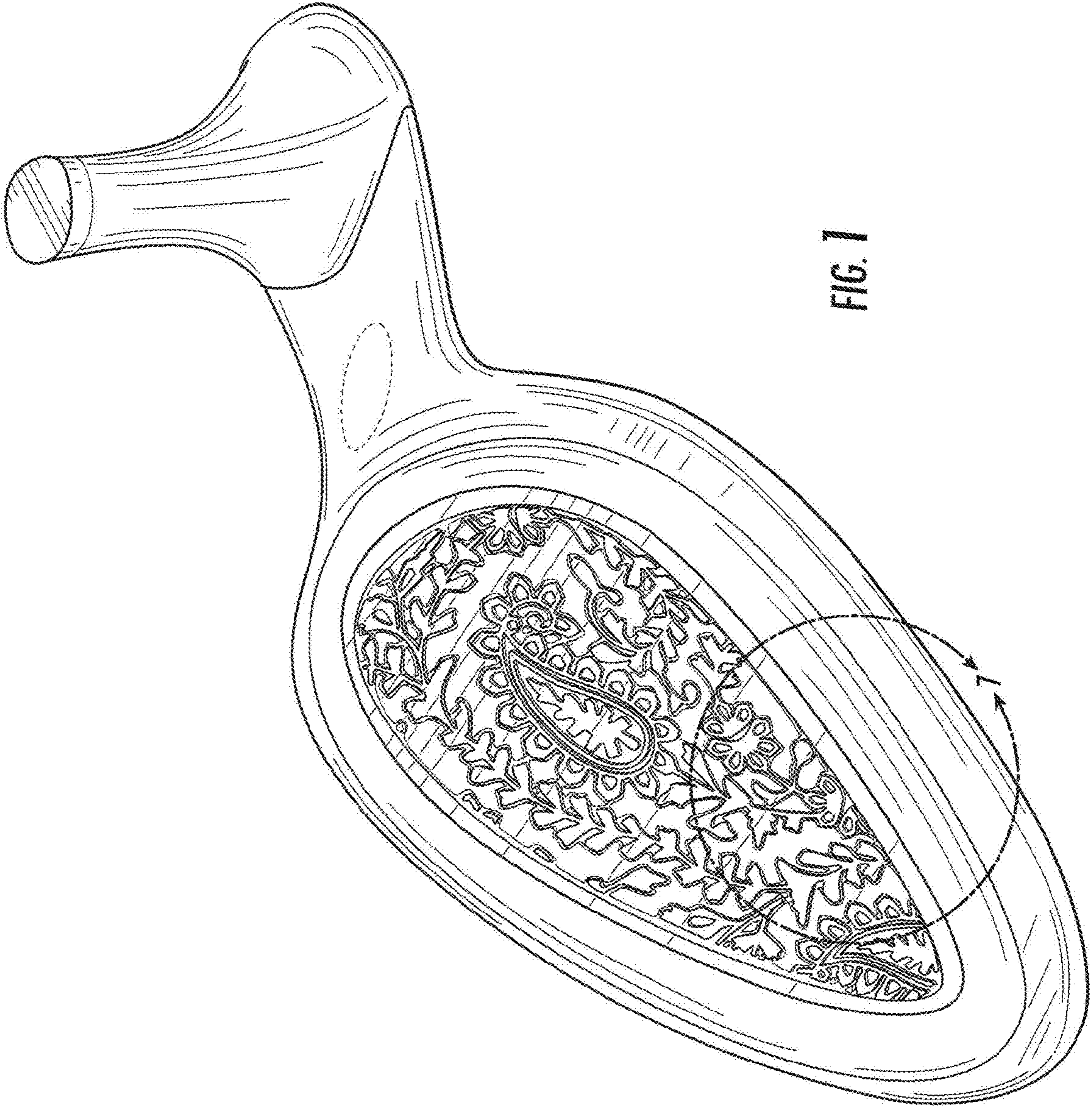


FIG. 1

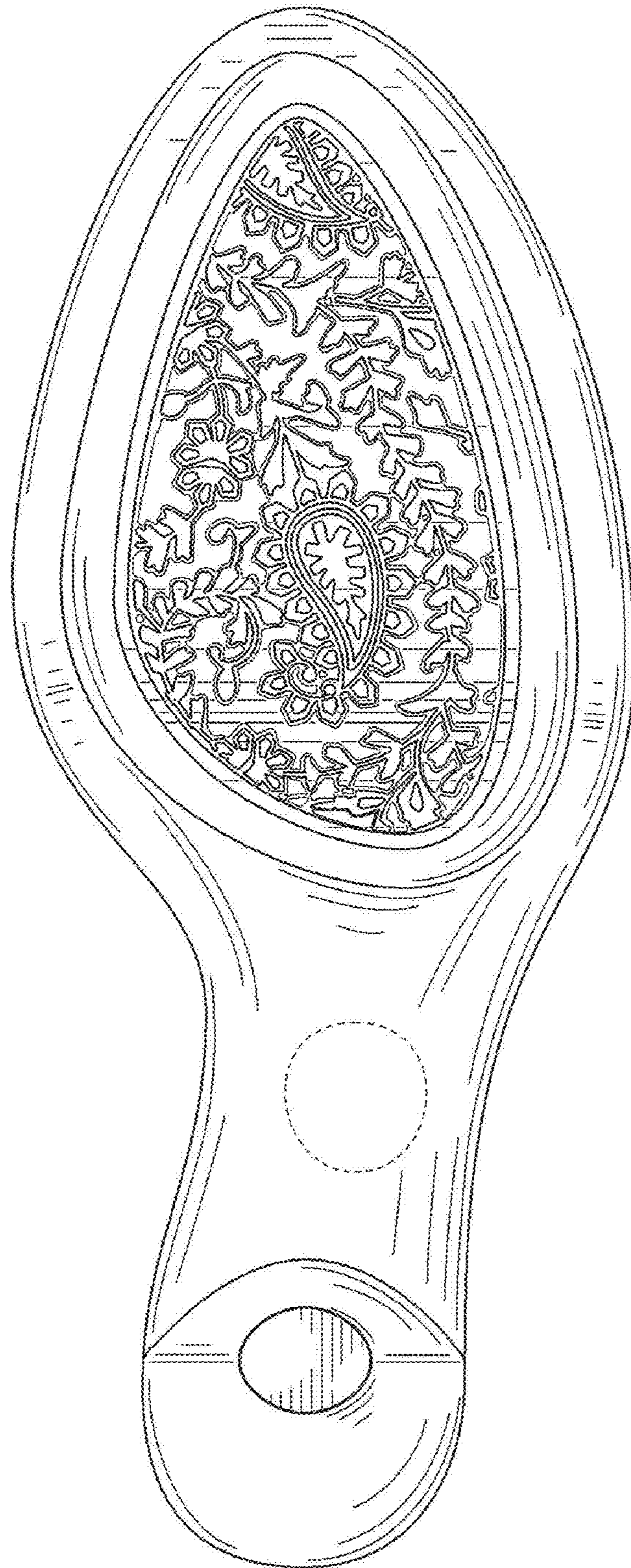


FIG. 2

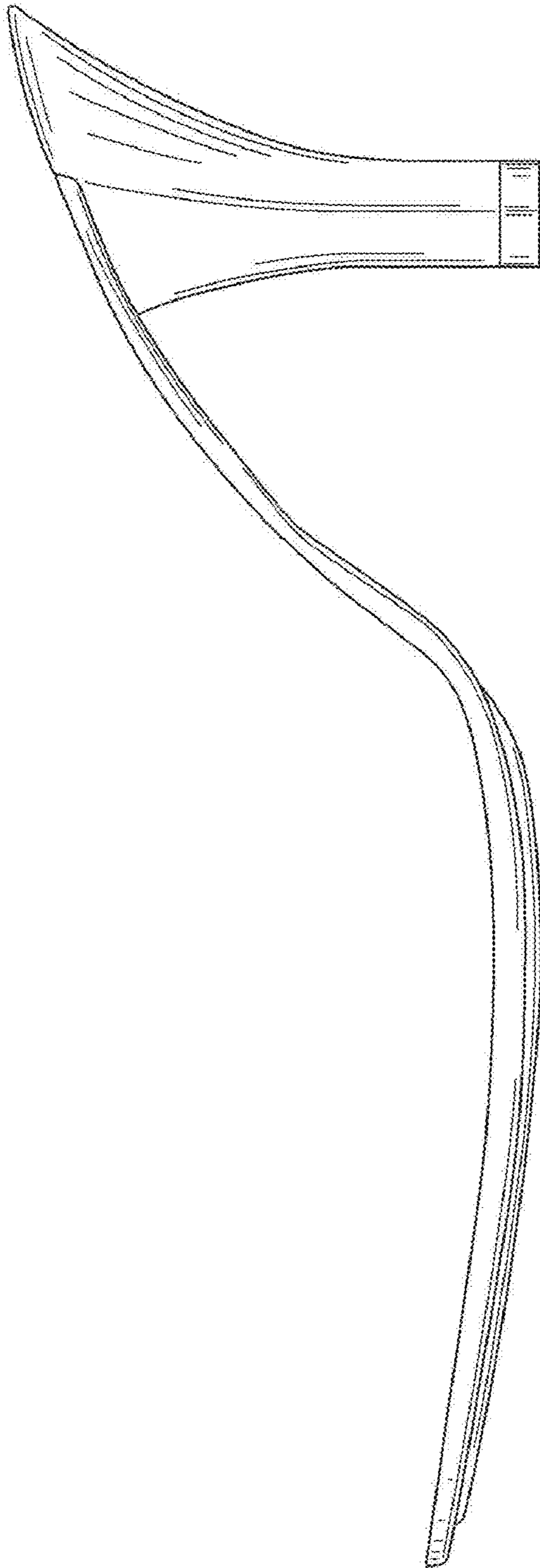


FIG. 3

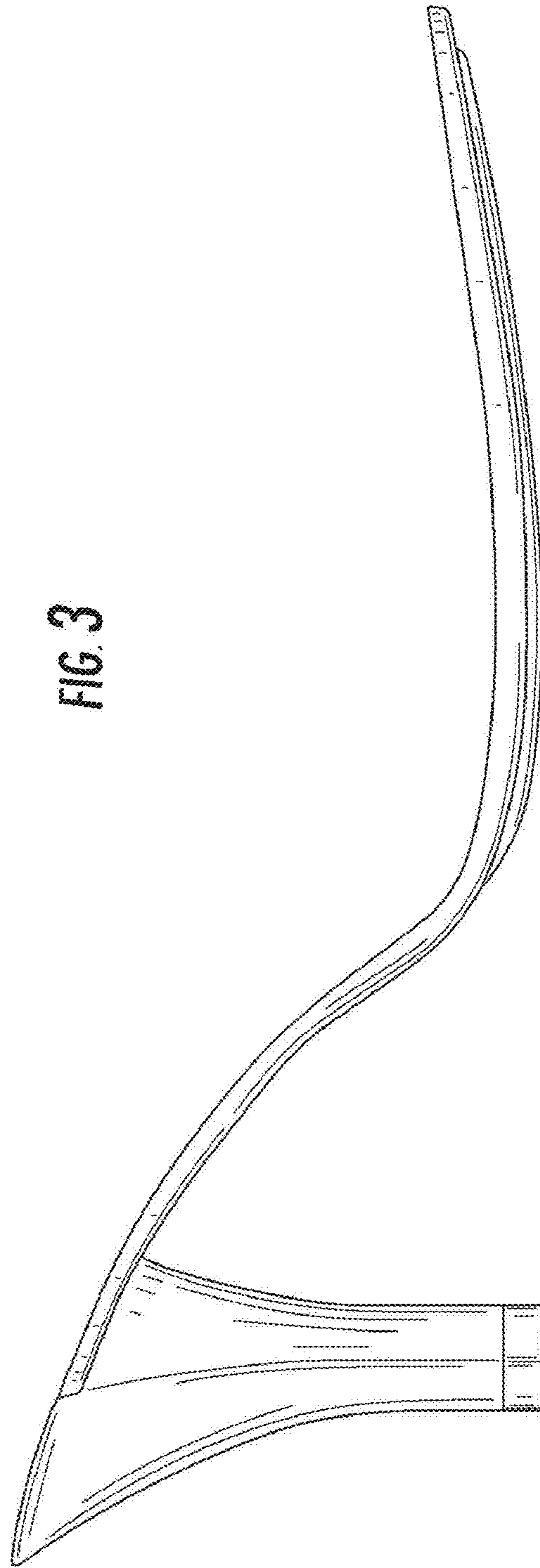


FIG. 4

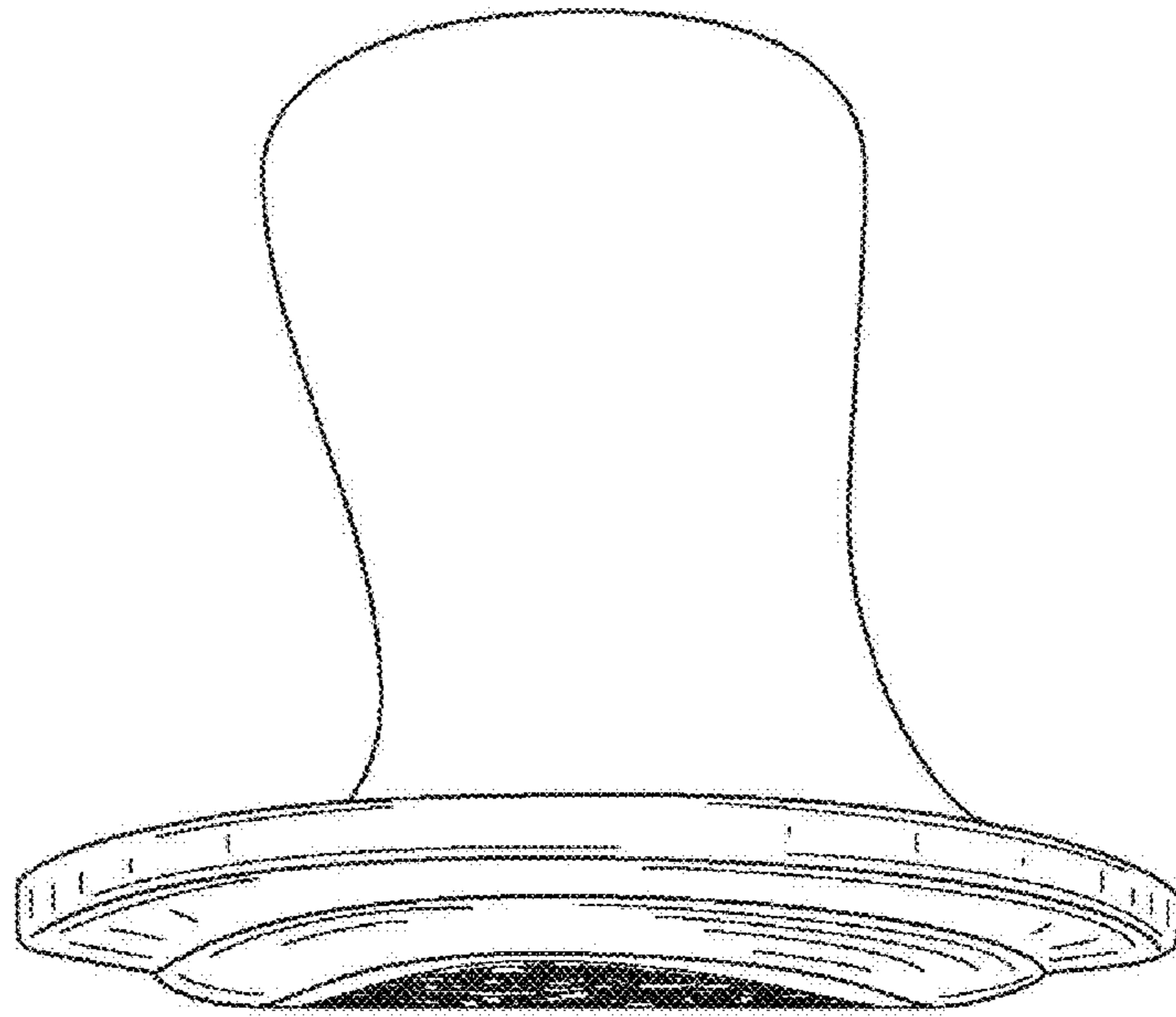


FIG. 5

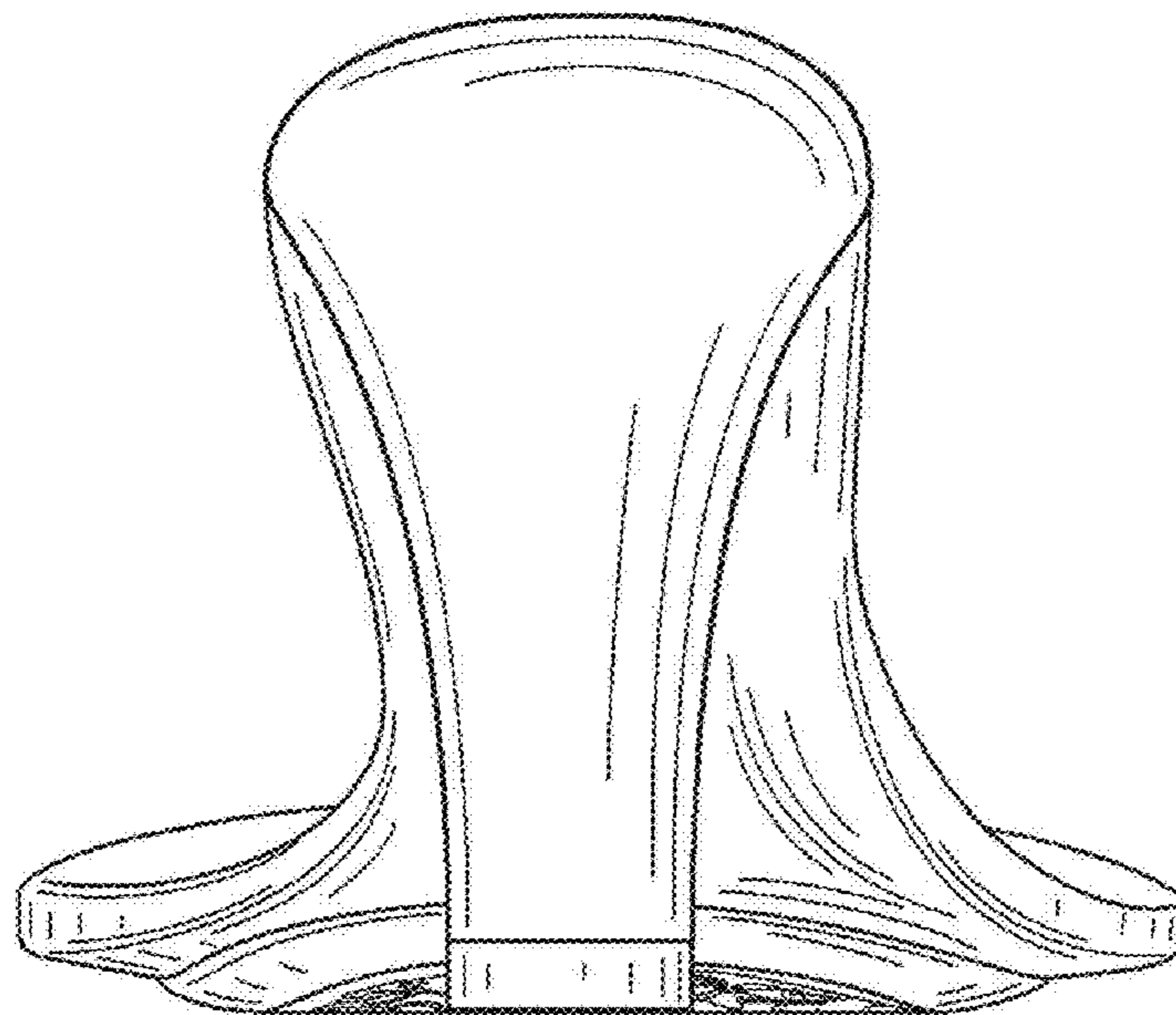


FIG. 6




FIG. 7