

US00D599982S

(12) **United States Design Patent**
Kim

(10) **Patent No.:** **US D599,982 S**

(45) **Date of Patent:** **** Sep. 15, 2009**

(54) **FOOTWEAR ACCESSORY**

(75) **Inventor:** **Stephanie H. Kim**, San Francisco, CA (US)

(73) **Assignee:** **dekkori, LLC**, San Francisco, CA (US)

(**) **Term:** **14 Years**

(21) **Appl. No.:** **29/329,135**

(22) **Filed:** **Dec. 9, 2008**

(51) **LOC (9) Cl.** **02-04**

(52) **U.S. Cl.** **D2/901; D24/192**

(58) **Field of Classification Search** D2/897,
D2/901, 910–913, 946, 970, 971; 36/2 R,
36/7.2, 7.3, 7.1 R, 100, 101, 45; 2/61; D24/190,
D24/192

See application file for complete search history.

(56) **References Cited**

U.S. PATENT DOCUMENTS

- D169,889 S * 6/1953 Bollenbach D2/901
- D251,696 S * 5/1979 Gwon D29/120.1
- D270,869 S * 10/1983 Kronberg D2/901
- D290,302 S * 6/1987 Campbell D2/901
- D291,140 S * 8/1987 Gjendemsjo D2/901
- D292,444 S * 10/1987 Pankopf D2/901
- D308,126 S 5/1990 Lee
- D321,582 S * 11/1991 Pennington D2/901
- D354,615 S * 1/1995 Parker D2/901
- D357,345 S 4/1995 Cheatwood et al.
- D369,455 S * 5/1996 Halvorson D2/901
- D371,452 S * 7/1996 Graves D2/901
- D376,255 S 12/1996 Ehmann
- D396,740 S * 8/1998 Magliulo D2/901
- D440,030 S 4/2001 Revis

- D458,439 S * 6/2002 Hudson D2/910
- D505,777 S * 6/2005 Dunlap D2/901
- 7,082,703 B2 8/2006 Greene et al.
- D528,269 S * 9/2006 Smith, III D2/901
- D551,828 S * 10/2007 Winjum D2/901
- 2006/0075661 A1 4/2006 Ramsey

OTHER PUBLICATIONS

Posso the spat. Lookbook. Available at <http://possothespat.com/lookbook.html>. Accessed Dec. 12, 2008.

Kim, Stephanie. U.S. Appl. No. 29/329,133, entitled “Footwear Accessory,” filed Dec. 9, 2008.

Kim, Stephanie. U.S. Appl. No. 29/329,137, entitled “Footwear Accessory,” filed Dec. 9, 2008.

* cited by examiner

Primary Examiner—Ian Simmons

Assistant Examiner—Rashida C McCoy

(74) *Attorney, Agent, or Firm*—Wilson Sonsini Goodrich & Rosati

(57) **CLAIM**

The ornamental design for footwear accessory, as shown and described.

DESCRIPTION

FIG. 1 is a top perspective view of the footwear accessory, showing my new design;

FIG. 2 is a front elevational view thereof;

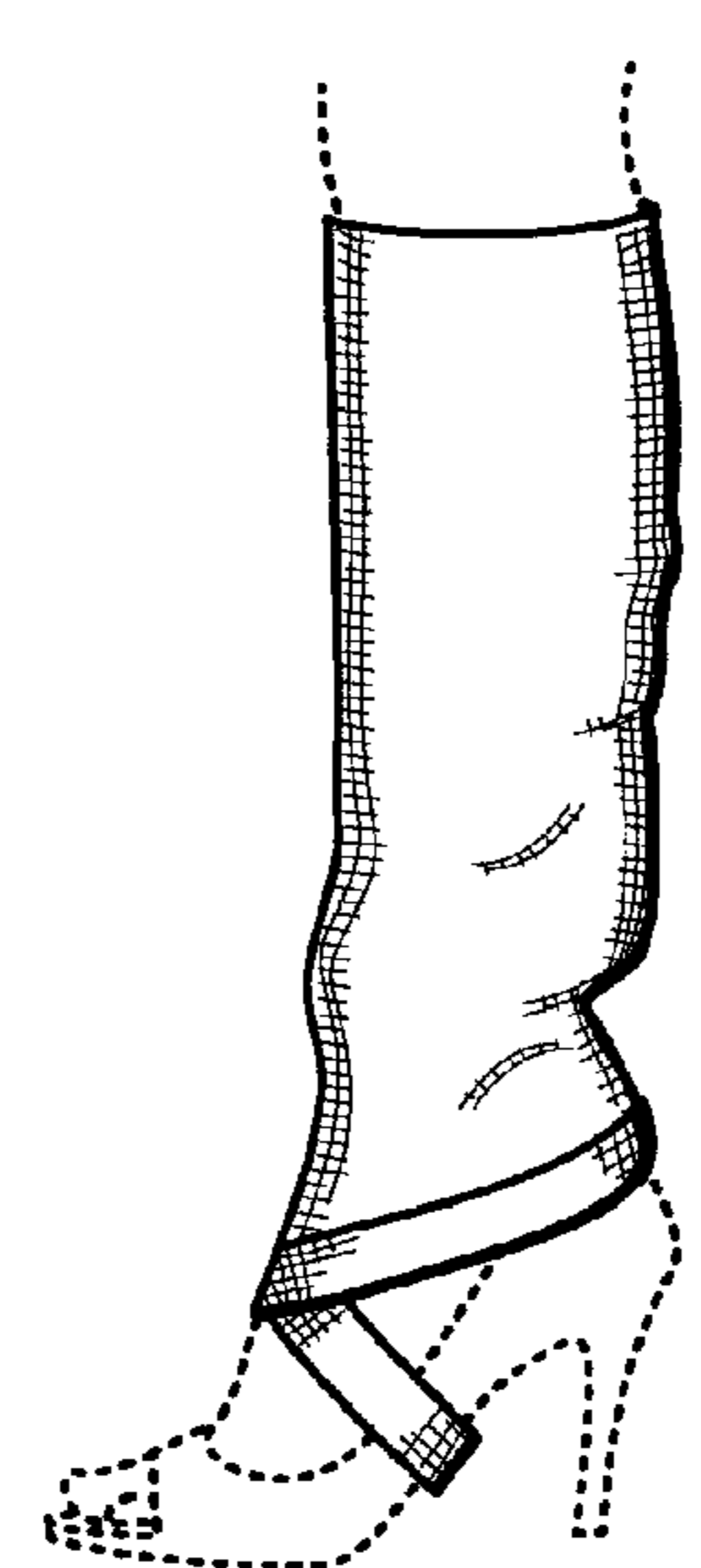
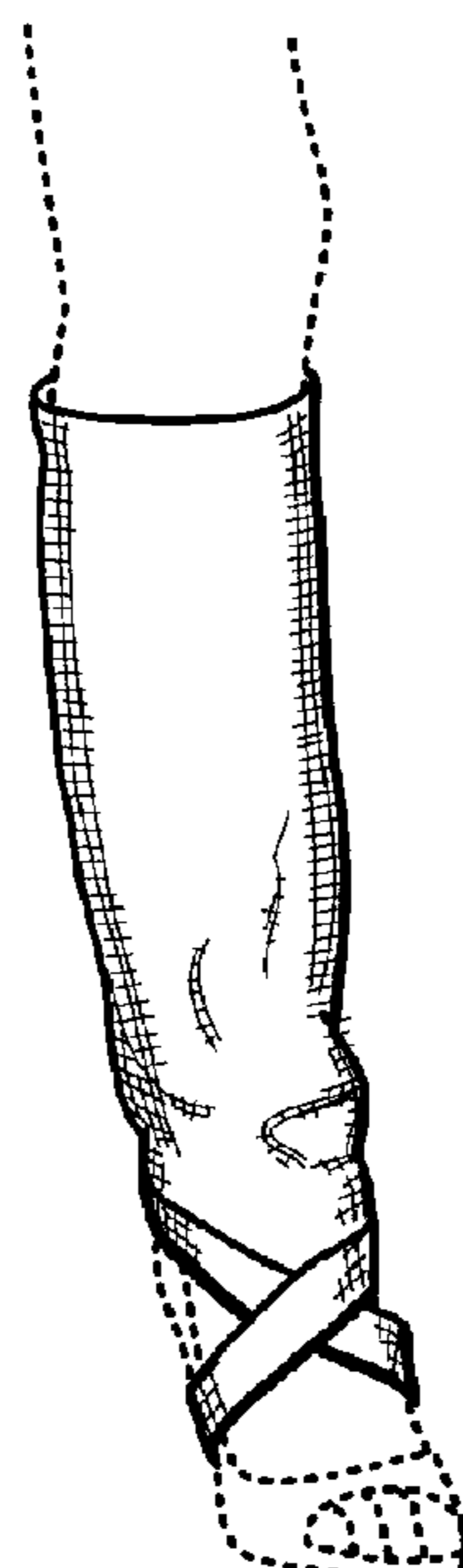
FIG. 3 is a left side elevational view thereof;

FIG. 4 is a right side elevational view thereof; and,

FIG. 5 is a rear elevational view thereof.

The broken lines in FIGS. 1–5 are for illustrative purposes only and form no part of the claimed design.

1 Claim, 1 Drawing Sheet



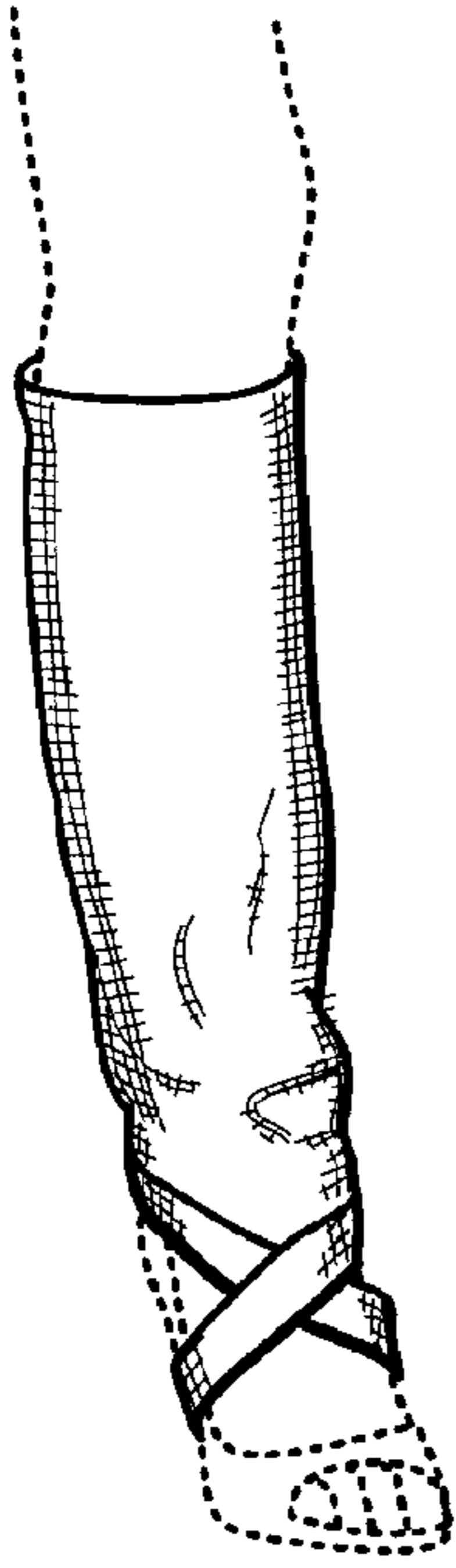


FIG. 1

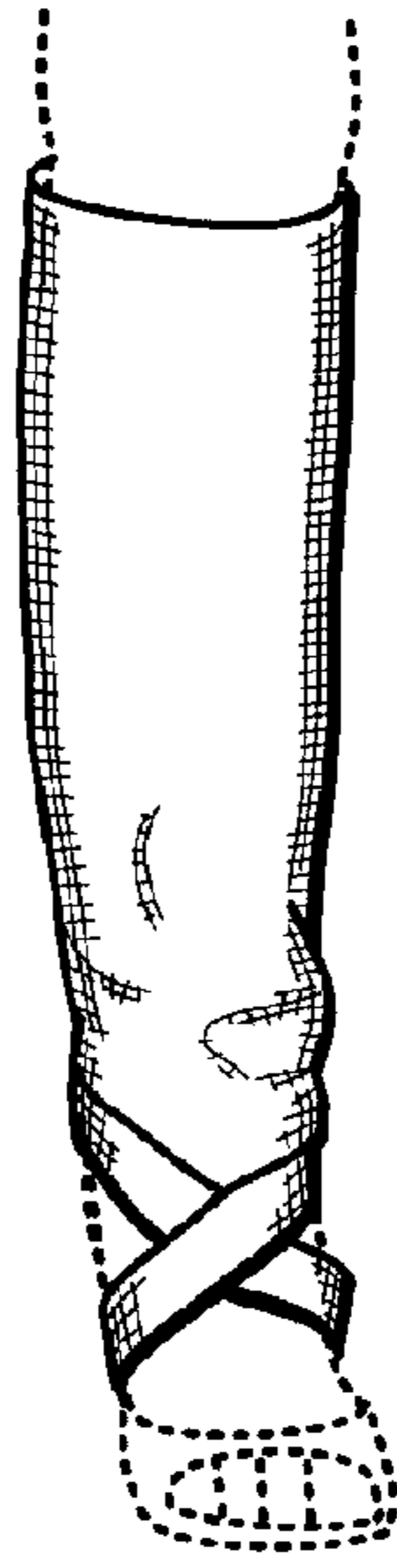


FIG. 2

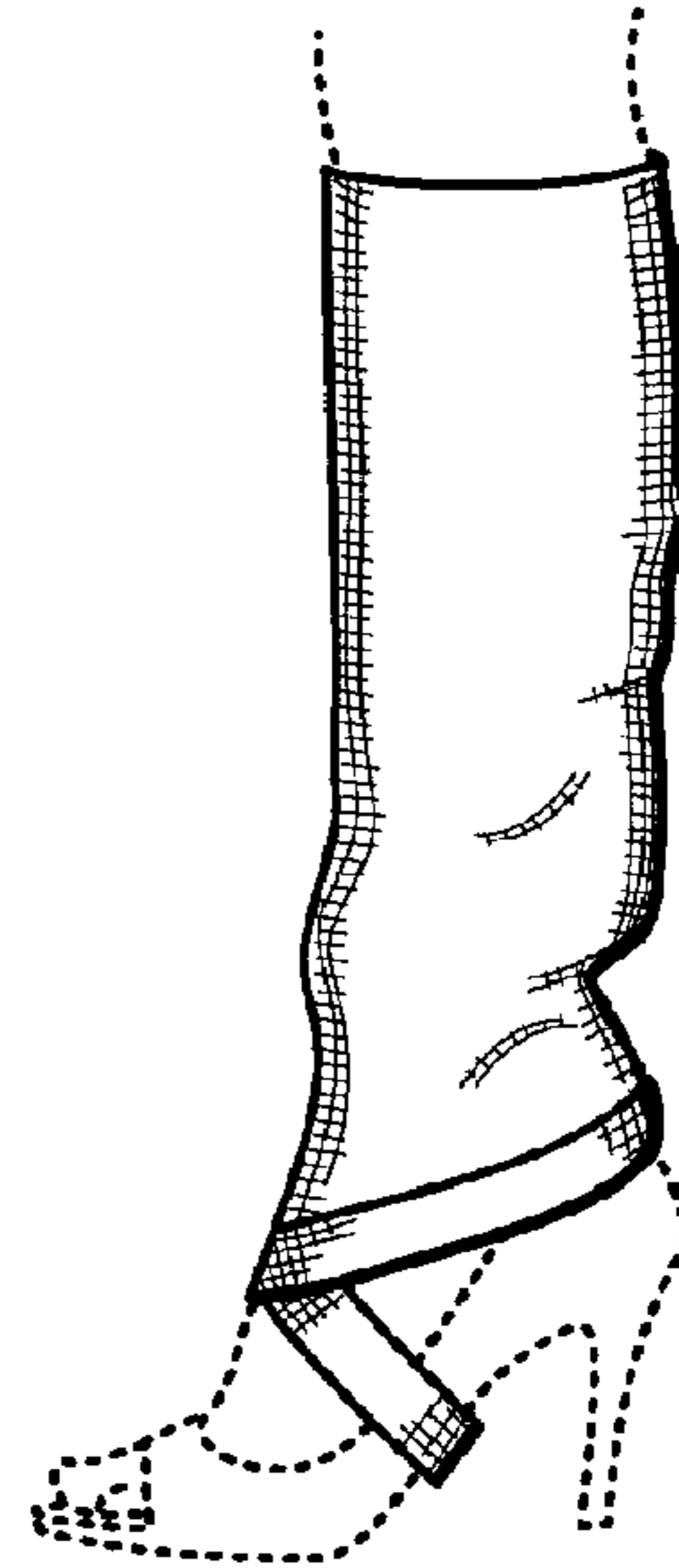


FIG. 3

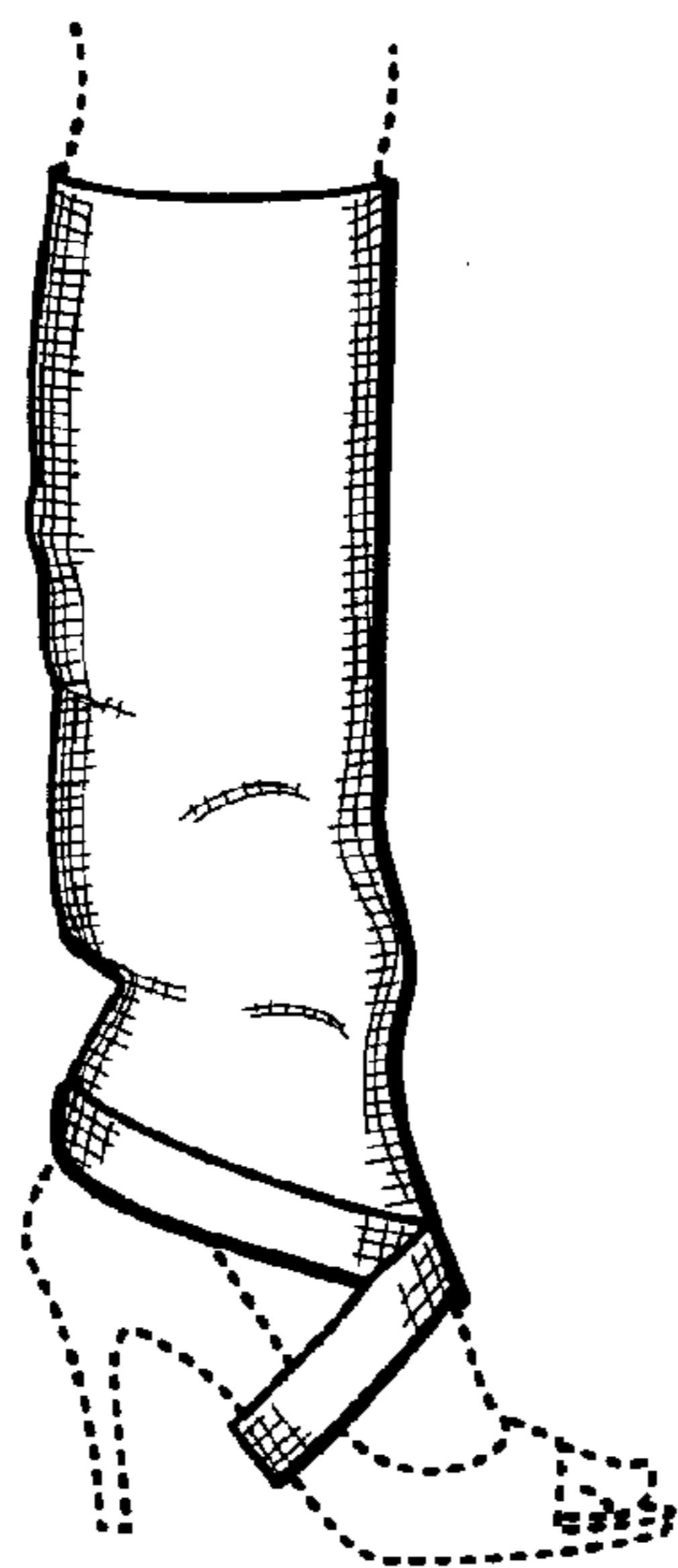


FIG. 4

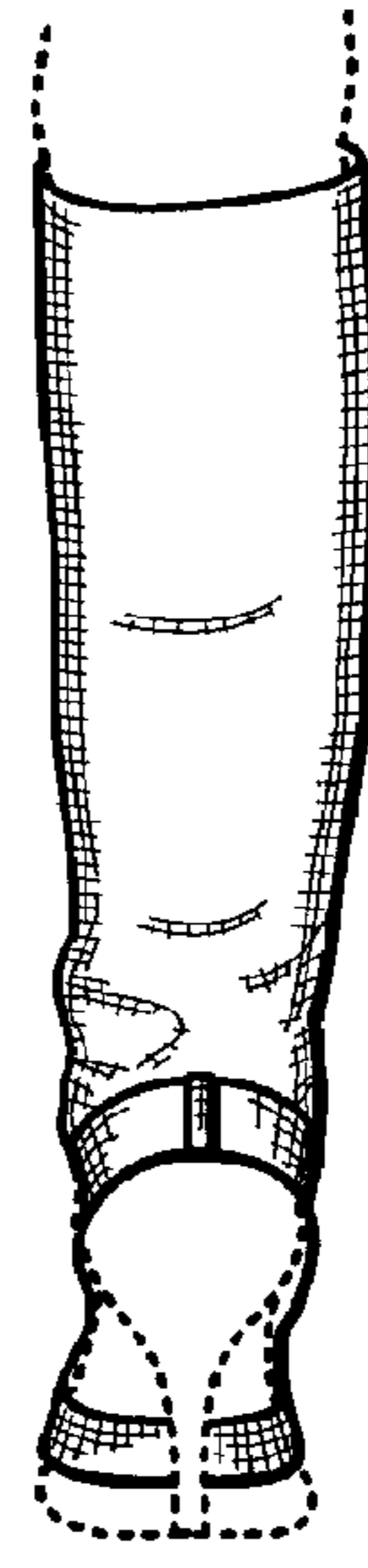


FIG. 5