



US00D599981S

(12) **United States Design Patent**
Kim

(10) **Patent No.:** **US D599,981 S**

(45) **Date of Patent:** **** Sep. 15, 2009**

(54) **FOOTWEAR ACCESSORY**

(75) Inventor: **Stephanie H. Kim**, San Francisco, CA (US)

(73) Assignee: **dekkori, LLC**, San Francisco, CA (US)

(**) Term: **14 Years**

(21) Appl. No.: **29/329,133**

(22) Filed: **Dec. 9, 2008**

(51) **LOC (9) Cl.** **02-04**

(52) **U.S. Cl.** **D2/901; D24/192**

(58) **Field of Classification Search** D2/897,
D2/901, 910-913, 946, 970, 971; 36/2 R,
36/7.2, 7.3, 7.1 R, 100, 101, 45; 2/61; D24/190,
D24/192

See application file for complete search history.

(56) **References Cited**

U.S. PATENT DOCUMENTS

D169,889 S *	6/1953	Bollenbach	D2/901
D251,696 S *	5/1979	Gwon	D29/120.1
D270,869 S *	10/1983	Kronberg	D2/901
D290,302 S *	6/1987	Campbell	D2/901
D291,140 S *	8/1987	Gjendemsjo	D2/901
D292,444 S *	10/1987	Pankopf	D2/901
D308,126 S	5/1990	Lee		
D321,582 S *	11/1991	Pennington	D2/901
D354,615 S *	1/1995	Parker	D2/901
D357,345 S	4/1995	Cheatwood et al.		
D369,455 S *	5/1996	Halvorson	D2/901
D371,452 S *	7/1996	Graves	D2/901
D376,255 S	12/1996	Ehmann		
D396,740 S *	8/1998	Magliulo	D2/901
D440,030 S	4/2001	Revis		

D458,439 S *	6/2002	Hudson	D2/910
D505,777 S *	6/2005	Dunlap	D2/901
7,082,703 B2	8/2006	Greene et al.		
D528,269 S *	9/2006	Smith, III	D2/901
D551,828 S *	10/2007	Winjum	D2/901
2006/0075661 A1	4/2006	Ramsey		

OTHER PUBLICATIONS

Posso the spat. Lookbook. Available at <http://possothespat.com/lookbook.html>. Accessed Dec. 12, 2008.

Kim, Stephanie. U.S. Appl. No. 29/329,135, entitled "Footwear Accessory," filed Dec. 9, 2008.

Kim, Stephanie. U.S. Appl. No. 29/329,137, entitled "Footwear Accessory," filed Dec. 9, 2008.

* cited by examiner

Primary Examiner—Stella M Reid

Assistant Examiner—Rashida C McCoy

(74) *Attorney, Agent, or Firm*—Wilson Sonsini Goodrich & Rosati

(57) **CLAIM**

The ornamental design for footwear accessory, as shown and described.

DESCRIPTION

FIG. 1 is a top perspective view of the footwear accessory, showing my new design;

FIG. 2 is a front elevational view thereof;

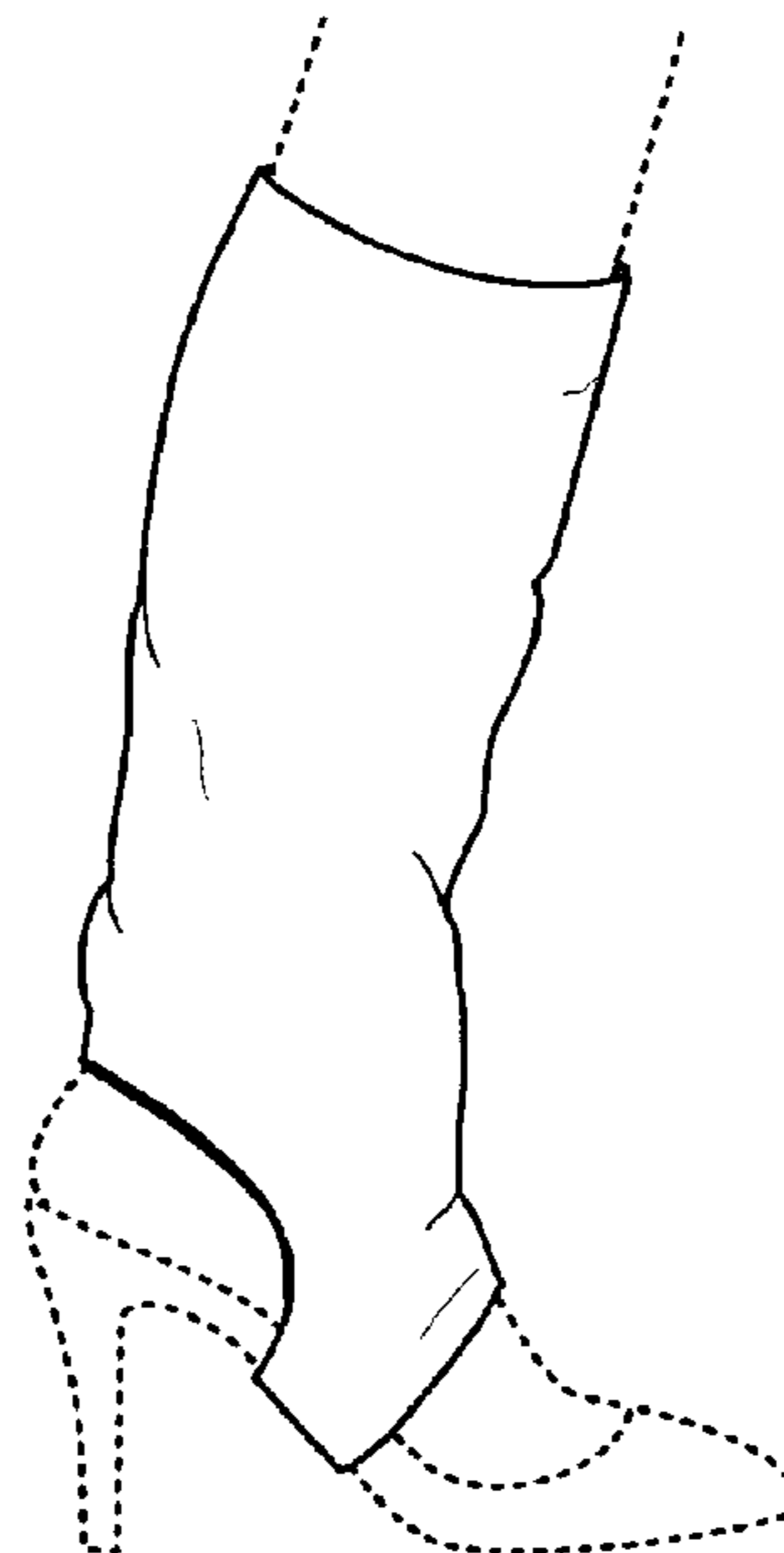
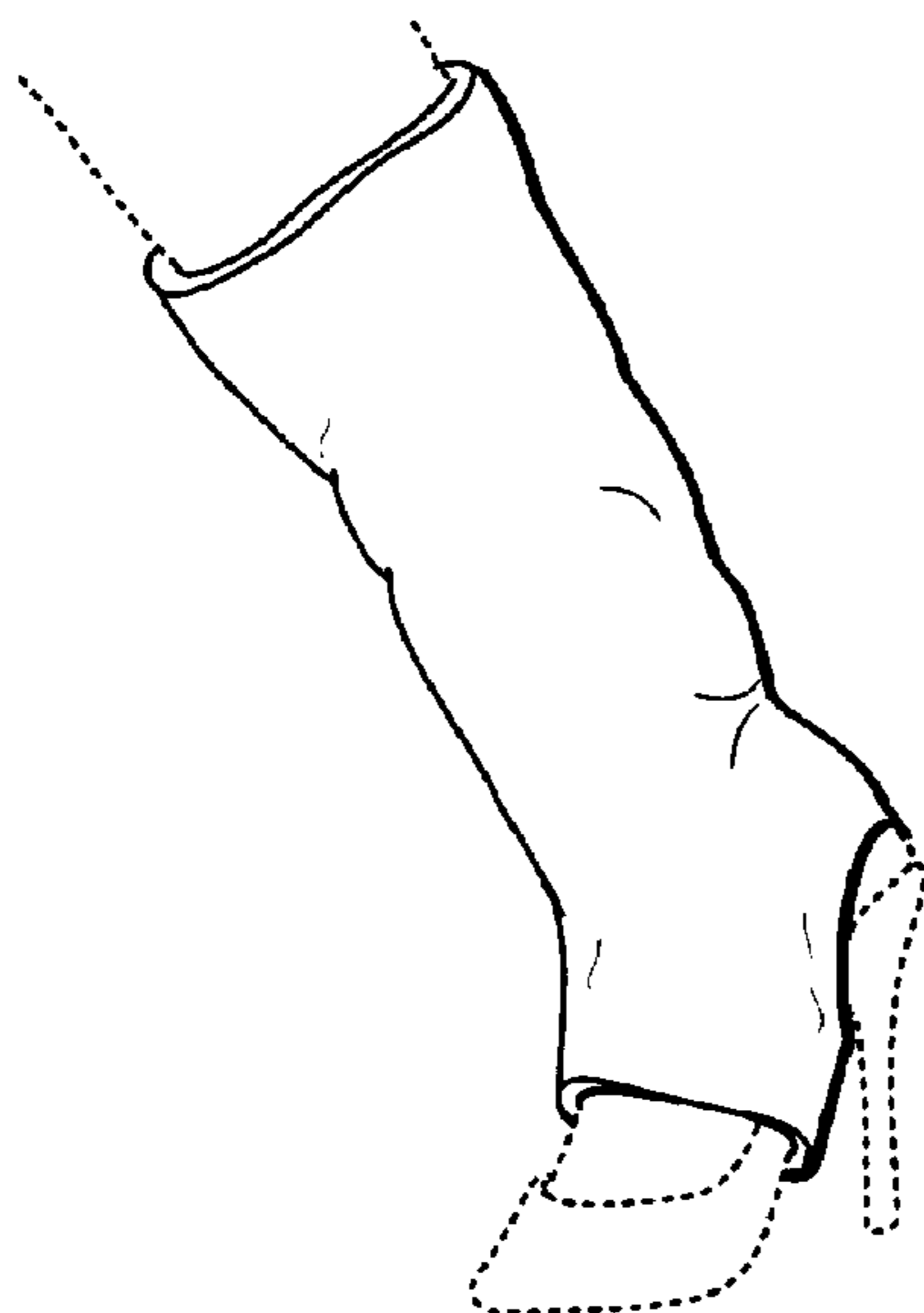
FIG. 3 is a right side elevational view thereof;

FIG. 4 is a left side elevational view thereof; and,

FIG. 5 is a rear elevational view thereof.

The broken lines in FIGS. 1-5 are for illustrative purposes only and form no part of the claimed design.

1 Claim, 1 Drawing Sheet



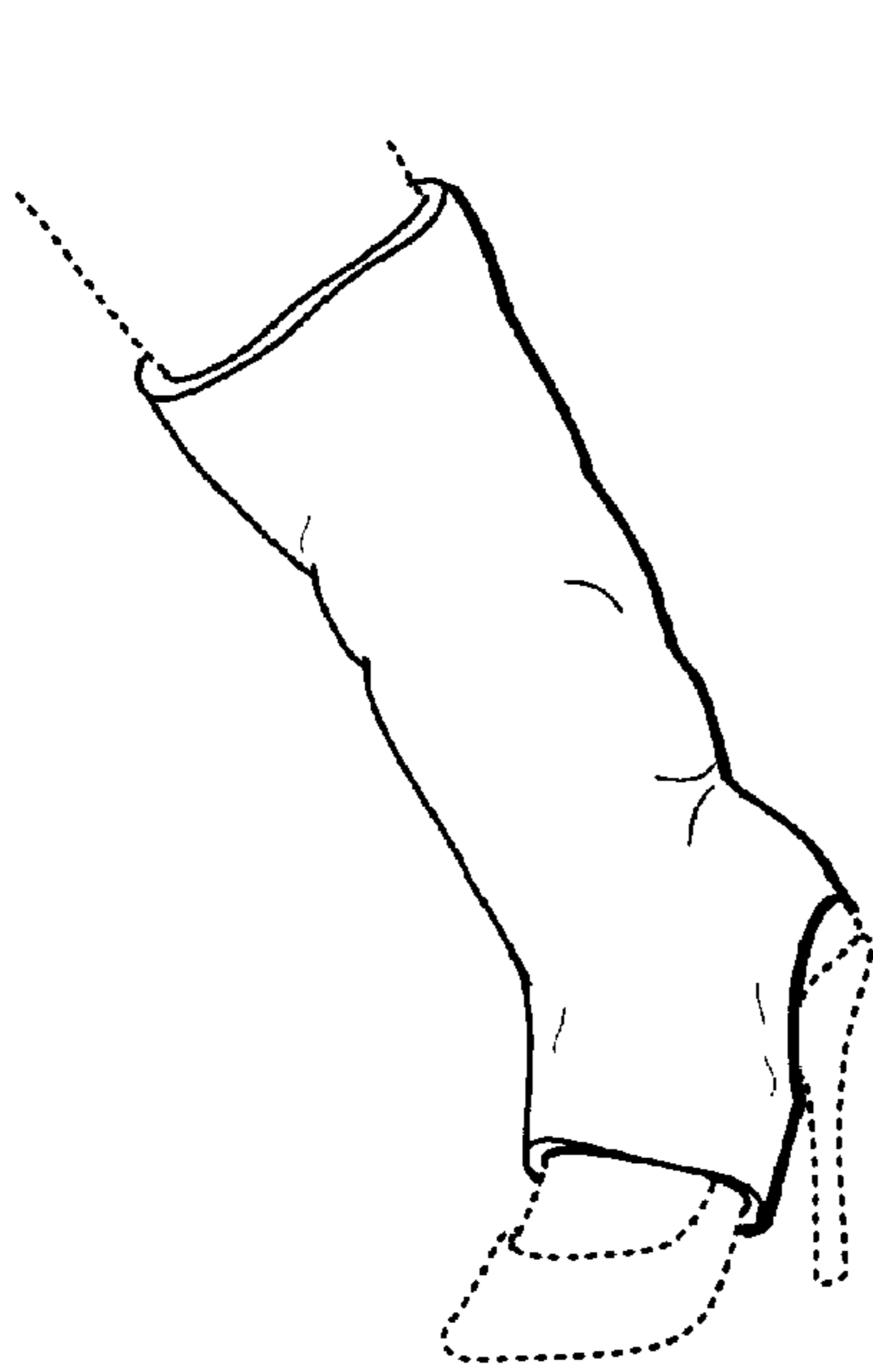


FIG. 1



FIG. 2

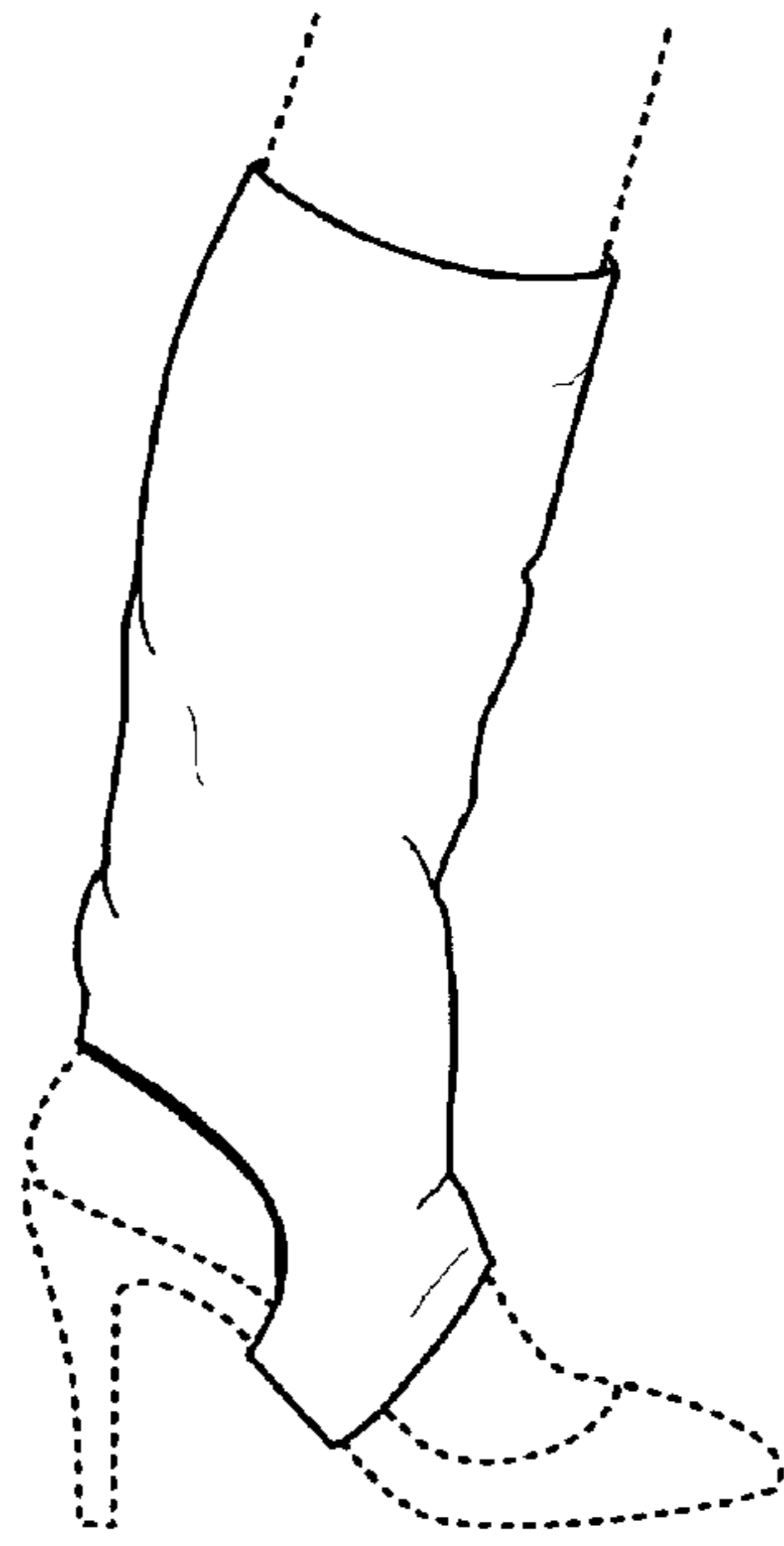


FIG. 3

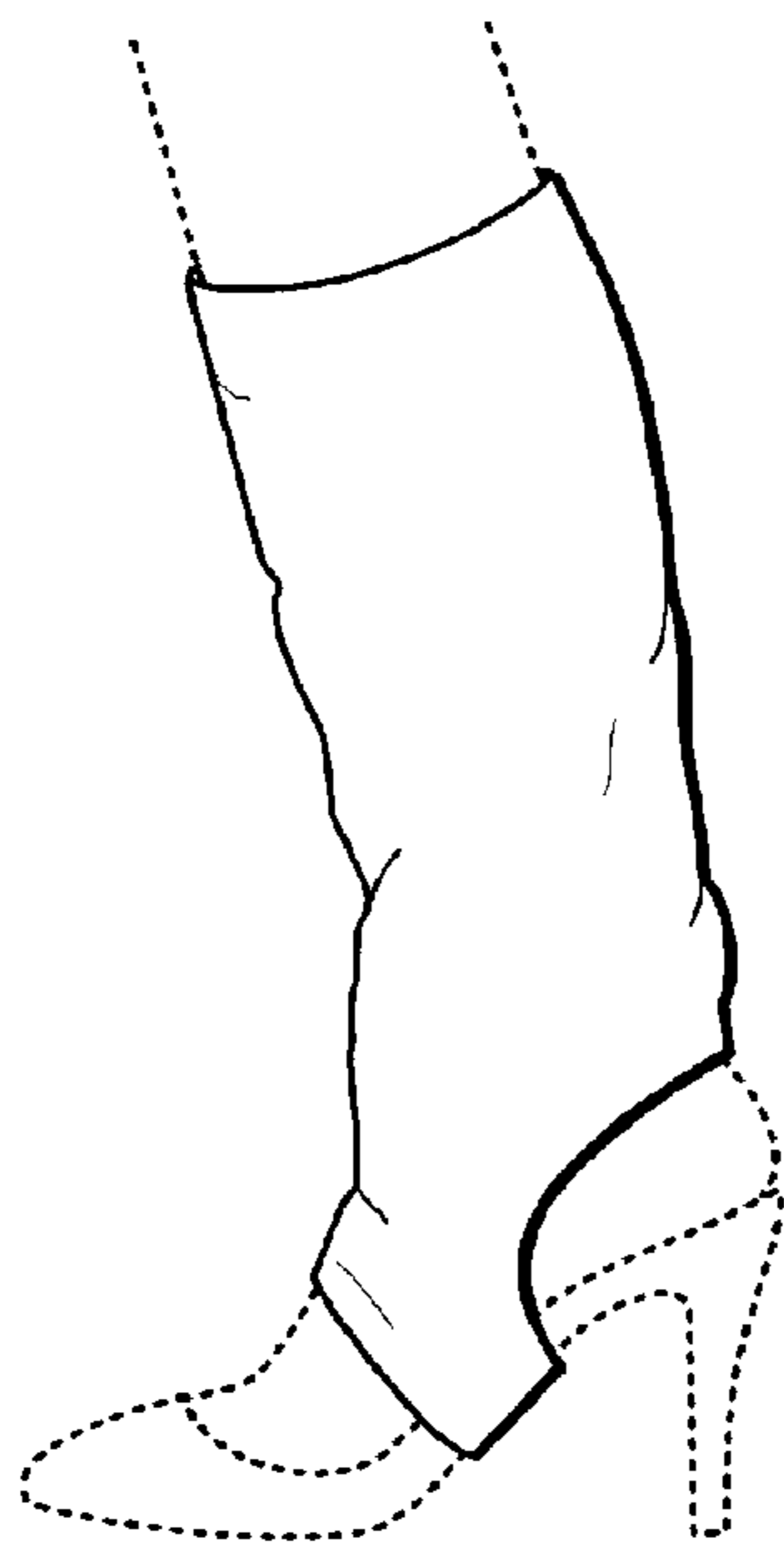


FIG. 4



FIG. 5