



US00D599976S

(12) **United States Design Patent**  
**Barden**

(10) **Patent No.:** **US D599,976 S**  
(45) **Date of Patent:** **\*\* Sep. 15, 2009**

(54) **JEANS**

(75) Inventor: **Mogamad Fared Barden**, Cape Town (ZA)

(73) Assignee: **Ellarjay Trading and Consulting (Pty) Ltd.**, Neuchatel (CH)

(\*\*) Term: **14 Years**

(21) Appl. No.: **29/305,750**

(22) Filed: **Mar. 27, 2008**

(30) **Foreign Application Priority Data**

Sep. 27, 2007 (JP) ..... A2007/01747

(51) **LOC (9) Cl.** ..... **02-02**

(52) **U.S. Cl.** ..... **D2/742**

(58) **Field of Classification Search** ..... D2/731,  
D2/738, 742; 2/79, 227, 228  
See application file for complete search history.

(56) **References Cited**

**U.S. PATENT DOCUMENTS**

- D261,324 S \* 10/1981 Catron ..... D2/738
- 5,038,408 A \* 8/1991 DeBaene ..... 2/23
- D375,824 S \* 11/1996 Volpati ..... D2/742
- 5,918,319 A \* 7/1999 Baxter ..... 2/455
- D485,049 S \* 1/2004 Newson ..... D2/742
- D565,280 S \* 4/2008 Nikolayev ..... D2/742

- D566,378 S \* 4/2008 St-Germain ..... D2/742
- 7,350,242 B2 \* 4/2008 Girod ..... 2/227
- D572,431 S \* 7/2008 Peters ..... D2/742
- 2004/0205879 A1 \* 10/2004 Leba ..... 2/247

**FOREIGN PATENT DOCUMENTS**

JP 2005163218 A \* 6/2005

\* cited by examiner

*Primary Examiner*—Ian Simmons

*Assistant Examiner*—R. Johnson

(74) *Attorney, Agent, or Firm*—Stites & Harbison PLLC;  
Douglas E. Jackson

(57) **CLAIM**

The ornamental design for jeans, as shown and described.

**DESCRIPTION**

FIG. 1 is front view of jeans according to the present invention.


FIG. 2 is a back view thereof; and,

FIG. 3 is a right side view thereof, the left side being a mirror image thereof.

The dashed lines shown in FIGS. 1–3 represent stitching, and this stitching includes darts shown along the bottom of each seat panel.

The portions shown in dot-dot-dash lines are for illustrative purposes only and form no part of the claimed invention.

**1 Claim, 3 Drawing Sheets**



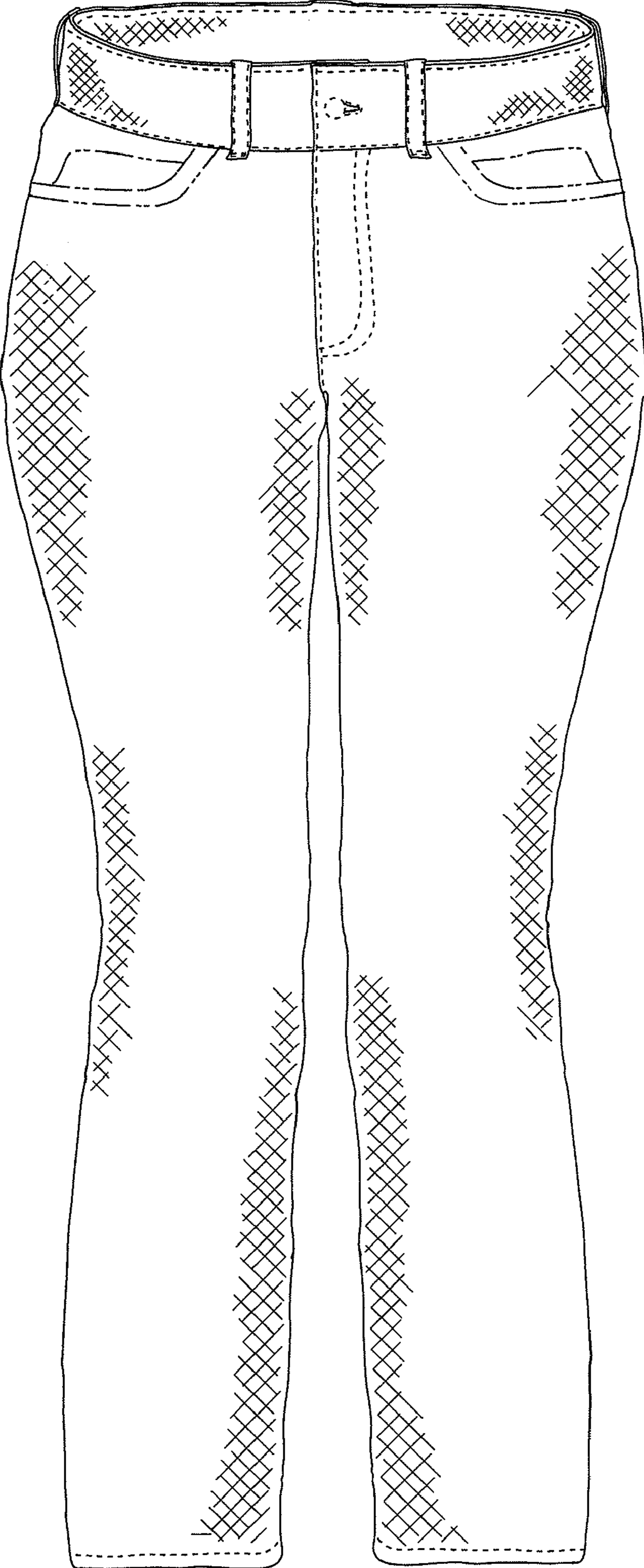


Fig. 1

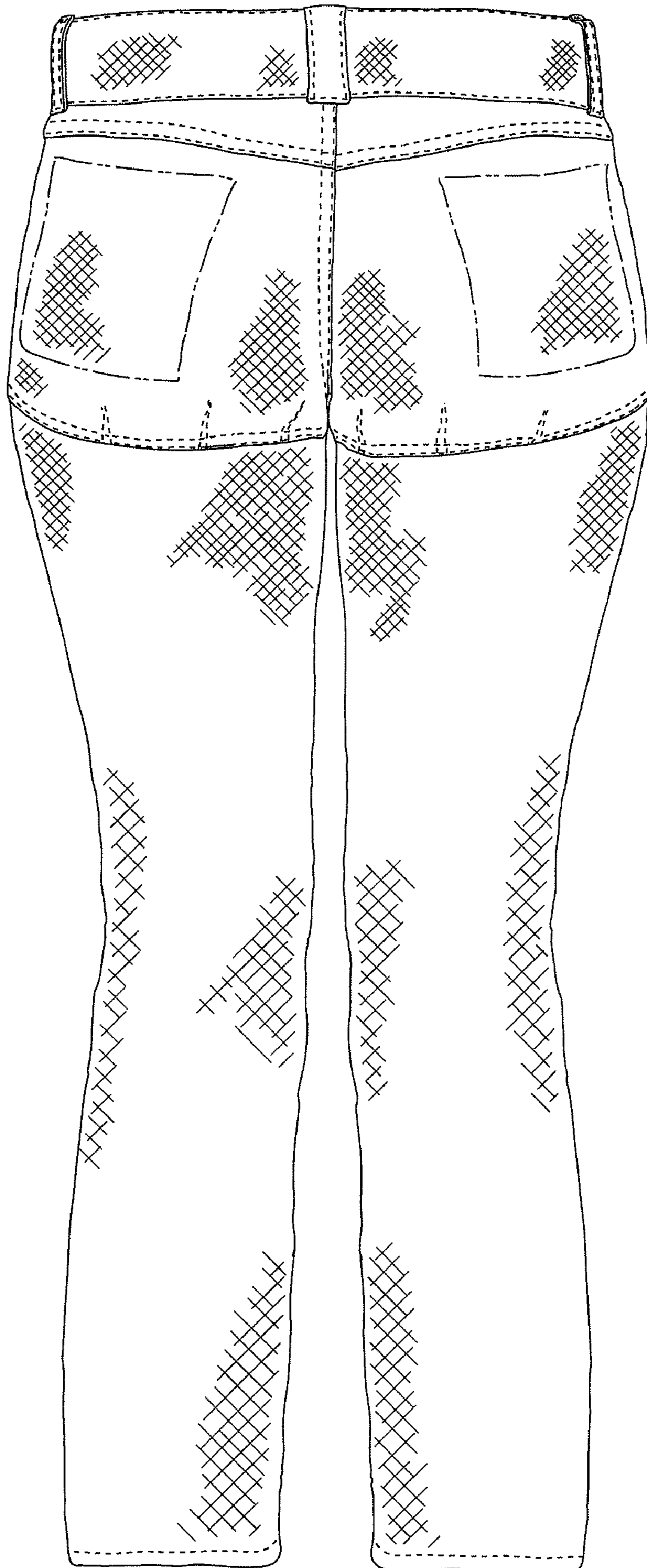


Fig. 2

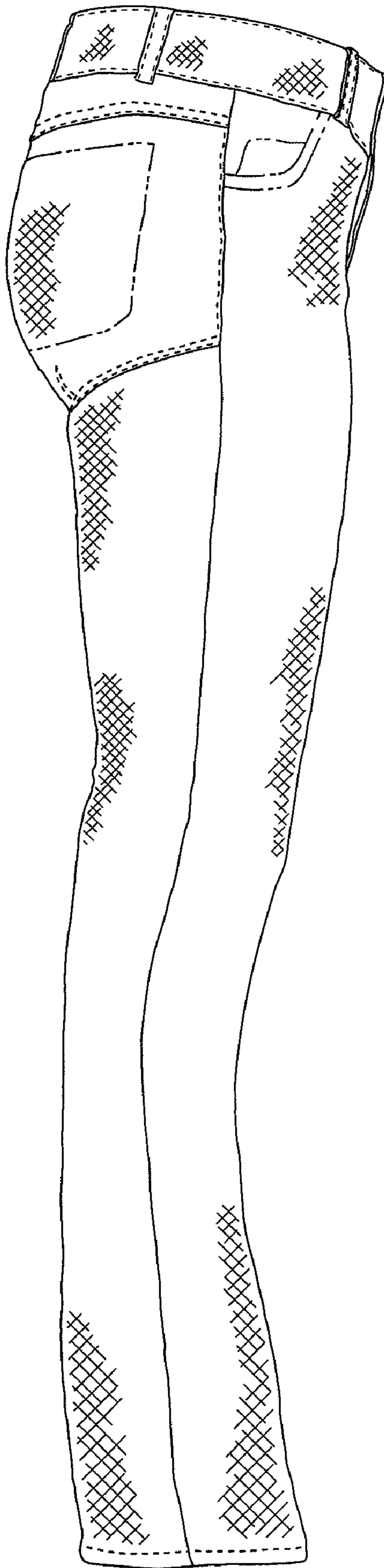


Fig. 3