



US00D599962S

(12) **United States Design Patent**
Emery-Drayton

(10) **Patent No.:** **US D599,962 S**

(45) **Date of Patent:** **** Sep. 8, 2009**

(54) **EQUINE TAIL BAGS**

(76) **Inventor:** **Andrea Lynn Emery-Drayton, 5020**
Union Rd., Paso Robles, CA (US) 93446

(**) **Term:** **14 Years**

(21) **Appl. No.:** **29/305,281**

(22) **Filed:** **Mar. 17, 2008**

(51) **LOC (9) Cl.** **30-01**

(52) **U.S. Cl.** **D30/145**

(58) **Field of Classification Search** 119/725-726,
119/712, 814-819, 850-851, 854, 600; D30/144,
D30/145, 199; 199/600; 54/78

See application file for complete search history.

(56) **References Cited**

U.S. PATENT DOCUMENTS

209,737	A *	11/1878	Weide	54/78
212,836	A *	3/1879	Briggle	54/78
4,378,667	A *	4/1983	Velarde, Jr.	119/850
5,025,613	A *	6/1991	Connors	54/78
5,062,256	A *	11/1991	Kingett et al.	54/78
5,462,020	A *	10/1995	Trimmer	119/850
5,694,750	A *	12/1997	Allen	54/78

5,727,575	A *	3/1998	Rontal	132/200
D468,065	S *	12/2002	Kingston	D30/144
D555,301	S *	11/2007	Tufford	D30/199

* cited by examiner

Primary Examiner—Susan Moon Lee

(57) **CLAIM**

The ornamental design for equine tail bags, as shown and described.

DESCRIPTION

FIG. 1 is a perspective view of equine tail bags, showing my new design;

FIG. 2 is a perspective view of an alternate embodiment of the invention, showing a strap having snaps thereon;

FIG. 3 is a front elevational view of the invention;

FIG. 4 is a rear elevational view of the invention;

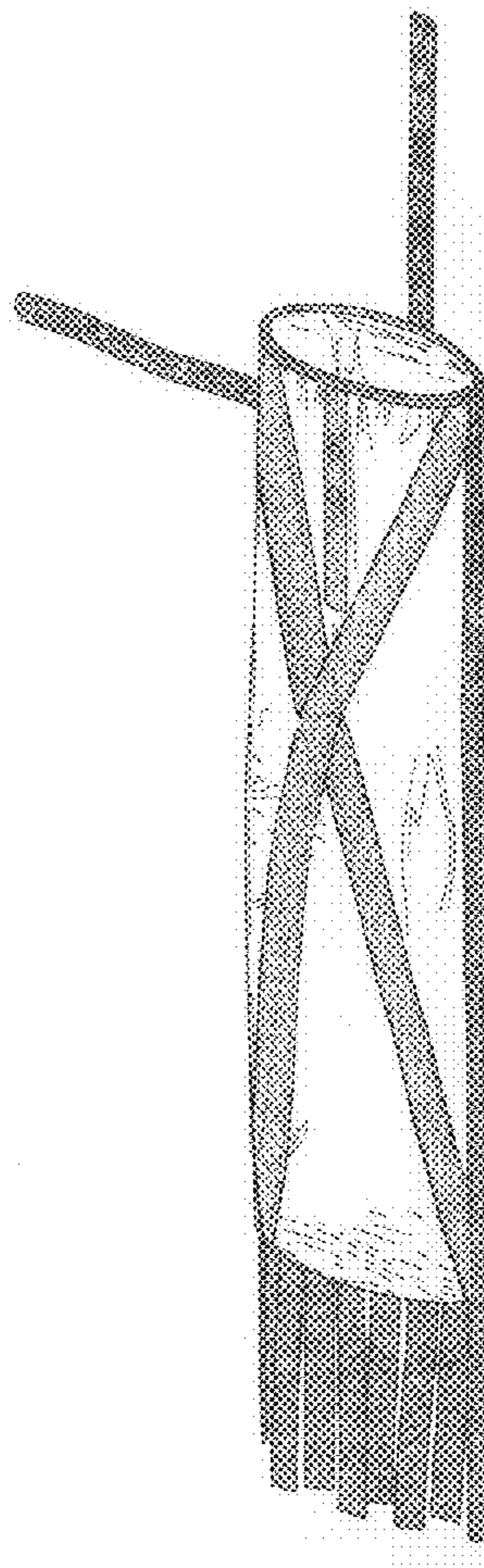
FIG. 5 is a left-side elevational view of the invention;

FIG. 6 is a right-side elevational view of the invention;

FIG. 7 is a top plan view of the invention; and,

FIG. 8 is a bottom plan view of the invention.

1 Claim, 4 Drawing Sheets



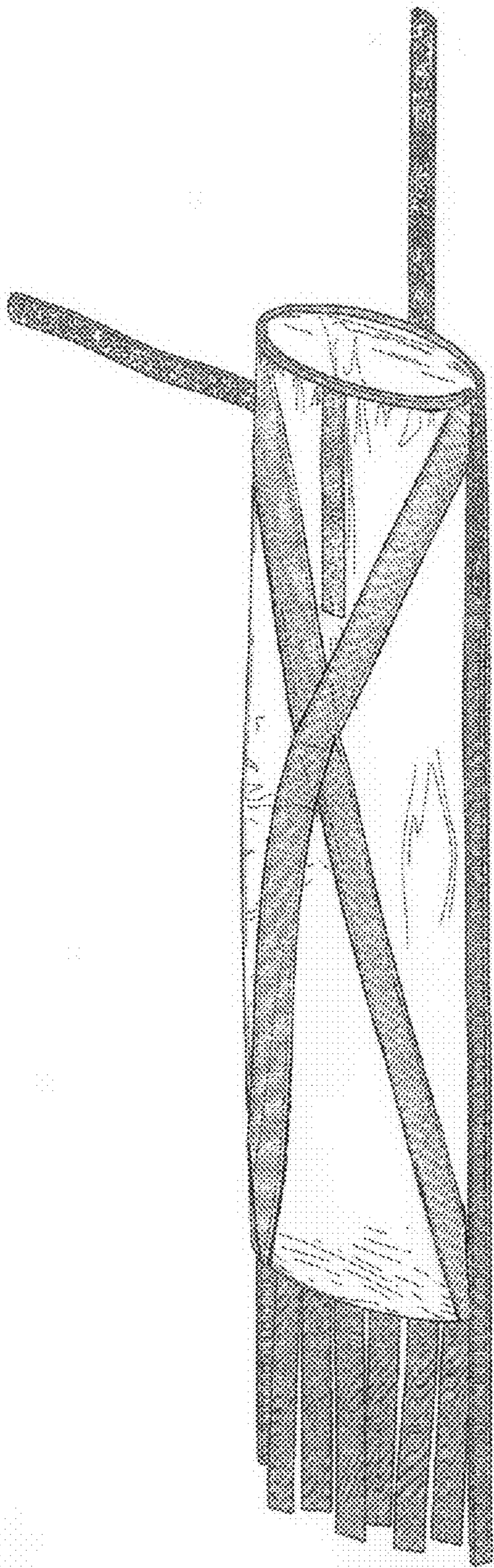


FIG. 1

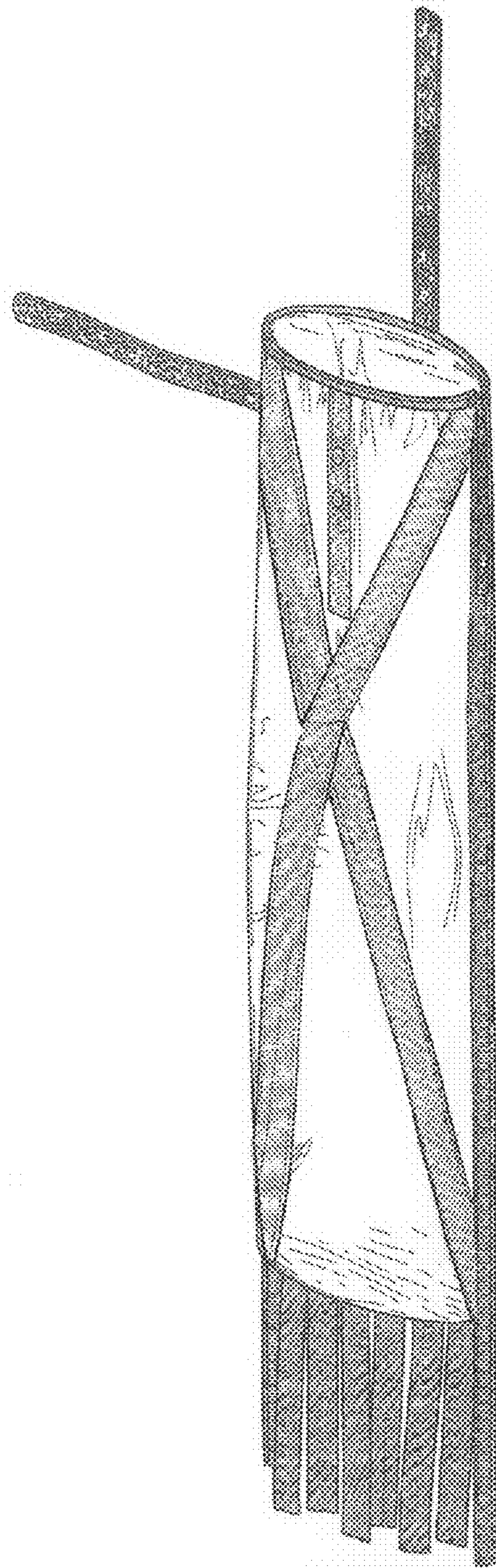


FIG. 2

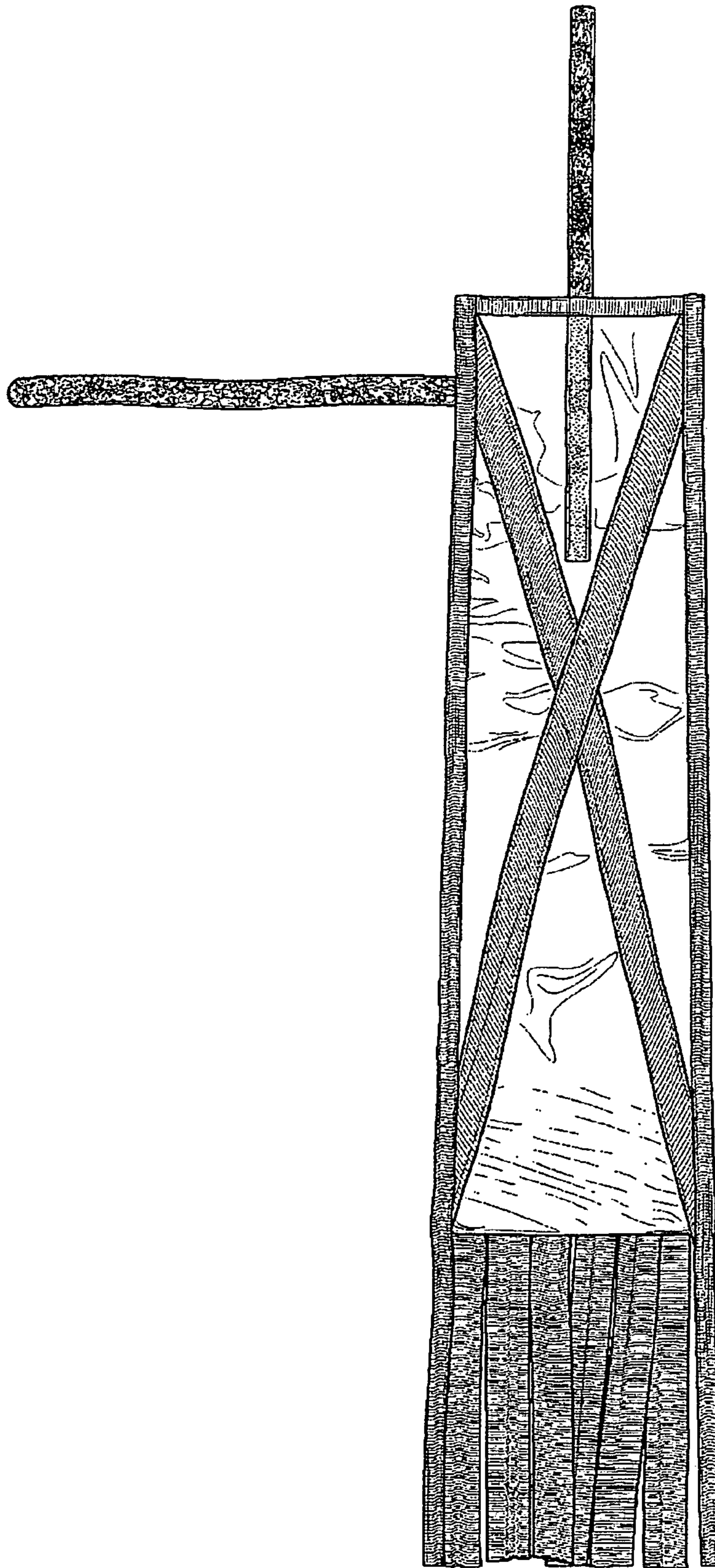


FIG. 3

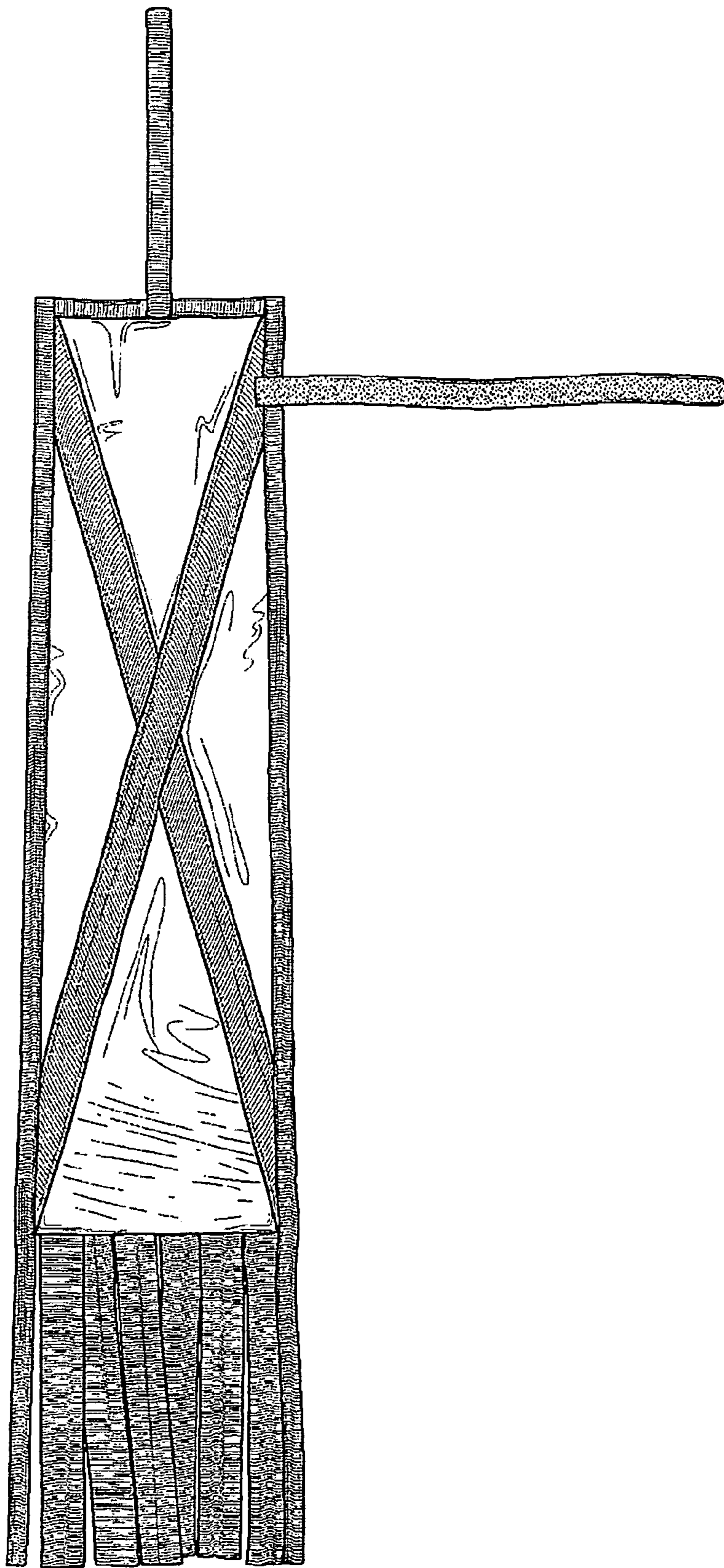


FIG. 4



FIG. 5



FIG. 6

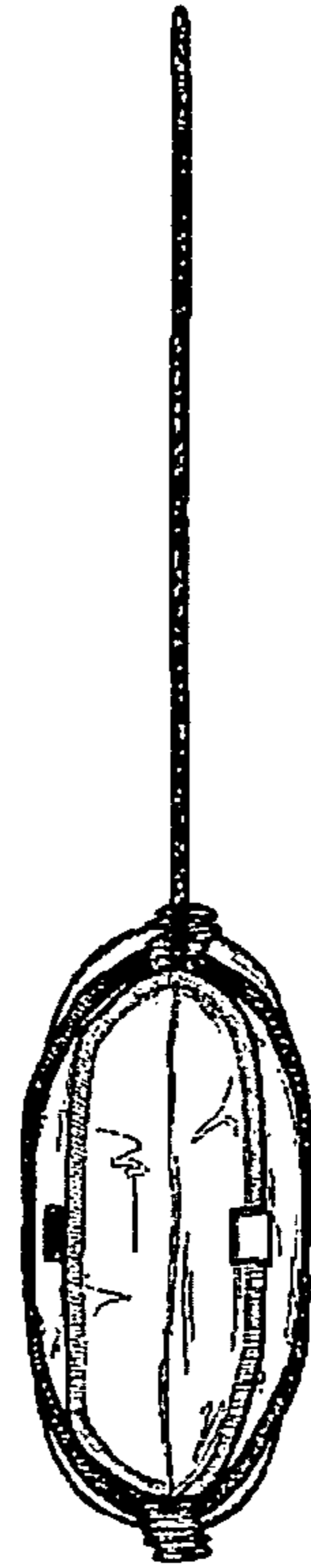


FIG. 7

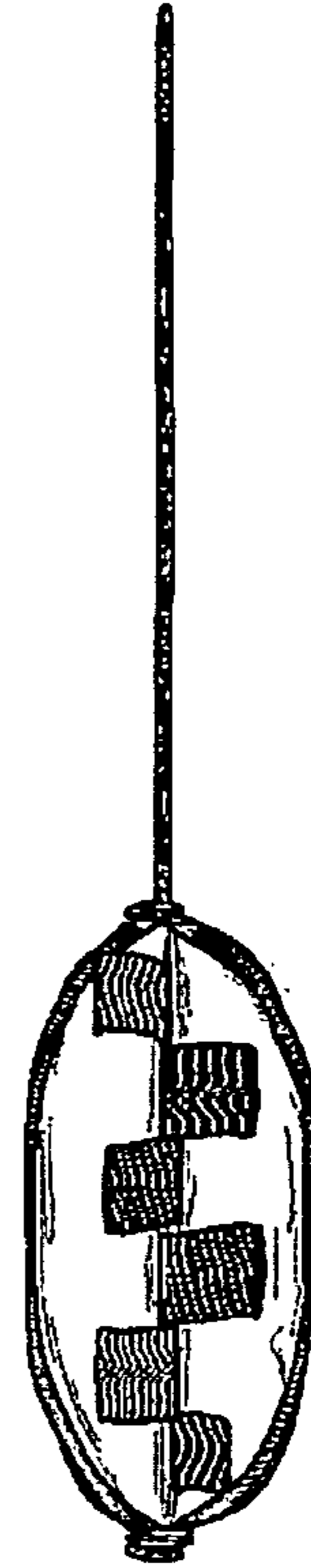


FIG. 8