



US00D599952S

(12) **United States Design Patent**
Schonbek

(10) **Patent No.:** **US D599,952 S**
(45) **Date of Patent:** **** Sep. 8, 2009**

(54) **FINIAL FOR LIGHT FIXTURE**
(75) Inventor: **Andrew Schonbek**, Plattsburgh, NY
(US)
(73) Assignee: **Schonbek Worldwide Lighting Inc.**,
Plattsburgh, NY (US)

5,222,805 A * 6/1993 Schonbek et al. 362/405
D493,654 S * 8/2004 Wilkinson D6/581
D499,837 S * 12/2004 Schonbek D26/154
D515,728 S * 2/2006 Yando D26/153
D517,240 S * 3/2006 Yando D26/142
D529,657 S * 10/2006 Yando et al. D26/144
D530,041 S * 10/2006 Yando et al. D26/154
D560,027 S 1/2008 Bayer D26/154

(**) Term: **14 Years**
(21) Appl. No.: **29/302,463**
(22) Filed: **Jan. 17, 2008**

* cited by examiner
Primary Examiner—Cathron C Brooks
Assistant Examiner—Kevin K Rudzinski
(74) *Attorney, Agent, or Firm*—Heslin Rothenberg Farley &
Mesiti P.C.

(51) **LOC (9) Cl.** **26-99**
(52) **U.S. Cl.** **D26/154**
(58) **Field of Classification Search** D26/154,
D26/86, 155, 128, 88, 144, 113, 118, 152,
D26/141, 149, 138, 68, 107, 129, 24, 25,
D26/37, 38, 45, 46, 50, 51, 60, 61, 67, 69,
D26/70, 71, 72, 73, 79, 80, 81, 83, 85, 90,
D26/91, 93, 101, 102, 104, 108, 119, 120,
D26/121, 124, 130, 135, 137, 140, 142, 145,
D26/153; D11/90, 79, 43; D3/306, 271.1,
D3/277, 309; 362/102, 202, 606, 607, 615,
362/616, 576, 577, 145, 147, 148, 151, 152,
362/153, 248, 236, 257, 268, 317, 329, 331,
362/341, 350, 351, 356, 358, 391, 395, 401,
362/403, 404, 405, 406, 407, 410, 416
See application file for complete search history.

(57) **CLAIM**

The ornamental design for a finial for light fixture, as shown
and described.

DESCRIPTION

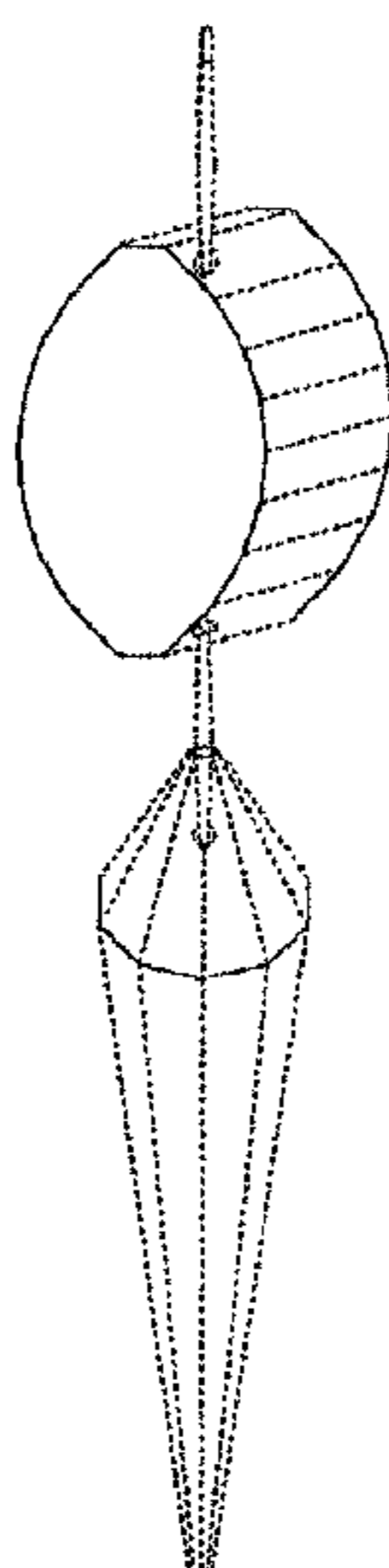
FIG. 1 is a perspective view of a first embodiment of the finial
for light fixture of the present design;
FIG. 2 is a front elevation view thereof;
FIG. 3 is a right side elevation view thereof, the left side
elevation view being a mirror image of the claimed structure;
FIG. 4 is a top plan view thereof;
FIG. 5 is a bottom plan view thereof;
FIG. 6 is a rear elevation view thereof;
FIG. 7 is a perspective view of a second embodiment of the
finial for light fixture of the present design which differs from
the first embodiment only in proportions. It is understood that
all of the other surfaces being the same as in Embodiment 1
except for the identified difference; and,
FIG. 8 is a perspective view of the first embodiment identical
to FIG. 1 except for the addition of unclaimed environmental
structure.
The broken line showing is for illustrative purposes only and
forms no part of the claimed invention.

(56) **References Cited**

U.S. PATENT DOCUMENTS

10,008 A * 9/1853 Jacobsen 36/30 R
528,241 A * 10/1894 Vedovelli 362/332
D45,668 S * 4/1914 Heller D11/90
D69,328 S * 1/1926 Krause D26/144
1,623,030 A * 3/1927 Bloch 428/28
2,085,343 A * 6/1937 Steeple 428/11
D121,211 S * 6/1940 Levin D26/154
D277,944 S * 3/1985 Andrus D11/121
D278,694 S * 5/1985 Andrus D11/117
D278,695 S * 5/1985 Andrus D11/117

1 Claim, 8 Drawing Sheets



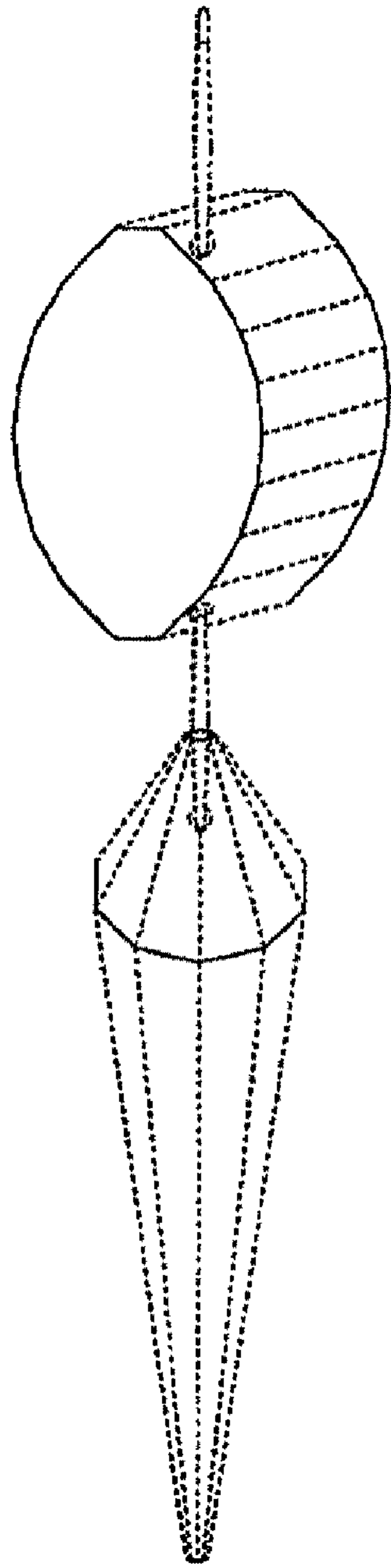


FIG. 1

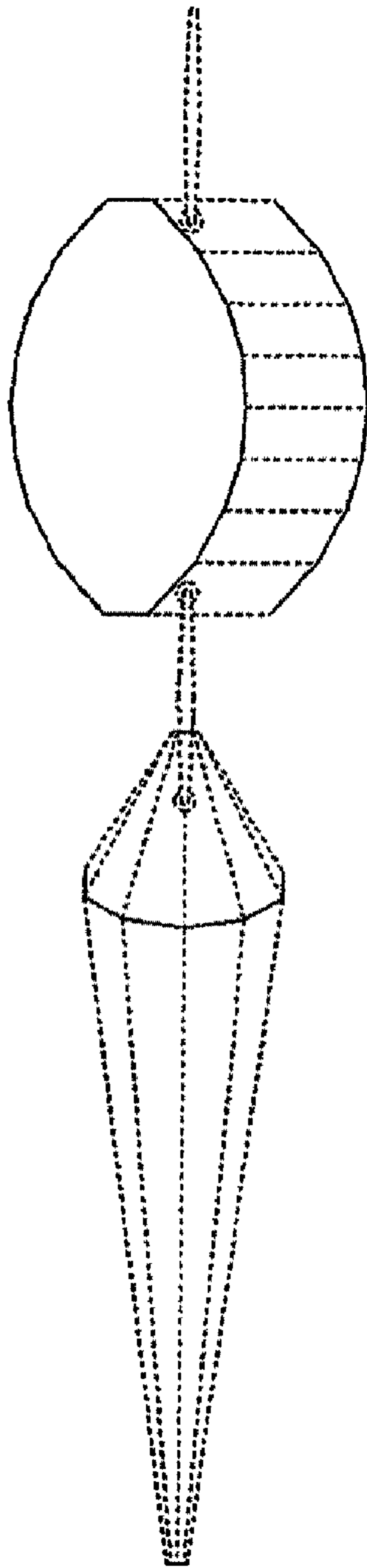


FIG. 2




FIG. 3

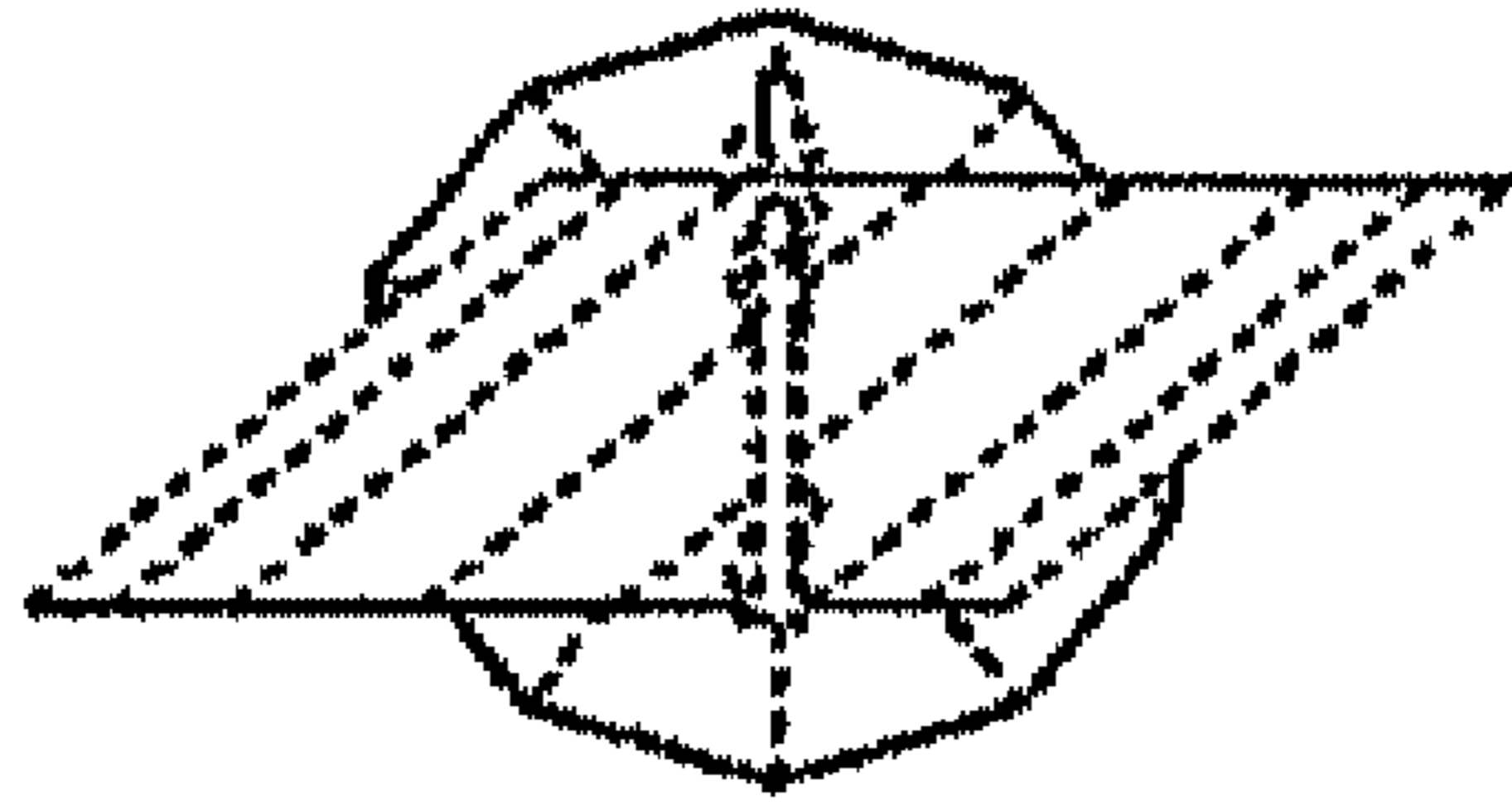


FIG. 4

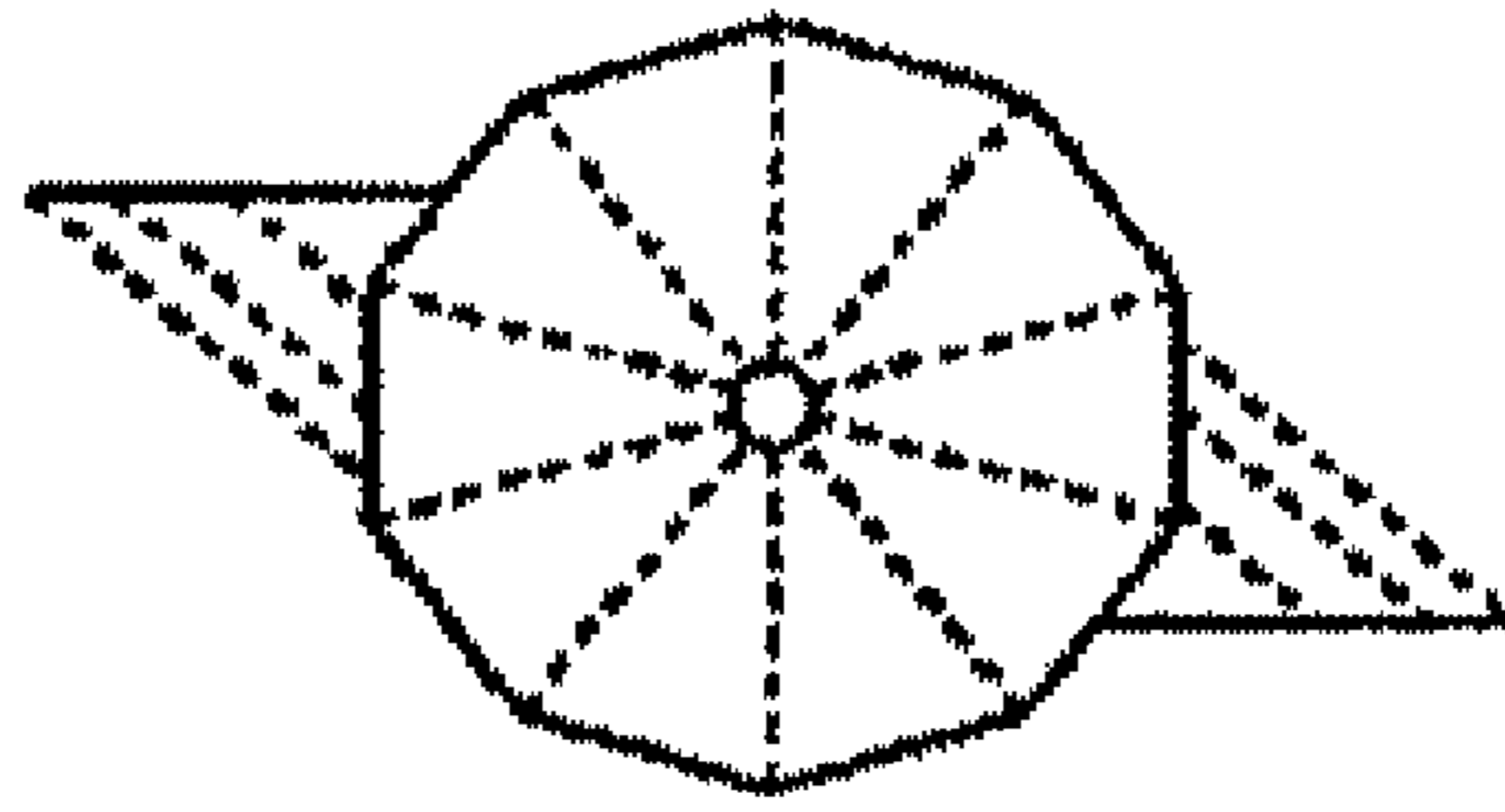


FIG. 5

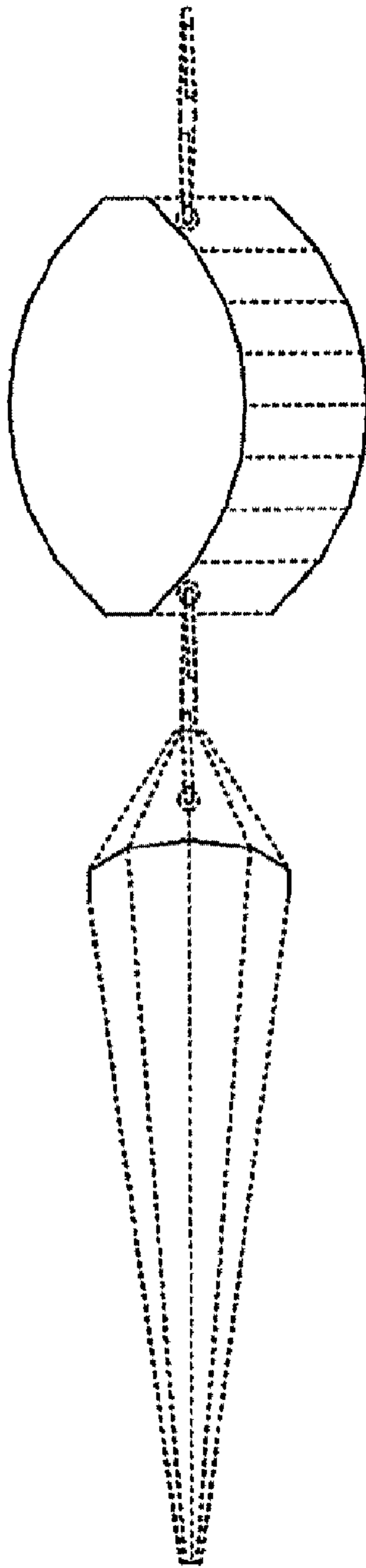


FIG. 6

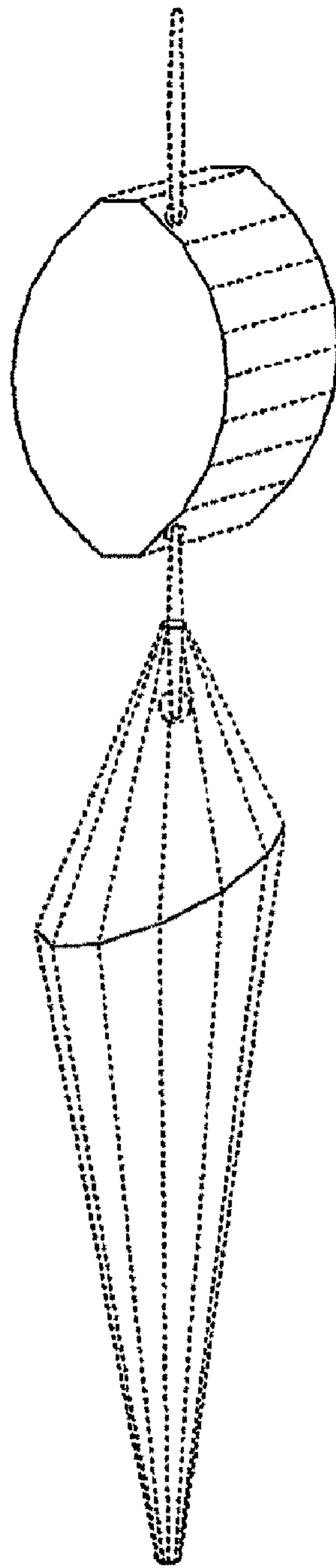


FIG. 7

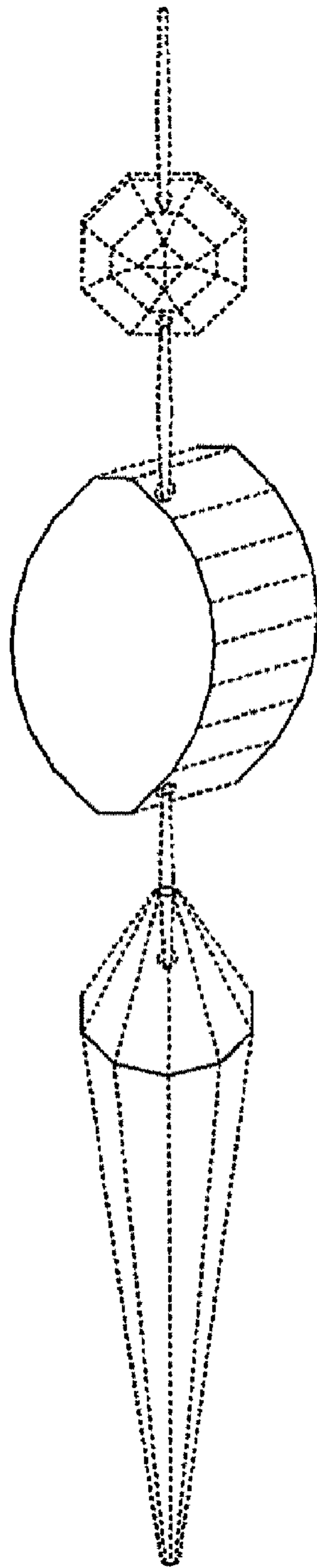


FIG. 8