US00D599950S

(12) United States Design Patent
Sabernig

(10) Patent No.: US D599,950 S
(45) Date of Patent: ** Sep. 8, 2009

(54) **LIGHT FIXTURE**

(75) Inventor: **Robert Sabernig**, Munster (AT)

(73) Assignee: **EGLO Leuchten GmbH**, Innsbruck (AT)

(**) Term: **14 Years**

(21) Appl. No.: **29/329,317**

(22) Filed: **Dec. 12, 2008**

Related U.S. Application Data

(63) Continuation-in-part of application No. 29/304,760, filed on Mar. 7, 2008.

(51) **LOC (9) Cl.** **26-99**
(52) **U.S. Cl.** **D26/136**
(58) **Field of Classification Search** 248/339; 362/101, 396, 267, 145, 147, 148, 218, 257, 362/285, 373, 441, 800; D13/179, 180; D24/201; D26/2, 36, 42, 37, 113, 119, 138, 153, 154, D26/124, 24, 26, 38, 41, 49, 50, 142, 152, D26/60, 61, 70, 72, 74, 85, 86, 93, 140, 136, D26/118, 120, 128, 129, 130, 133, 134, 135
See application file for complete search history.

(56) **References Cited**

U.S. PATENT DOCUMENTS

D45,628	S	*	4/1914	Grant et al.	D26/133
D67,927	S	*	8/1925	Kent	D26/36
D149,726	S	*	5/1948	Amstutz	D26/49
D322,862	S	*	12/1991	Miller	D26/63
D329,505	S	*	9/1992	Miller	D26/63
D330,603	S	*	10/1992	Kay	D26/67
D369,877	S	*	5/1996	Lupien	D26/64
D379,543	S	*	5/1997	Lin	D26/63
D427,696	S	*	7/2000	Scott et al.	D26/28
D448,508	S	*	9/2001	Benghozi	D26/63
D458,396	S	*	6/2002	Grove	D26/28
D521,665	S	*	5/2006	Ness	D26/28
D521,674	S	*	5/2006	Fan	D26/65
D524,975	S	*	7/2006	Oas	D26/60
7,168,821	B2	*	1/2007	Huang	362/103
2002/0067613	A1	*	6/2002	Grove	362/267

* cited by examiner

Primary Examiner—Cathron C Brooks
Assistant Examiner—Kevin K Rudzinski
(74) *Attorney, Agent, or Firm*—Baker & McKenzie LLP

(57) **CLAIM**

The ornamental design for a light fixture, as shown and described.

DESCRIPTION

FIG. **1** is a perspective view of a light fixture in accordance with my design;

FIG. **2** is a side elevation view of the light fixture in accordance with my design, all side views being identical;

FIG. **3** is a back elevation view of the light fixture in accordance with my design; and,

FIG. **4** is a front elevation view of the light fixture in accordance with my design.

1 Claim, 1 Drawing Sheet

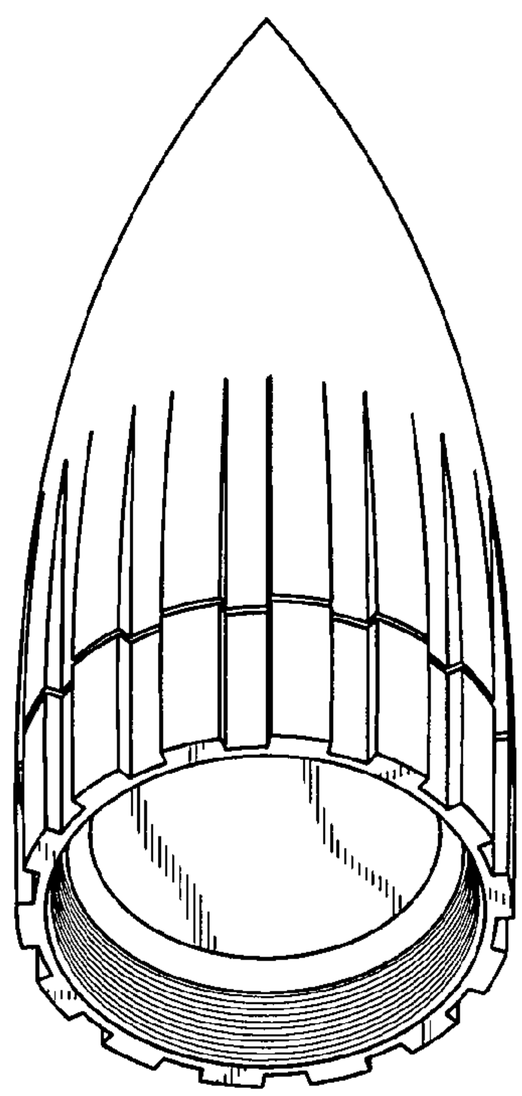

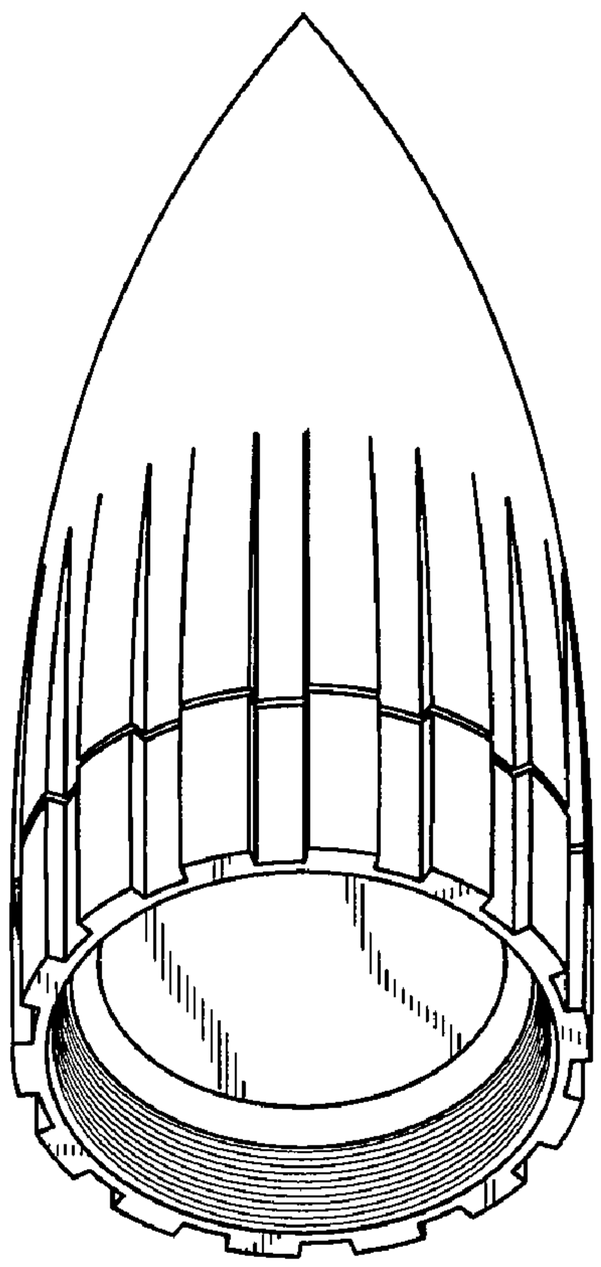

Fig.1

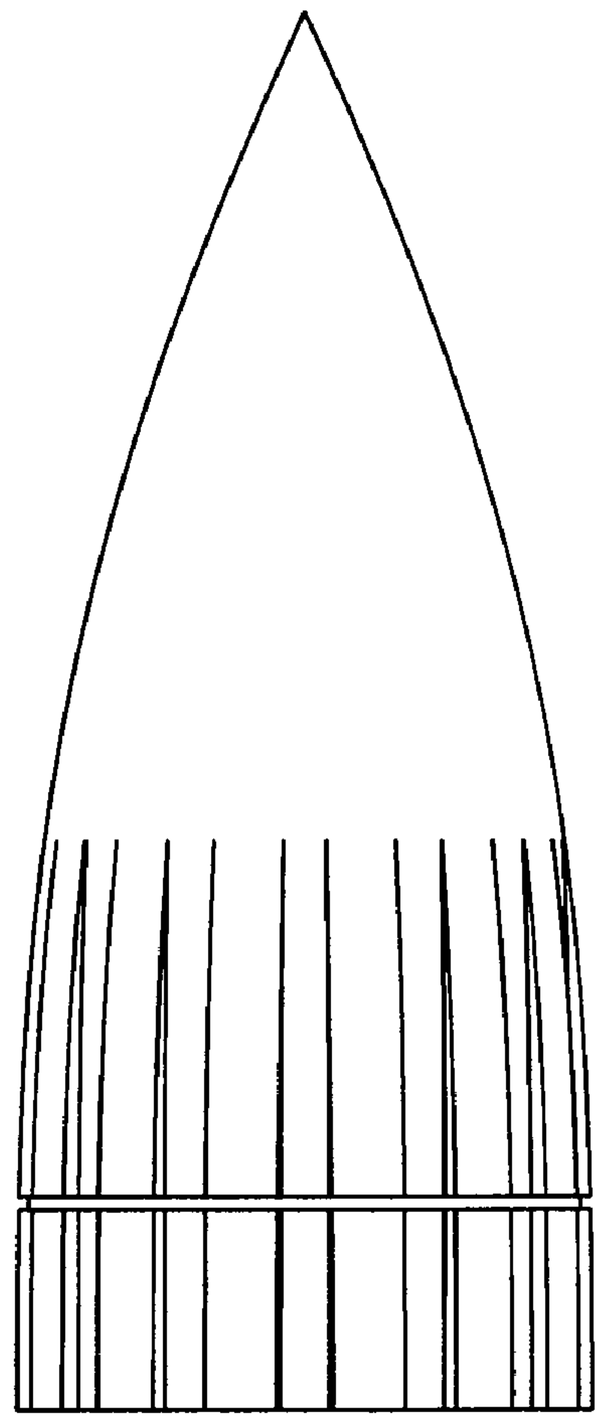

Fig.2

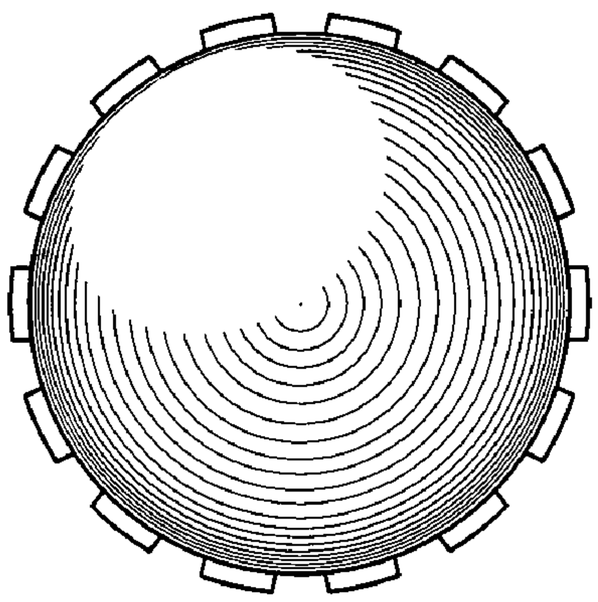

Fig.3

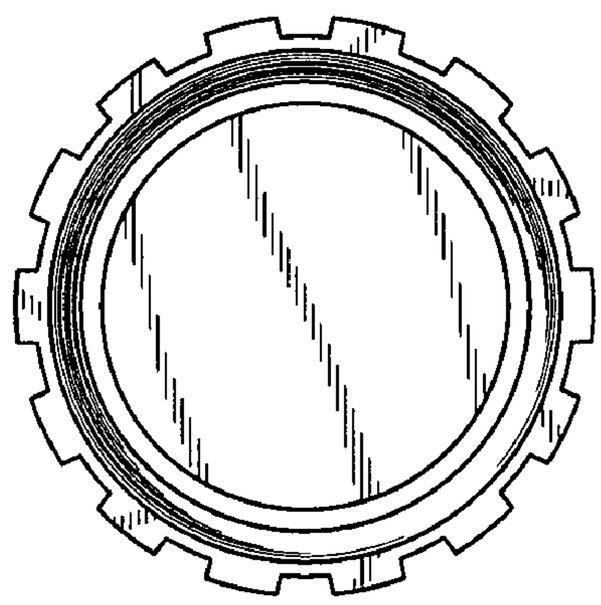

Fig.4