

US00D599919S

(12) **United States Design Patent**
Lo et al.

(10) **Patent No.:** **US D599,919 S**
(45) **Date of Patent:** **** Sep. 8, 2009**

(54) **LED** D528,672 S * 9/2006 Nagai et al. D26/1

(75) Inventors: **Chi Sum Lo**, Tsing Yi (HK); **Gordon Lai Wah Ho**, New Territories (HK); **Yuk Fai Wong**, New Territories (HK)

* cited by examiner

(73) Assignee: **Koninklijke Philips Electronics N.V.**, Eindhoven (NL)

Primary Examiner—Marcus A. Jackson

(**) Term: **14 Years**

(57) **CLAIM**

(21) Appl. No.: **29/298,700**

The ornamental design for a LED, as shown.

(22) Filed: **Dec. 11, 2007**

DESCRIPTION

(30) **Foreign Application Priority Data**

Jun. 27, 2007 (EM) 000747696

FIG. 1 is a perspective view showing my design;

(51) **LOC (9) Cl.** **26-04**

FIG. 2 is a front elevational view thereof;

(52) **U.S. Cl.** **D26/1**

FIG. 3 is a rear elevational view thereof;

(58) **Field of Classification Search** D26/1-4;

FIG. 4 is a right side elevational view thereof;

340/521, 540-541, 545, 555, 571-573

FIG. 5 is a left side elevational view thereof;

See application file for complete search history.

FIG. 6 is a top plan view thereof; and,


(56) **References Cited**

FIG. 7 is a bottom plan view thereof.

U.S. PATENT DOCUMENTS

D482,142 S * 11/2003 Honda et al. D26/2

1 Claim, 3 Drawing Sheets






FIG. 1




FIG. 2




FIG. 3




FIG. 4




FIG. 5




FIG. 6




FIG. 7