

US00D599916S

(12) **United States Design Patent**
Polston

(10) **Patent No.:** **US D599,916 S**

(45) **Date of Patent:** **** Sep. 8, 2009**

(54) **INSIDE CORNER BUILDING TRIM**

D529,633 S * 10/2006 Zarb D25/136
7,118,791 B2 * 10/2006 Martel 428/40.1
D583,488 S * 12/2008 Muehlebach D25/136

(75) Inventor: **Scott Polston**, Houston, TX (US)

(73) Assignee: **Ross Manufacturing, LLC**, New Brownfels, TX (US)

(**) Term: **14 Years**

(21) Appl. No.: **29/326,946**

(22) Filed: **Oct. 28, 2008**

(51) **LOC (9) Cl.** **25-01**

(52) **U.S. Cl.** **D25/136**

(58) **Field of Classification Search** D25/136,
D25/102, 55, 58, 121, 199; D8/400, 402-403,
D8/499; 52/287.1, 272-273, 275; D6/491-492,
D6/495; 428/40.1, 42.1, 83, 121, 174, 192,
428/194; 403/231

See application file for complete search history.

(56) **References Cited**

U.S. PATENT DOCUMENTS

4,196,553 A	4/1980	Veach	
4,706,426 A	11/1987	Rumsey	
5,203,640 A	4/1993	Pourtau	
5,551,201 A	9/1996	Anderson	
5,813,179 A	9/1998	Koenig, Jr. et al.	
5,960,598 A	10/1999	Tamlyn	
D457,972 S *	5/2002	Harel D25/121
D489,832 S *	5/2004	Koenig et al. D25/136

* cited by examiner

Primary Examiner—Catherine R Oliver

(74) *Attorney, Agent, or Firm*—Eric Karich

(57) **CLAIM**

The ornamental design for an “inside corner building trim,” as shown and described.

DESCRIPTION

FIG. 1 is a front perspective view of an inside corner building trim installed on a wall being constructed, showing my new design;

FIG. 2 is a rear perspective view of the inside corner building trim

FIG. 3 is a front elevational view thereof;

FIG. 4 is a rear elevational view thereof;

FIG. 5 is a left side elevational view thereof

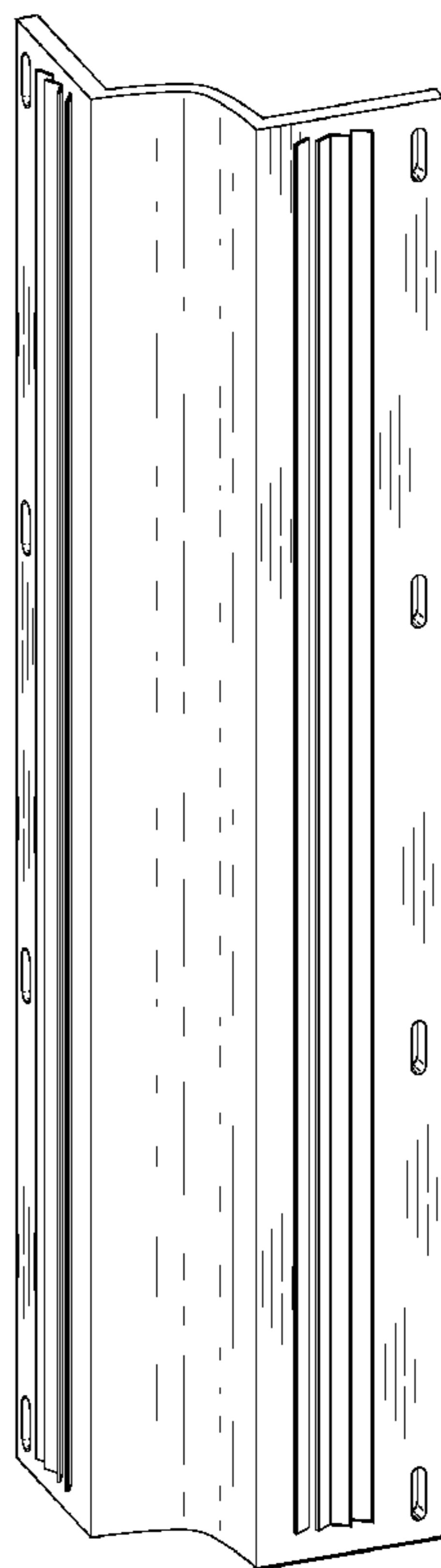
FIG. 6 is a right side elevational view thereof;

FIG. 7 is a top plan view thereof; and,

FIG. 8 is a bottom plan view thereof.

The broken line showing of the wall is for illustrative purposes only and forms no part of the claimed design.

1 Claim, 4 Drawing Sheets



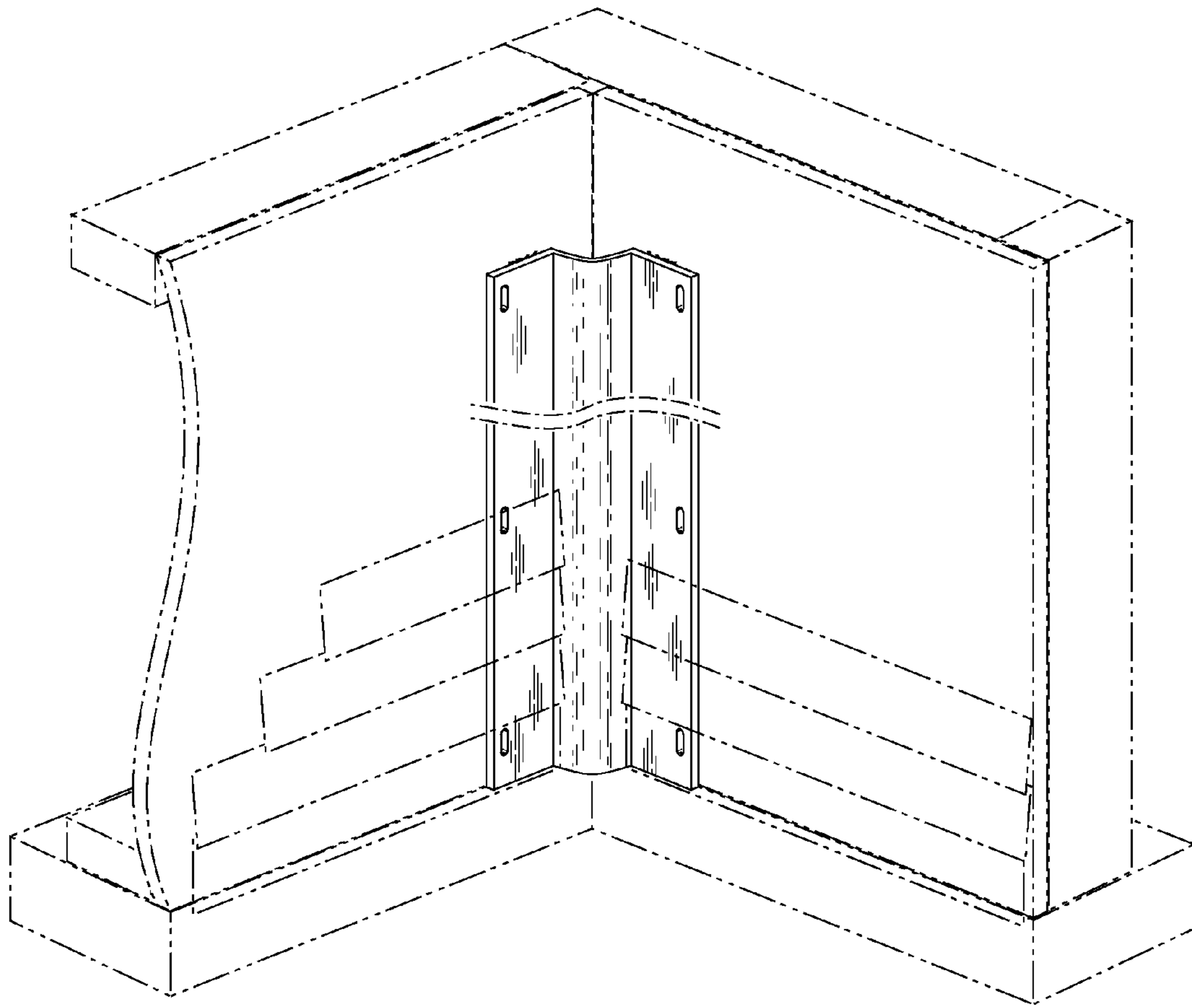


Fig. 1

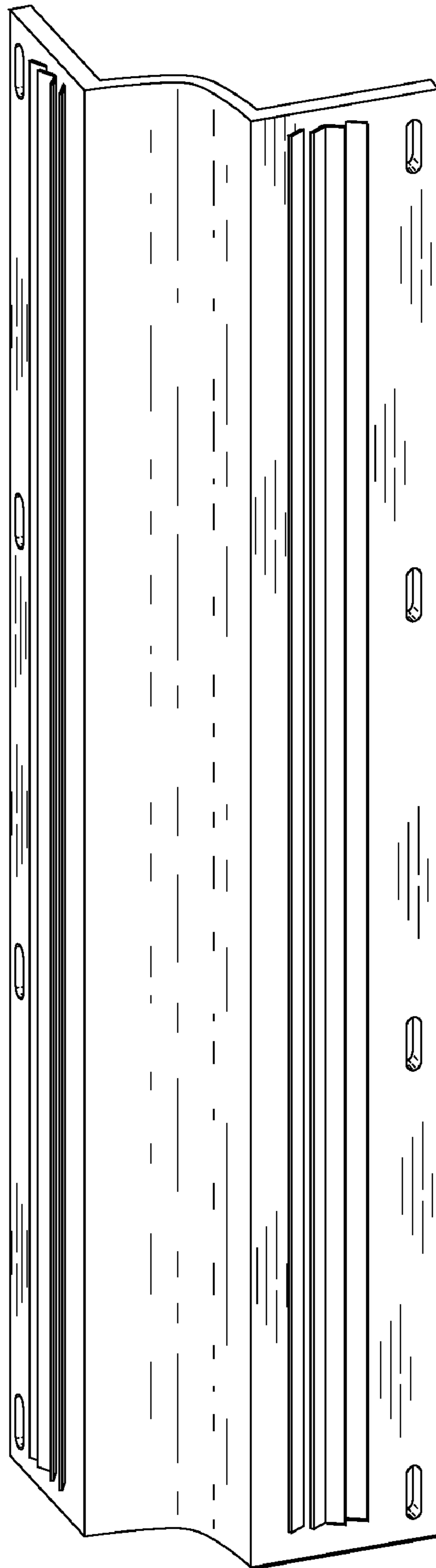


Fig. 2

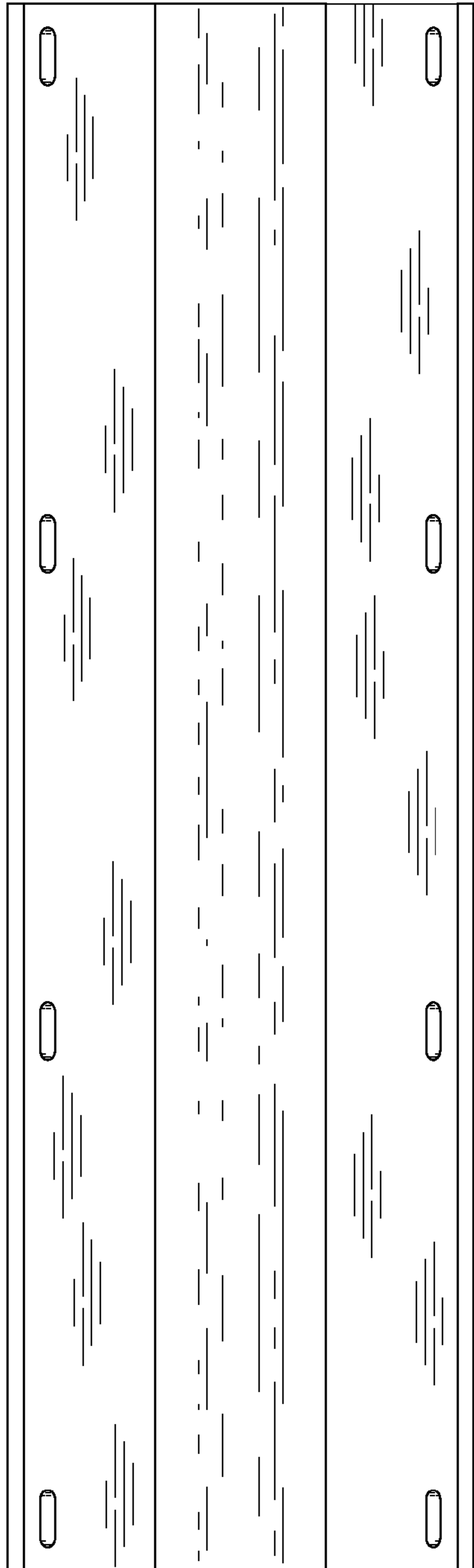


Fig. 3

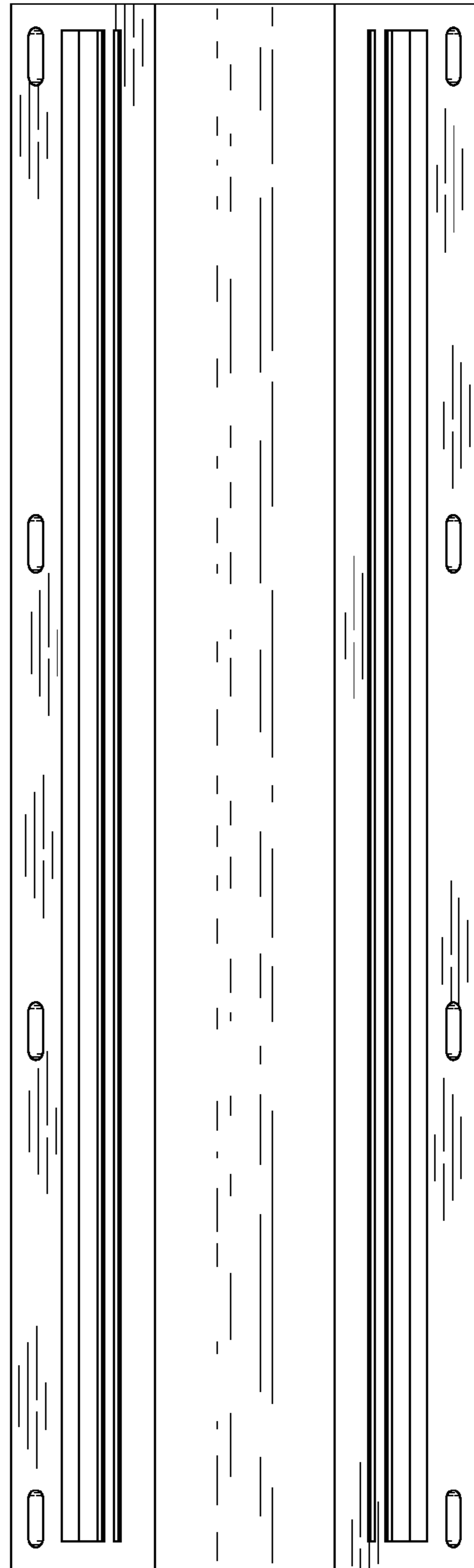


Fig. 4




Fig. 5




Fig. 6



Fig. 7

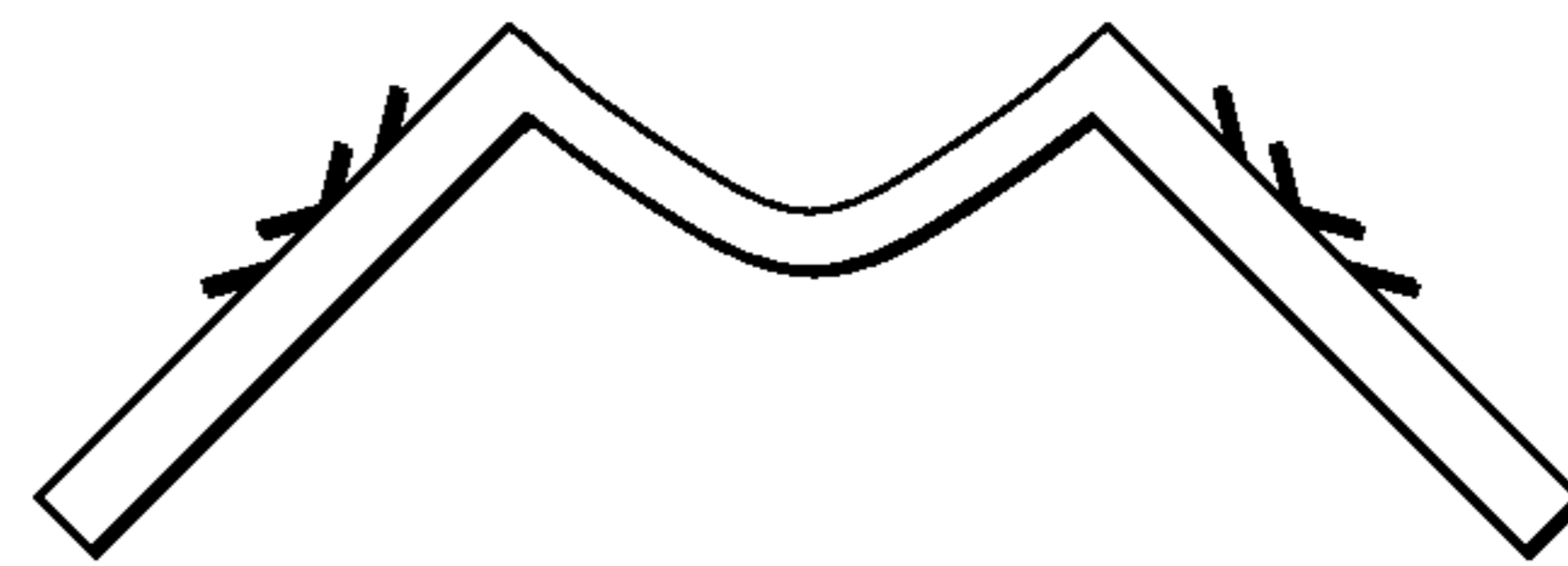


Fig. 8