



US00D599907S

(12) **United States Design Patent**  
**Mulvey et al.**

(10) **Patent No.:** **US D599,907 S**

(45) **Date of Patent:** **\*\* Sep. 8, 2009**

(54) **IN-EAR COUPLING TIP**

(75) Inventors: **David B. Mulvey**, San Diego, CA (US);  
**Stephen D. Gilder**, Chula Vista, CA  
(US)

(73) Assignee: **Sperian Hearing Protection, LLC**, San  
Diego, CA (US)

(\*\*) Term: **14 Years**

(21) Appl. No.: **29/293,181**

(22) Filed: **Nov. 8, 2007**

(51) **LOC (9) Cl.** ..... **24-99**

(52) **U.S. Cl.** ..... **D24/174**

(58) **Field of Classification Search** ..... D24/173-175,  
D24/106, 182; D14/205, 217, 218, 223,  
D14/224, 249; 381/23.1, 312, 322, 323,  
381/324, 328, 330, 380, 381; 181/129, 130,  
181/134, 135, 137

See application file for complete search history.

(56) **References Cited**

**U.S. PATENT DOCUMENTS**

D267,429 S \* 12/1982 Harada ..... D24/174  
4,375,016 A \* 2/1983 Harada ..... 181/135  
D340,286 S \* 10/1993 Seo ..... D24/174  
D355,702 S \* 2/1995 Johnson ..... D23/209  
D368,309 S \* 3/1996 Narisawa ..... D24/106

D431,294 S \* 9/2000 Barnard et al. .... D24/174  
D518,179 S \* 3/2006 Holmes ..... D24/174  
D524,938 S \* 7/2006 Schreiber ..... D24/174  
D556,326 S \* 11/2007 Espersen ..... D24/174  
2007/0127757 A2\* 6/2007 Darbut et al. .... 381/330  
2008/0144870 A1\* 6/2008 Oliveira et al. .... 381/324

\* cited by examiner

*Primary Examiner*—T. Chase Nelson

*Assistant Examiner*—Anhdao Doan

(74) *Attorney, Agent, or Firm*—Leon D. Rôsen

(57) **CLAIM**

The ornamental design for in-ear coupling tip, as shown and described.

**DESCRIPTION**

FIG. 1 is a front and top isometric view of an in-ear coupling tip of the invention;

FIG. 2 is a front elevation view thereof;

FIG. 3 is a rear elevation view thereof;

FIG. 4 is a right side view thereof, the left side view being a mirror image thereof;

FIG. 5 is a top plan view thereof; and,

FIG. 6 is a bottom plan view thereof.

The broken line showing of the two circles in FIG. 6 represents an unclaimed portion of the in-ear coupling tip.

**1 Claim, 1 Drawing Sheet**

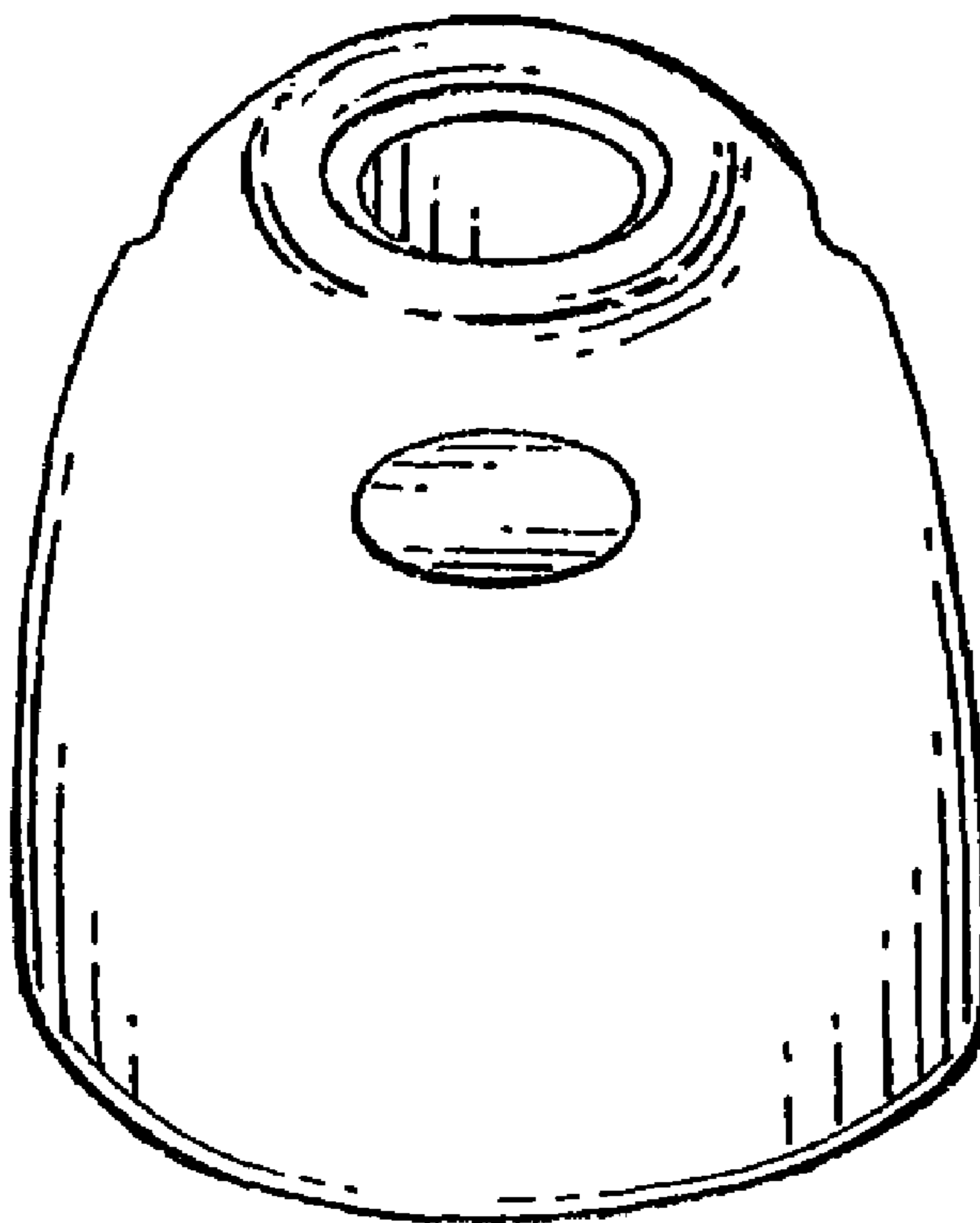


FIG. 1

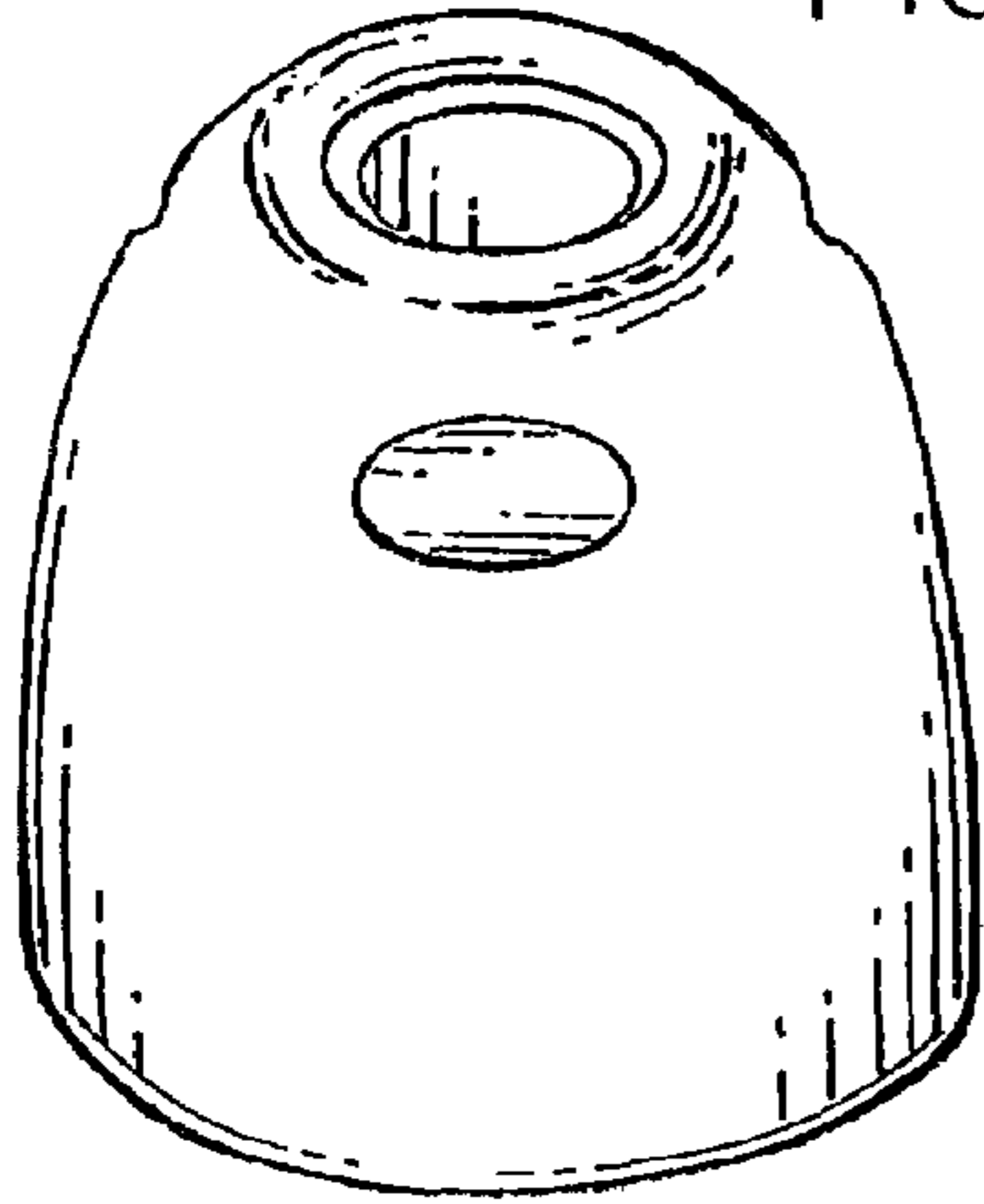


FIG. 2

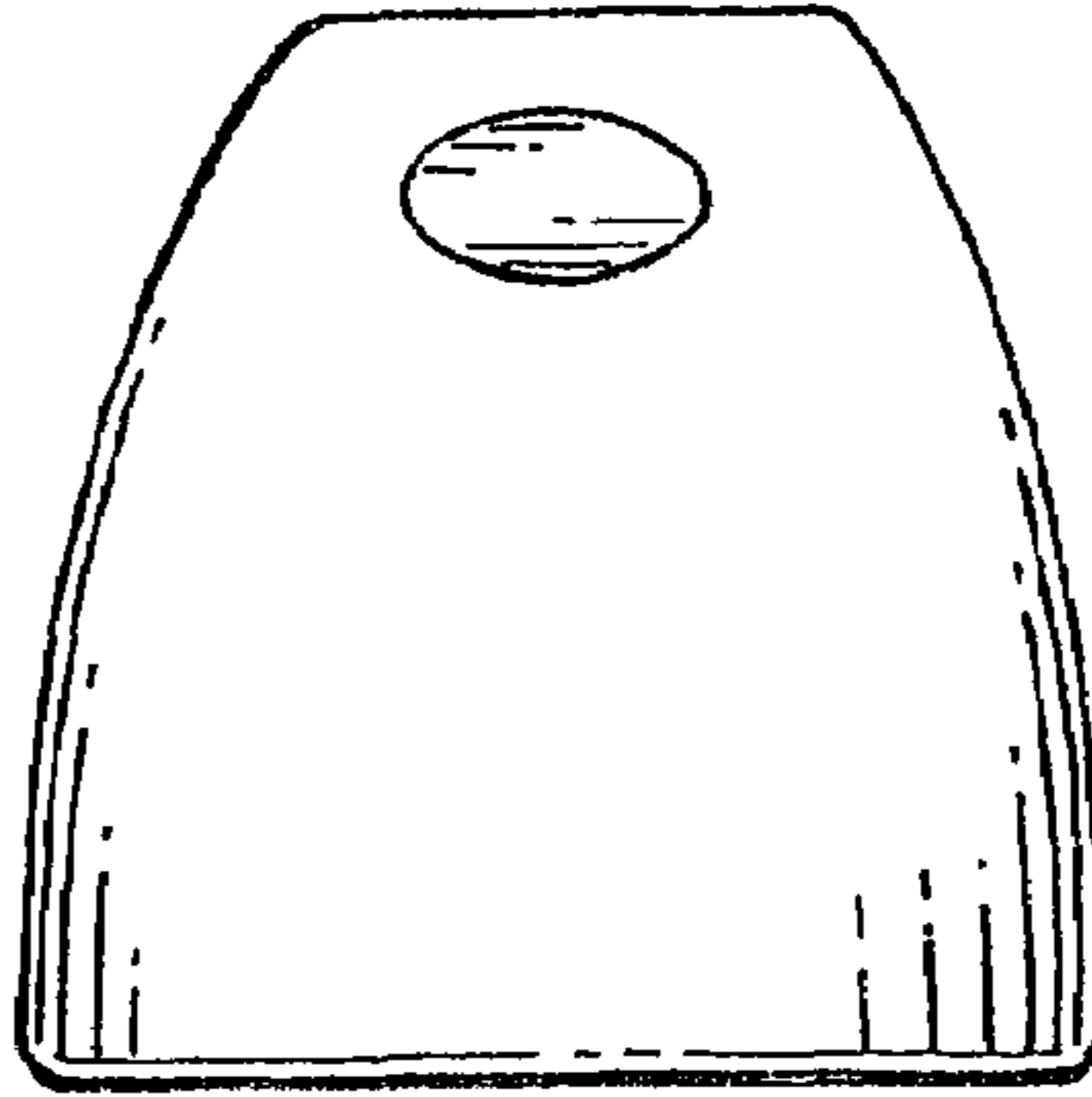


FIG. 3




FIG. 4

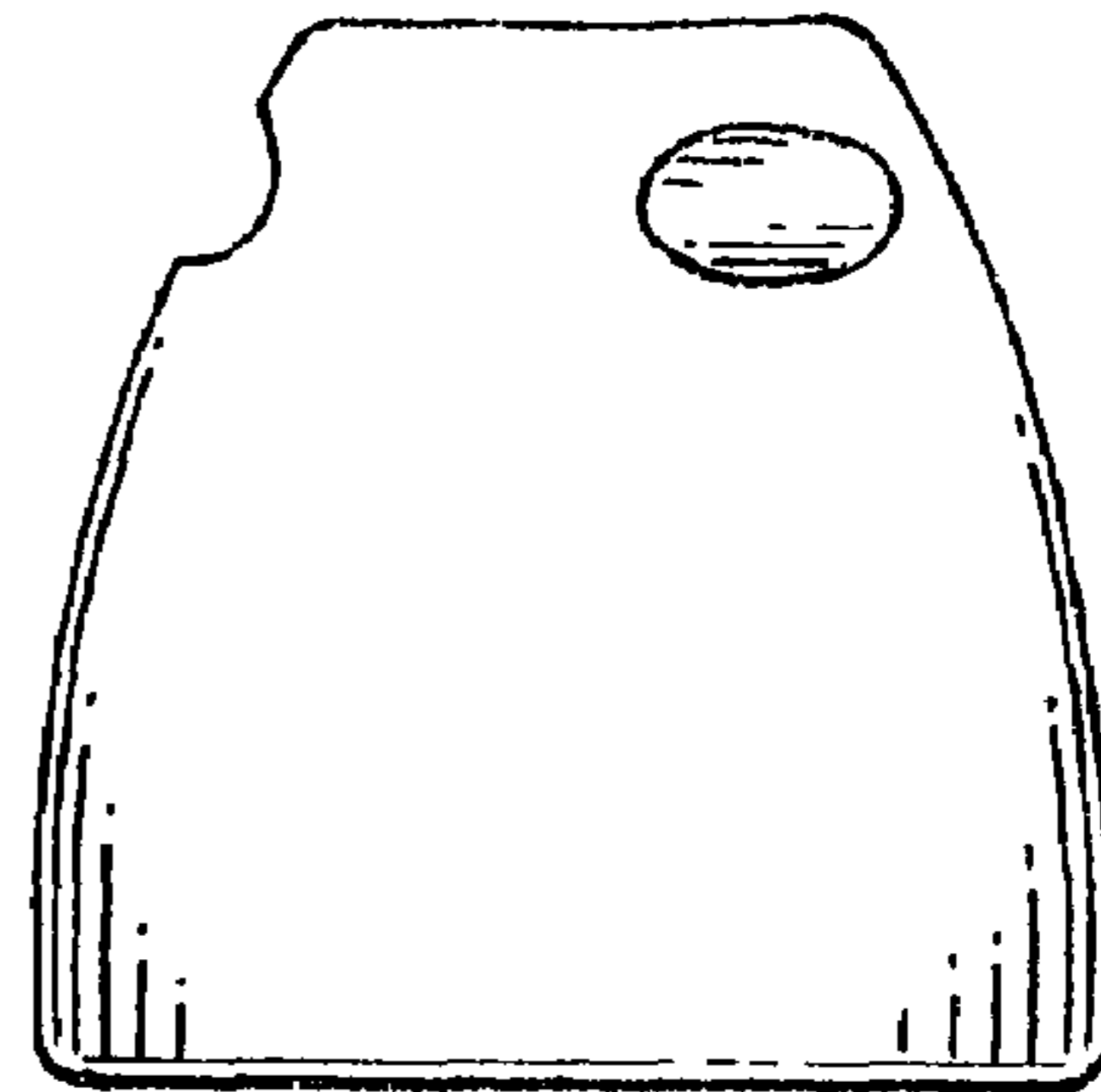


FIG. 5

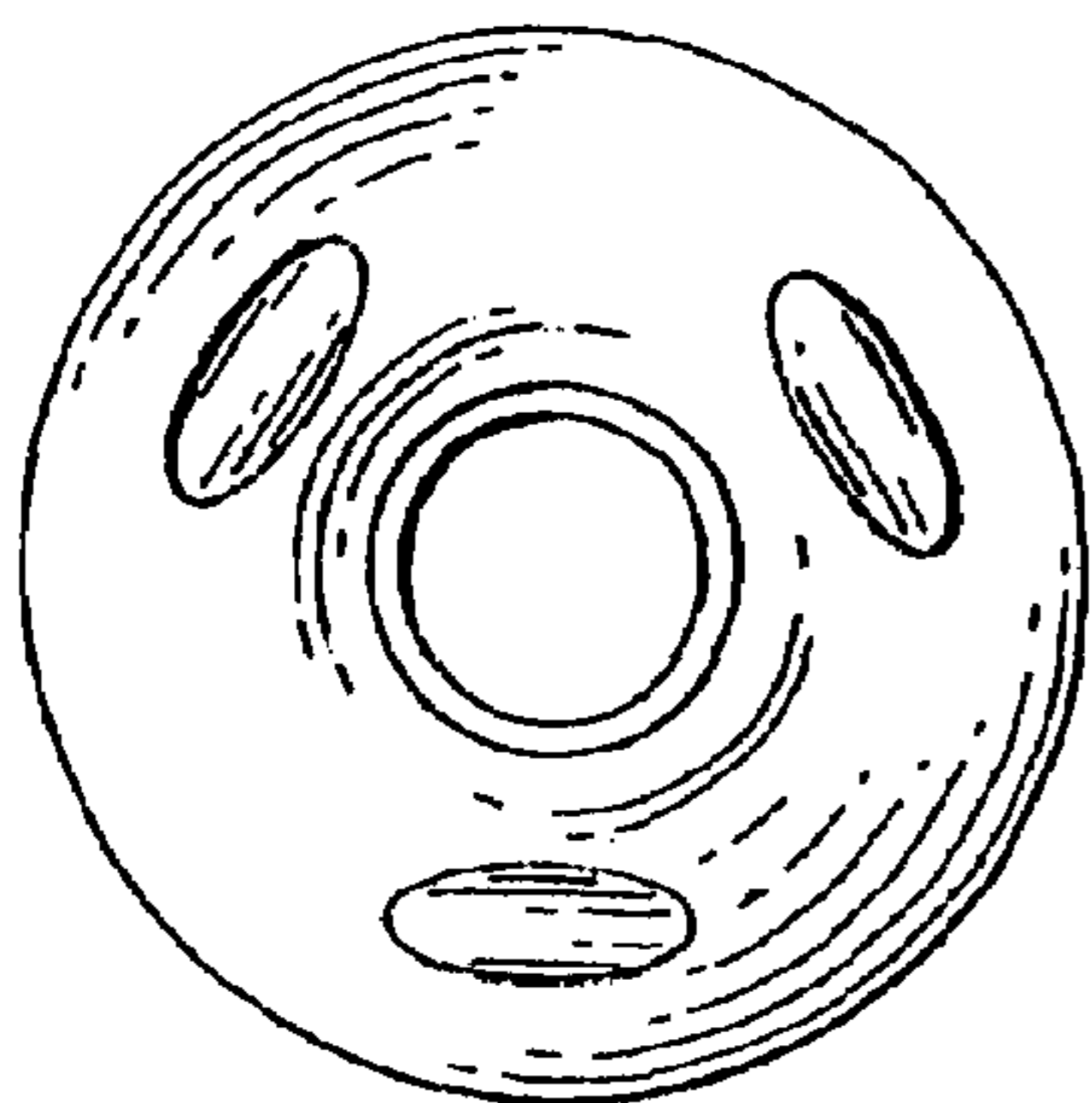


FIG. 6

