



US00D599906S

(12) **United States Design Patent**
Petersen

(10) **Patent No.:** **US D599,906 S**

(45) **Date of Patent:** **** Sep. 8, 2009**

(54) **SURGICAL DRILL**

(75) Inventor: **David A. Petersen**, Clearwater, FL (US)

(73) Assignee: **Orthopedic Development Corporation**,
Clearwater, FL (US)

(**) Term: **14 Years**

(21) Appl. No.: **29/333,723**

(22) Filed: **Mar. 13, 2009**

(51) **LOC (9) Cl.** **24-02**

(52) **U.S. Cl.** **D24/146**

(58) **Field of Classification Search** D24/133,
D24/135, 140, 146, 147, 149, 155, 171; D15/138,
D15/139; 606/53, 60, 80, 96, 105, 914, 915,
606/916; 408/56, 57, 211, 214, 220, 225,
408/226, 227

See application file for complete search history.

(56) **References Cited**

U.S. PATENT DOCUMENTS

3,359,837	A *	12/1967	Andreasson	408/230
D257,511	S	11/1980	Zahn		
4,830,000	A	5/1989	Shutt		
5,035,551	A *	7/1991	Neumann	408/224
D345,794	S	4/1994	Hood		
D347,848	S *	6/1994	Maynard, Jr.	D15/139
5,326,196	A *	7/1994	Noll	408/56
D419,575	S *	1/2000	Kouvelis	D15/139
D430,584	S *	9/2000	Kouvelis	D15/139

6,197,031	B1	3/2001	Barrette		
D573,165	S *	7/2008	Grundvig	D15/139
2001/0010002	A1	7/2001	Michelson		
2006/0015112	A1	1/2006	McGovern		
2006/0099041	A1 *	5/2006	Mugeli	408/226
2006/0121410	A1	6/2006	Aravena		
2007/0293867	A1	12/2007	Anitua		
2009/0062797	A1	3/2009	Huebner		

OTHER PUBLICATIONS

Zimmer, Prosthetic Implants, Manual Instruments & Specialty Orthopaedics Products, 1991, A158, A242, A245 and A269.*

* cited by examiner

Primary Examiner—Ian Simmons

Assistant Examiner—Christopher Lee

(74) *Attorney, Agent, or Firm*—Don J. Pelto, Esquire;
Sheppard Mullin Richter & Hampton

(57) **CLAIM**

The ornamental design for a surgical drill, as shown and described.

DESCRIPTION

FIG. 1 is a perspective view of a surgical drill showing my new design;

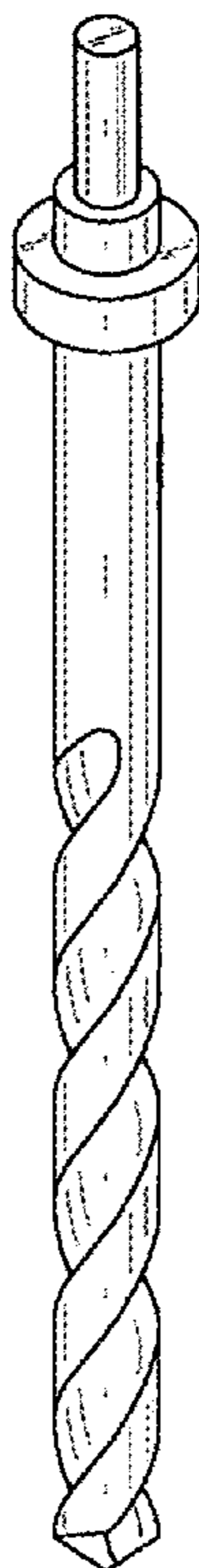
FIG. 2 is side view thereof;

FIG. 3 is a side view of FIG. 2 rotated 180 degrees;

FIG. 4 is a top view thereof; and,

FIG. 5 is a bottom view thereof.

1 Claim, 3 Drawing Sheets



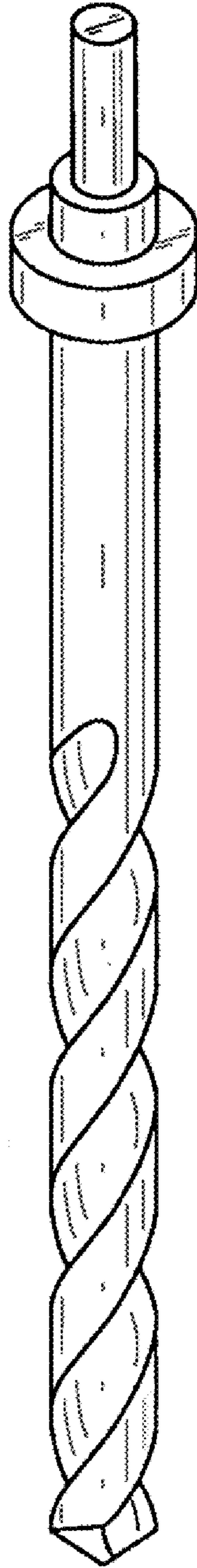


FIG. 1

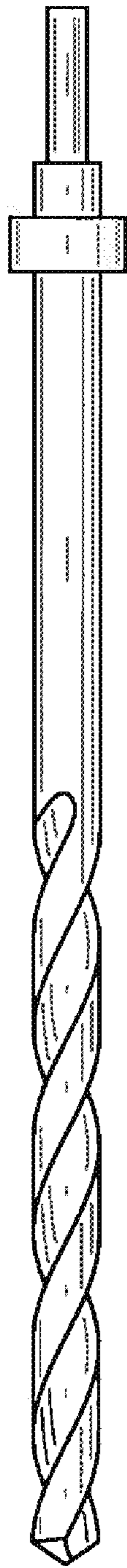


FIG. 2




FIG. 3

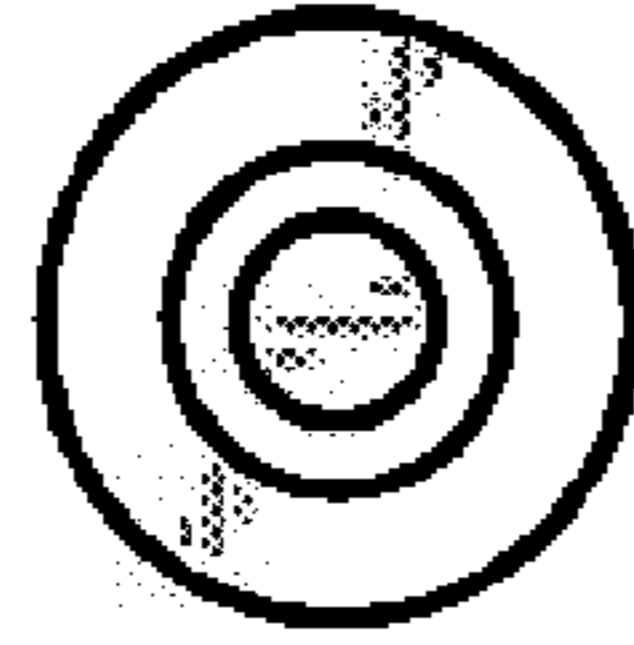


FIG. 4

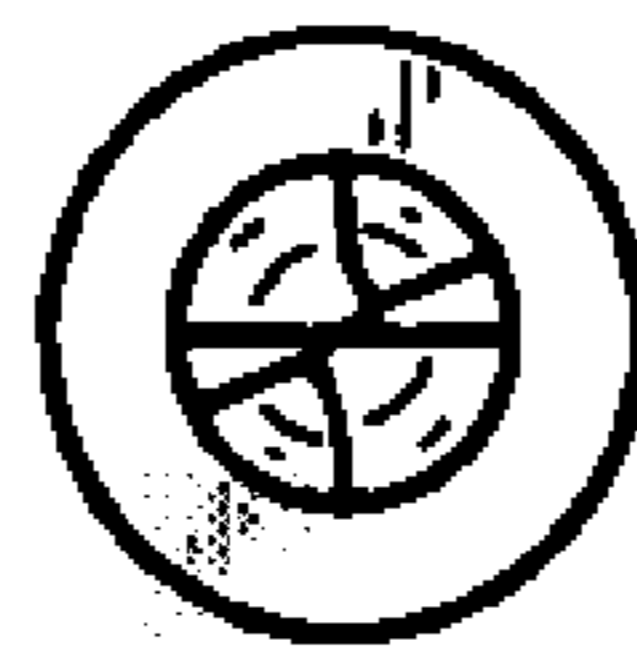


FIG. 5