



US00D599903S

(12) **United States Design Patent**  
**Waller**

(10) **Patent No.:** **US D599,903 S**

(45) **Date of Patent:** **\*\* Sep. 8, 2009**

(54) **BEDSIDE URINAL**

(76) **Inventor:** **Larry Waller**, 2909 Embassy Row,  
Flossmoor, IL (US) 80422

(\*\*) **Term:** **14 Years**

(21) **Appl. No.:** **29/312,080**

(22) **Filed:** **Sep. 29, 2008**

(51) **LOC (9) Cl.** ..... **24-04**

(52) **U.S. Cl.** ..... **D24/122**

(58) **Field of Classification Search** ..... D24/122,  
D24/123, 121, 224; D23/274, 302, 395,  
D23/309, 200; 4/144.1-144.4, 459, 460;  
604/317, 318, 334; 600/573; D7/700; 141/297,  
141/289, 199, 331; 405/33; 473/485; D8/1  
See application file for complete search history.

(56) **References Cited**

**U.S. PATENT DOCUMENTS**

591,894	A *	10/1897	Spraine	.....	141/298
760,069	A *	5/1904	Hunter	.....	141/297
1,378,729	A *	5/1921	Shimadzu	.....	141/199
1,810,822	A *	6/1931	Erickson	.....	141/297
4,117,845	A	10/1978	Brown		
4,121,306	A	10/1978	Bringman et al.		
4,225,269	A *	9/1980	Matsui	.....	405/33
4,338,983	A *	7/1982	Hatcher	.....	141/331
4,359,786	A	11/1982	Rosberg et al.		
4,850,403	A *	7/1989	Wiese	.....	141/331
5,004,024	A *	4/1991	Rezmer et al.	.....	141/331
5,301,939	A *	4/1994	Ellsworth	.....	473/485
5,389,253	A *	2/1995	Cicconi	.....	141/331
D357,979	S	5/1995	Evans et al.		
D364,540	S *	11/1995	Wasyln	.....	D7/700

5,551,097	A	9/1996	Short		
6,026,519	A	2/2000	Kaluza		
D457,399	S *	5/2002	Jaggernaut	.....	D8/1
D560,105	S *	1/2008	McKenzie	.....	D7/700
2003/0140409	A1	7/2003	Johnson		

\* cited by examiner

*Primary Examiner*—T. Chase Nelson

*Assistant Examiner*—David G Muller

(74) *Attorney, Agent, or Firm*—McCracken & Frank LLP

(57) **CLAIM**

The ornamental design for a bedside urinal, as shown and described.

**DESCRIPTION**

FIG. 1 is an isometric view of an ornamental design for a bedside urinal;

FIG. 2 is an elevational view of a first side of an ornamental design for a bedside urinal;

FIG. 3 is an elevational view of a second side of the bedside urinal of FIG. 1;

FIG. 4 is a front elevational view of the bedside urinal of FIG. 1;

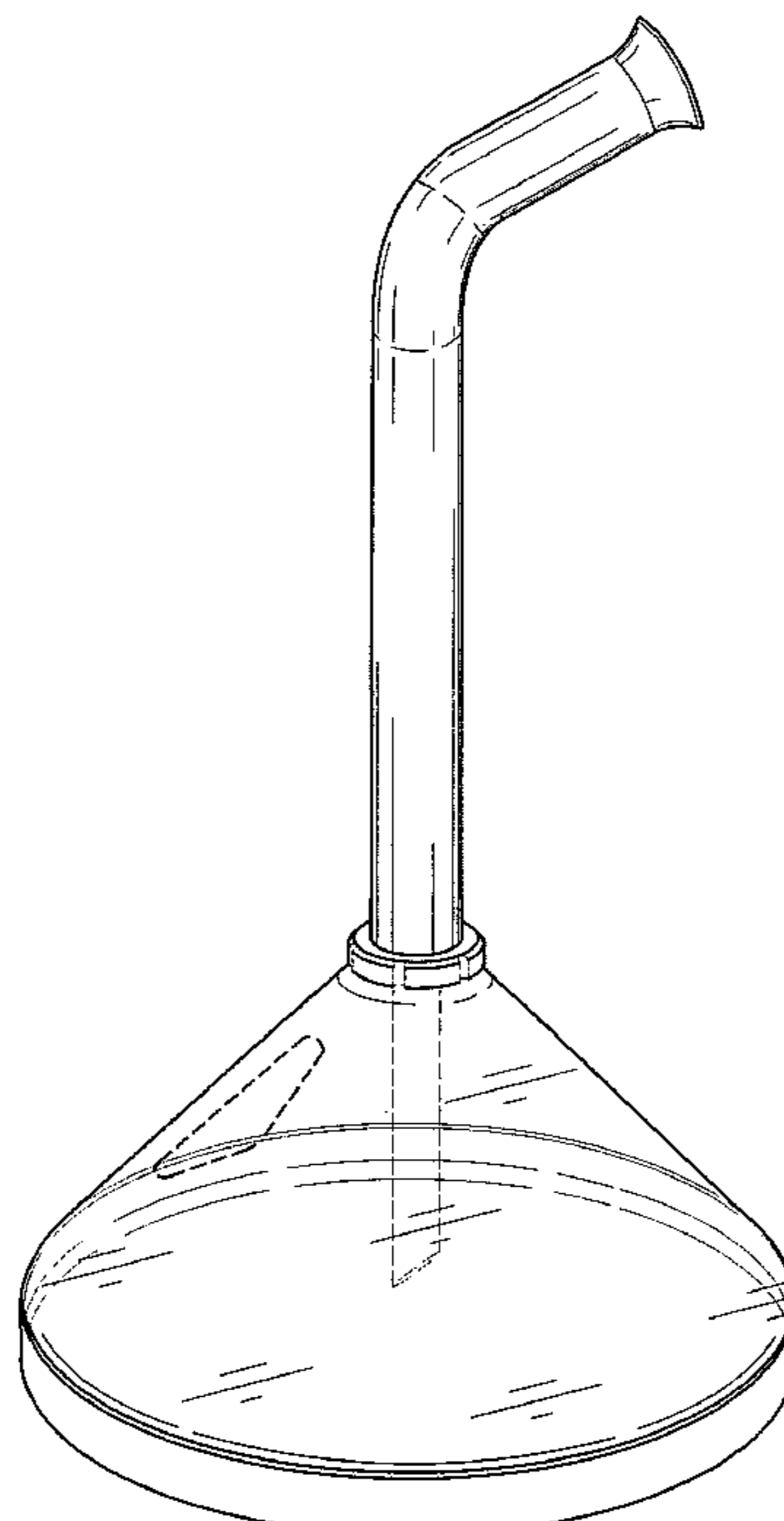
FIG. 5 is a rear elevational view of the bedside urinal of FIG. 1.

FIG. 6 is a plan view of the bedside urinal of FIG. 1; and,

FIG. 7 is a bottom elevational view of the bedside urinal of FIG. 1.

The broken lines in FIGS. 1-6 depict portions of the bedside urinal that form no part of the claimed design.

**1 Claim, 6 Drawing Sheets**



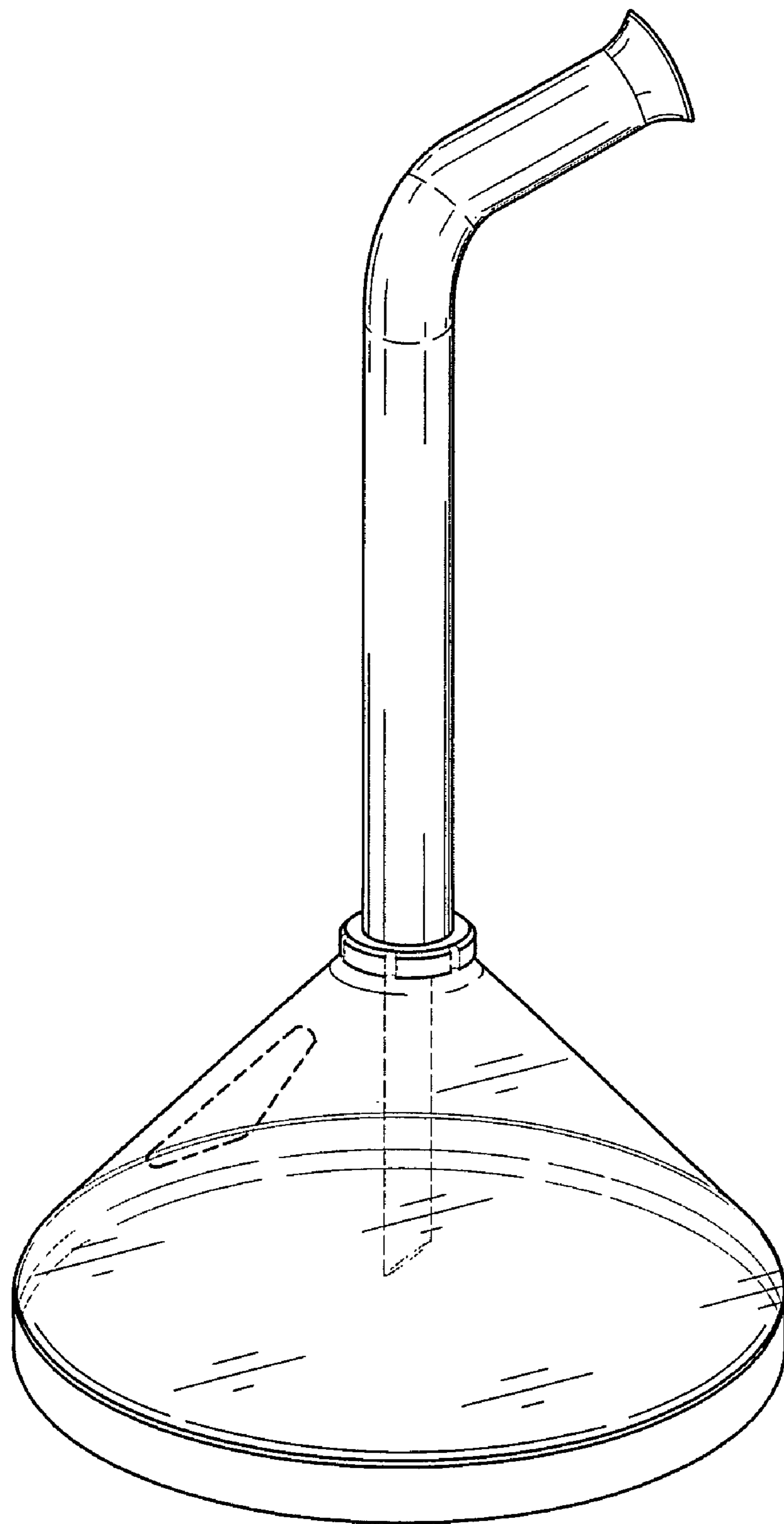


FIG. 1

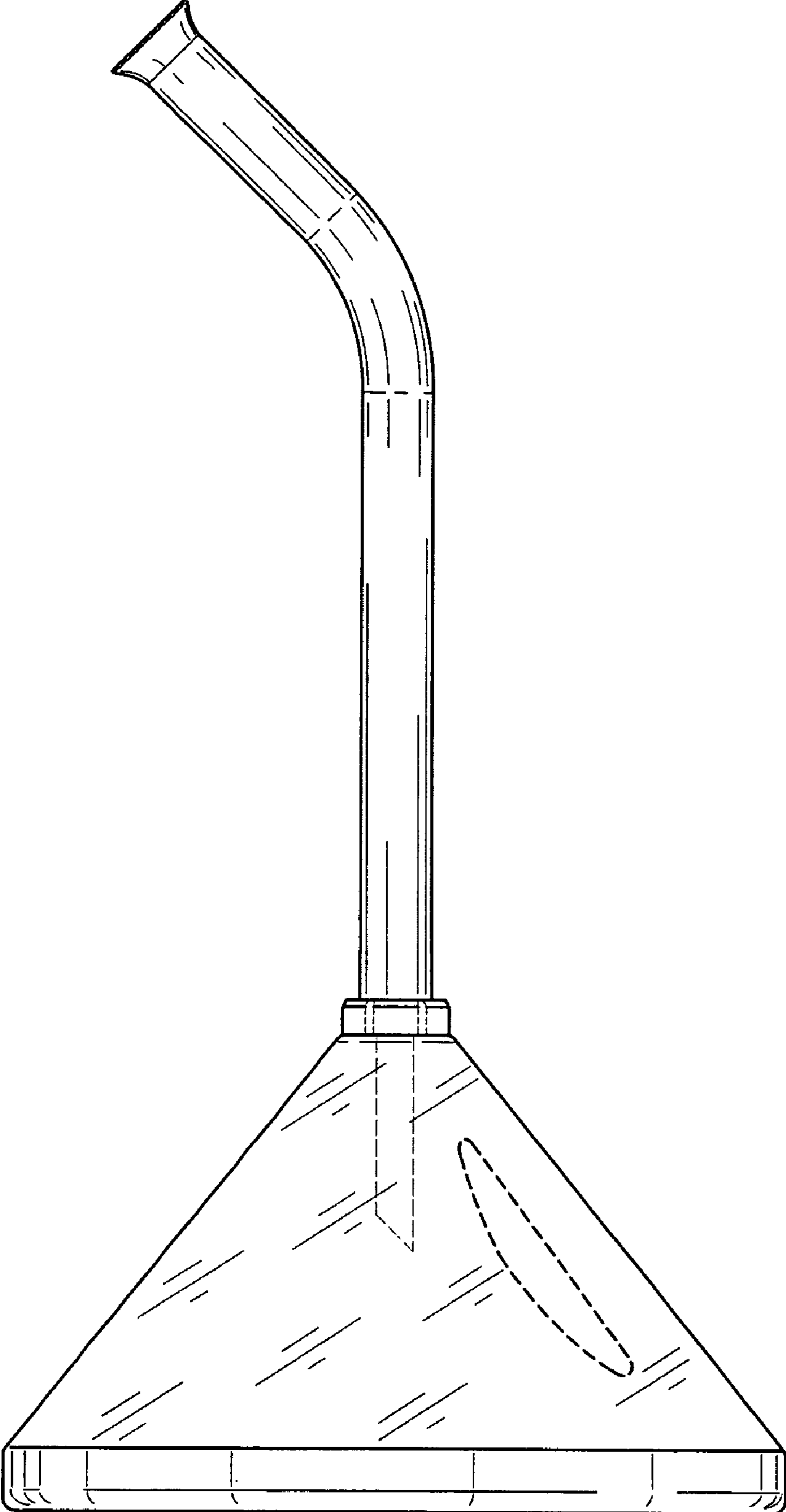


FIG. 2

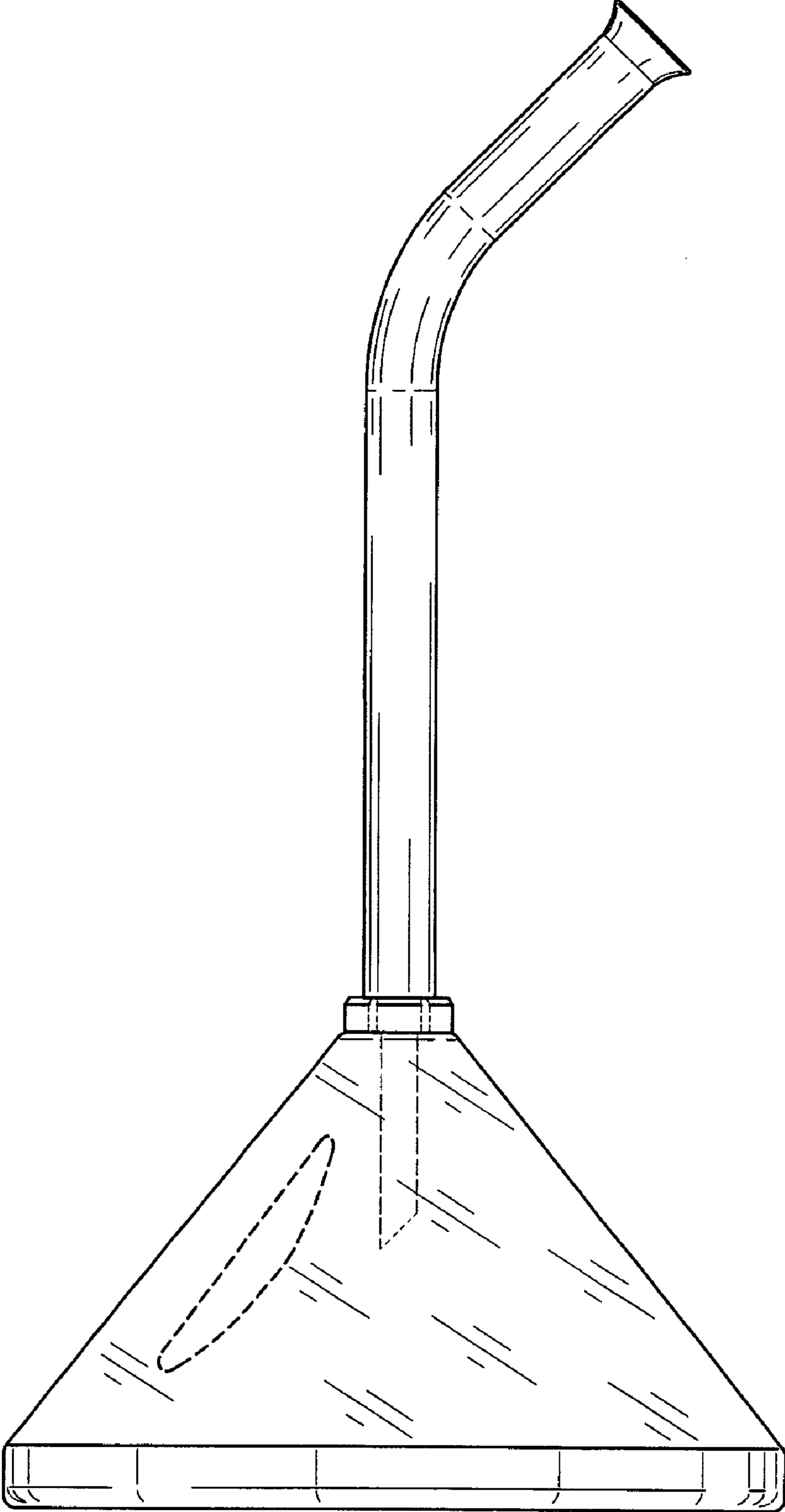


FIG. 3

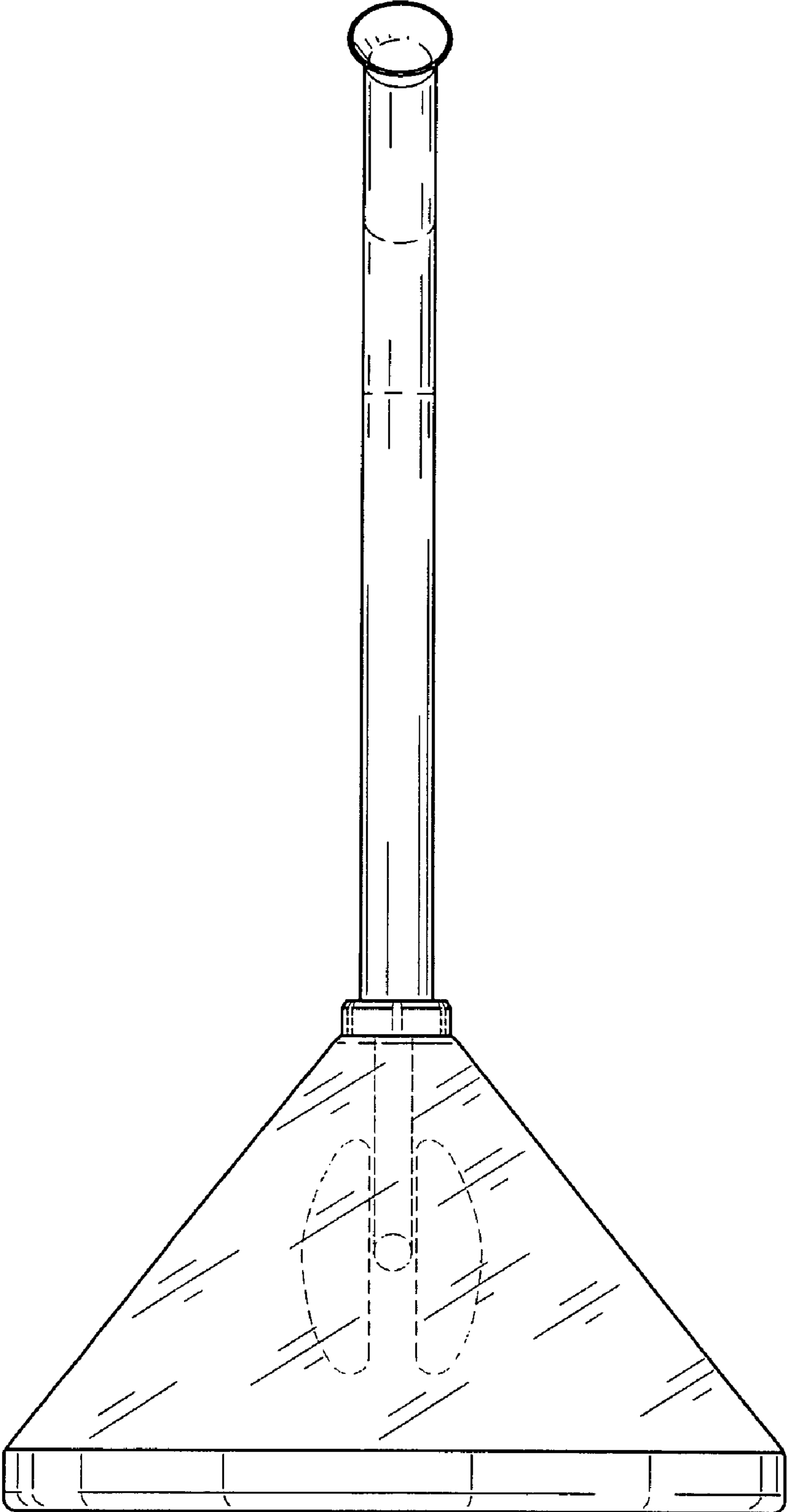


FIG. 4

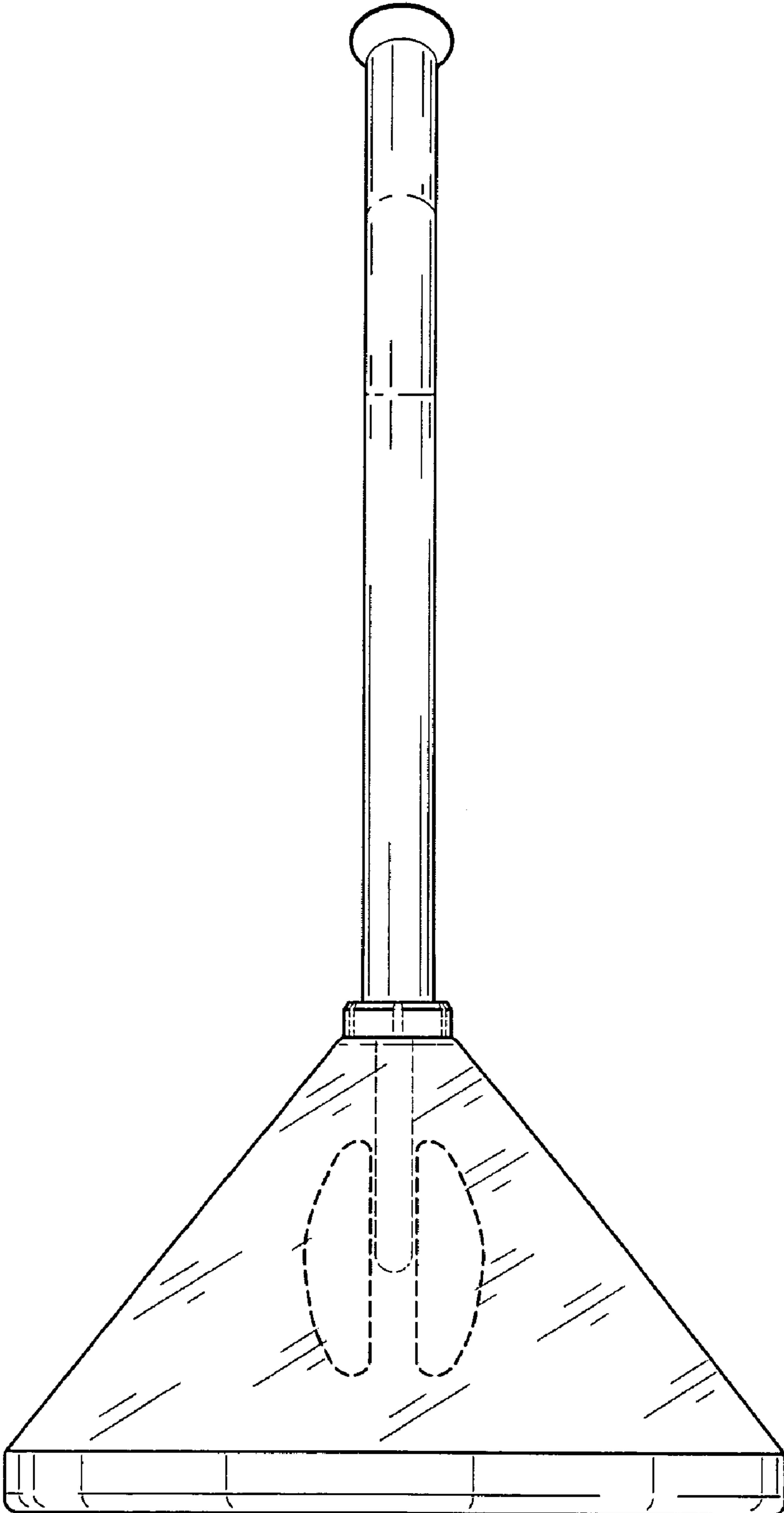


FIG. 5

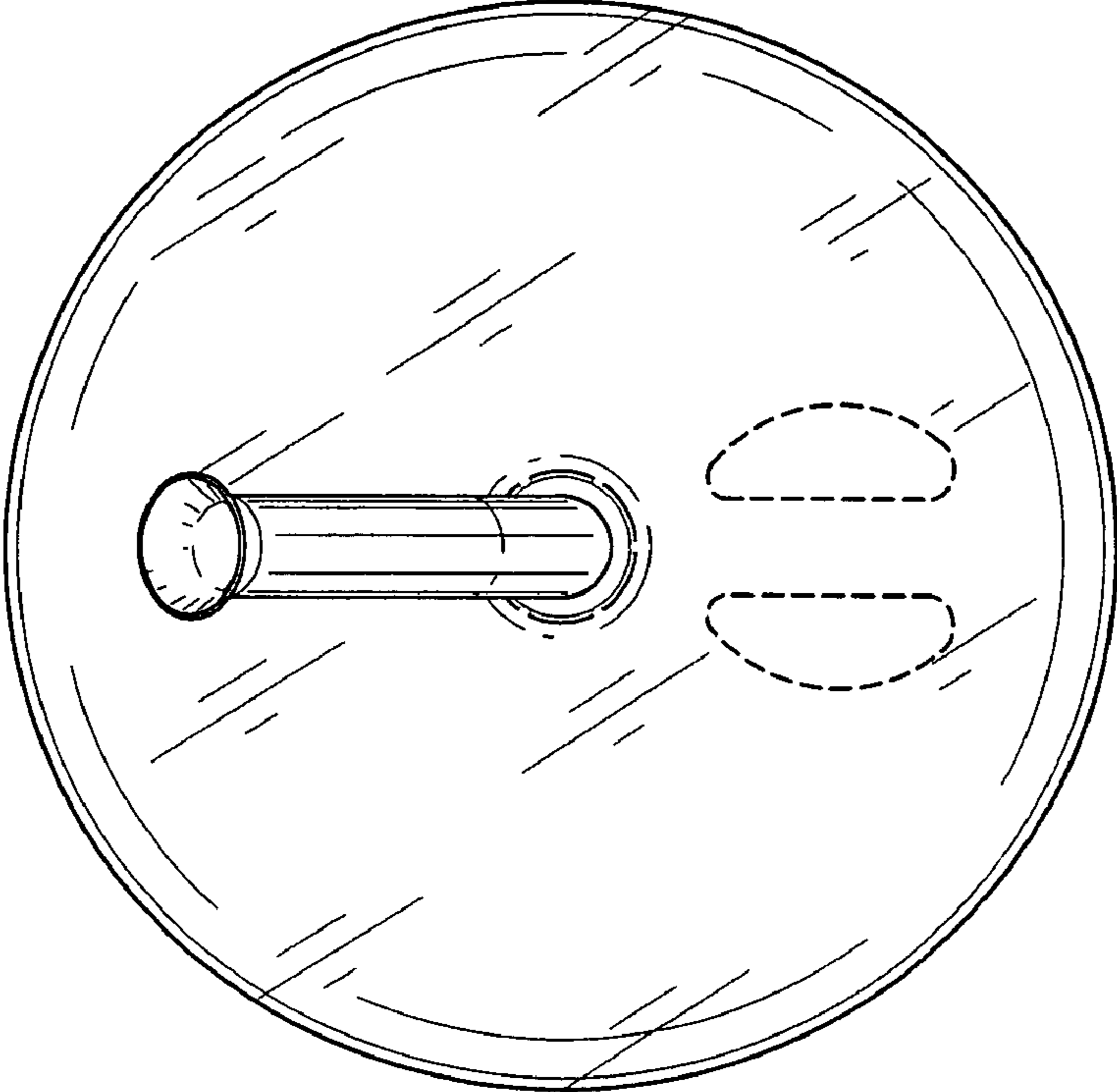


FIG. 6




FIG. 7