



US00D599902S

(12) **United States Design Patent**
Lilienthal et al.

(10) **Patent No.:** **US D599,902 S**
(45) **Date of Patent:** **** Sep. 8, 2009**

(54) **NASAL DIFFUSER CAP FOR A NASAL SPRAY CONTAINER**

(75) Inventors: **Hans Peter Lilienthal**, Hamburg (DE);
Hervé Bodet, Verdun (FR)

(73) Assignee: **Lindal France SAS**, Briey (FR)

(**) Term: **14 Years**

(21) Appl. No.: **29/283,078**

(22) Filed: **Aug. 6, 2007**

(30) **Foreign Application Priority Data**

Feb. 6, 2007 (EM) 000664420-0001

(51) **LOC (9) Cl.** **29-02**

(52) **U.S. Cl.** **D24/110; D9/447**

(58) **Field of Classification Search** D24/110,
D24/113, 115; 128/200.18, 200.14, 200.21;
D9/447, 448, 440, 734, 686, 724, 526, 529;
D7/700, 396.1, 396.2

See application file for complete search history.

(56) **References Cited**

U.S. PATENT DOCUMENTS

D234,123 S * 1/1975 Ragagli D9/447
D364,811 S * 12/1995 Zimmerhackel et al. D9/448
D398,233 S * 9/1998 Wood D9/447

D523,749 S * 6/2006 Kolanus et al. D9/448
D538,650 S * 3/2007 Paas et al. D9/448
7,270,123 B2 * 9/2007 Grychowski et al. ... 128/200.14
D555,439 S * 11/2007 Fletcher et al. D7/700
2004/0031485 A1 * 2/2004 Rustad et al. 128/200.18
2005/0205085 A1 * 9/2005 Blacker et al. 128/200.21

* cited by examiner

Primary Examiner—Ian Simmons

Assistant Examiner—Christopher Lee

(74) *Attorney, Agent, or Firm*—Westerman, Hattori, Daniels & Adrian, LLP.

(57) **CLAIM**

The ornamental design for a nasal diffuser cap for a nasal spray container, as shown and described.

DESCRIPTION

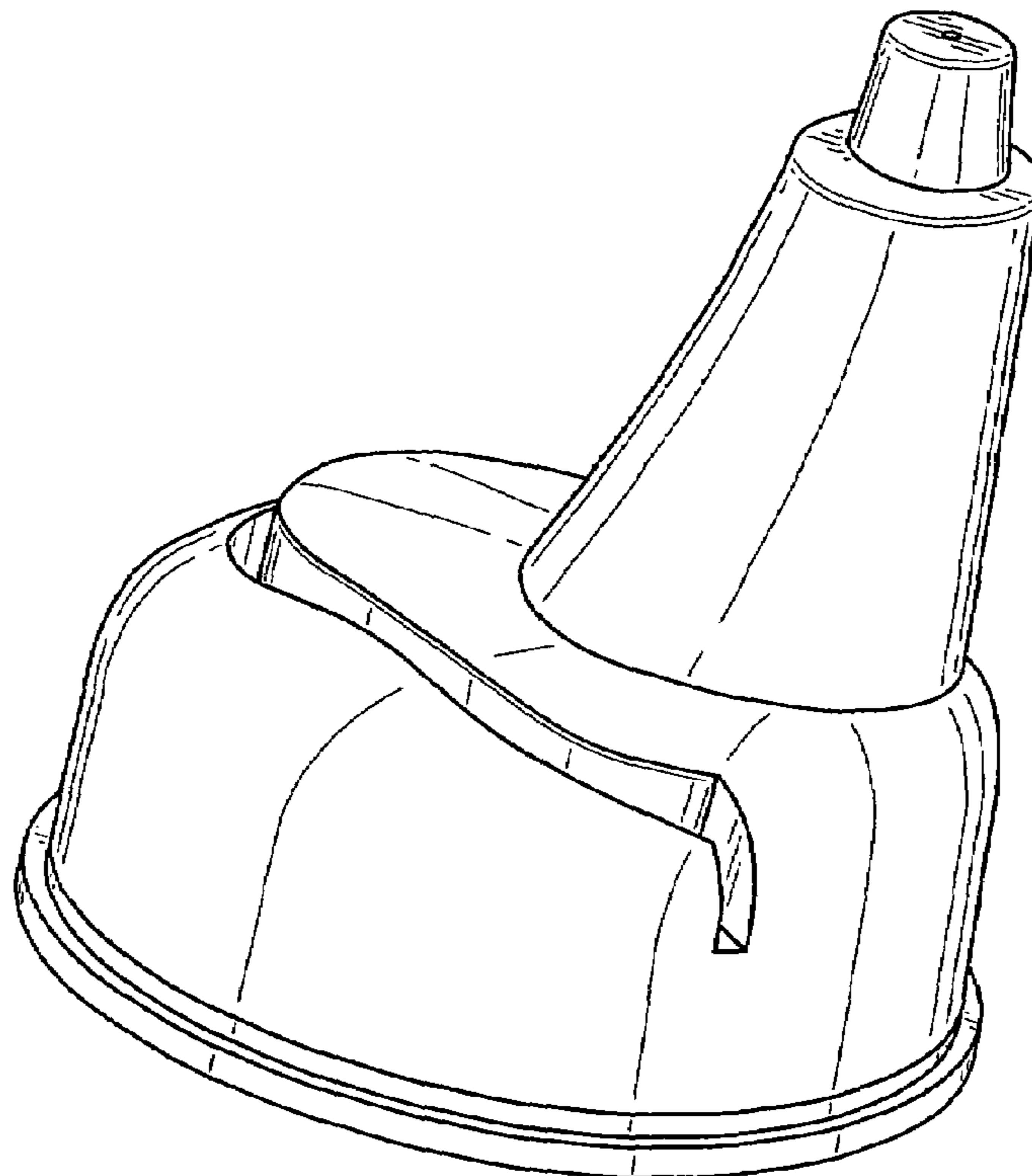
FIG. 1 is a front view of the nasal diffuser cap for a nasal spray container.

FIG. 2 is a left-side view of the nasal diffuser cap for a nasal spray container, the right-side view being a mirror image of the left-side view.

FIG. 3 is a rear view of the nasal diffuser cap for a nasal spray container; and,

FIG. 4 is a front perspective view of the nasal diffuser cap for a nasal spray container.

1 Claim, 4 Drawing Sheets



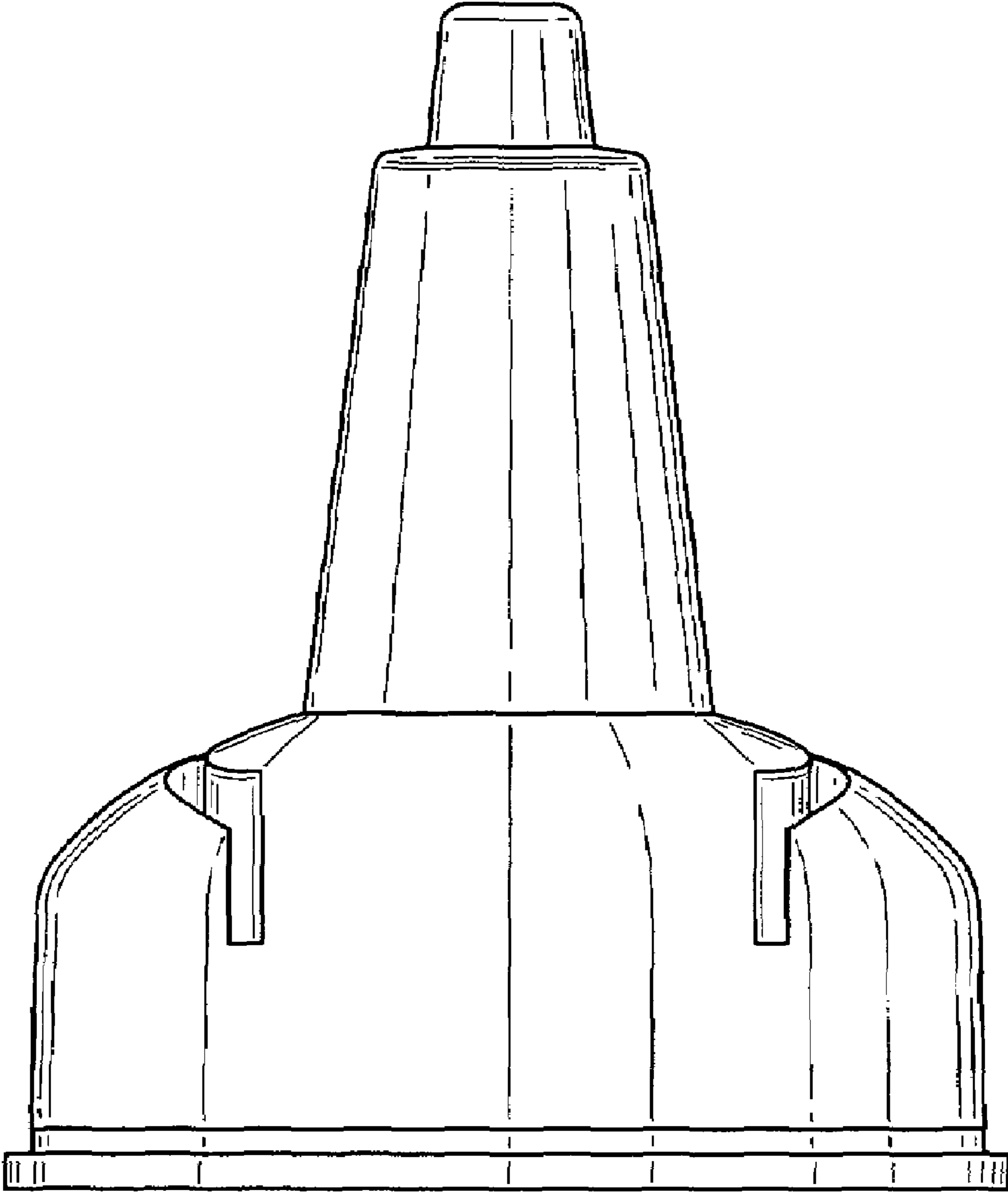


FIG. 1

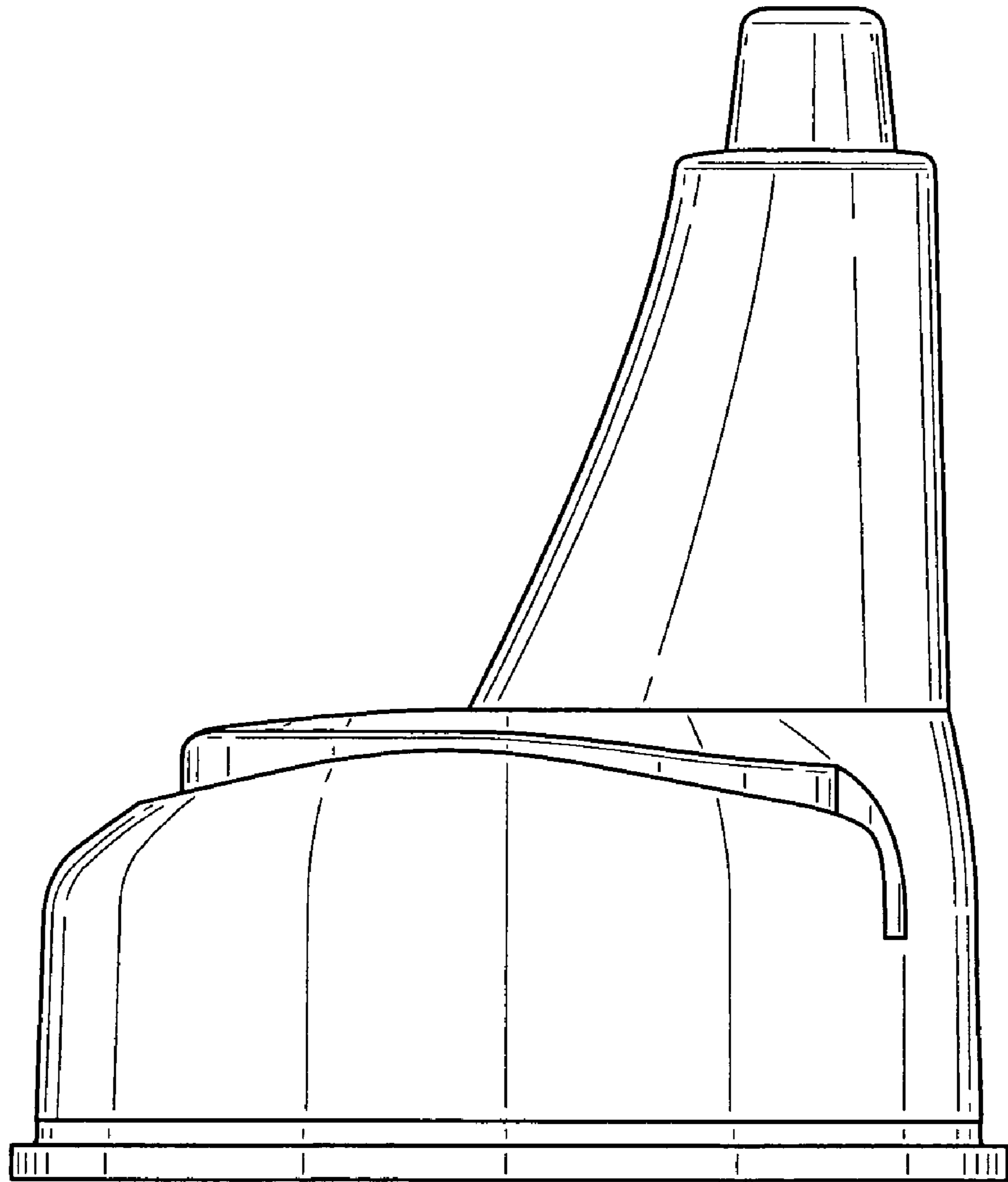


FIG.2

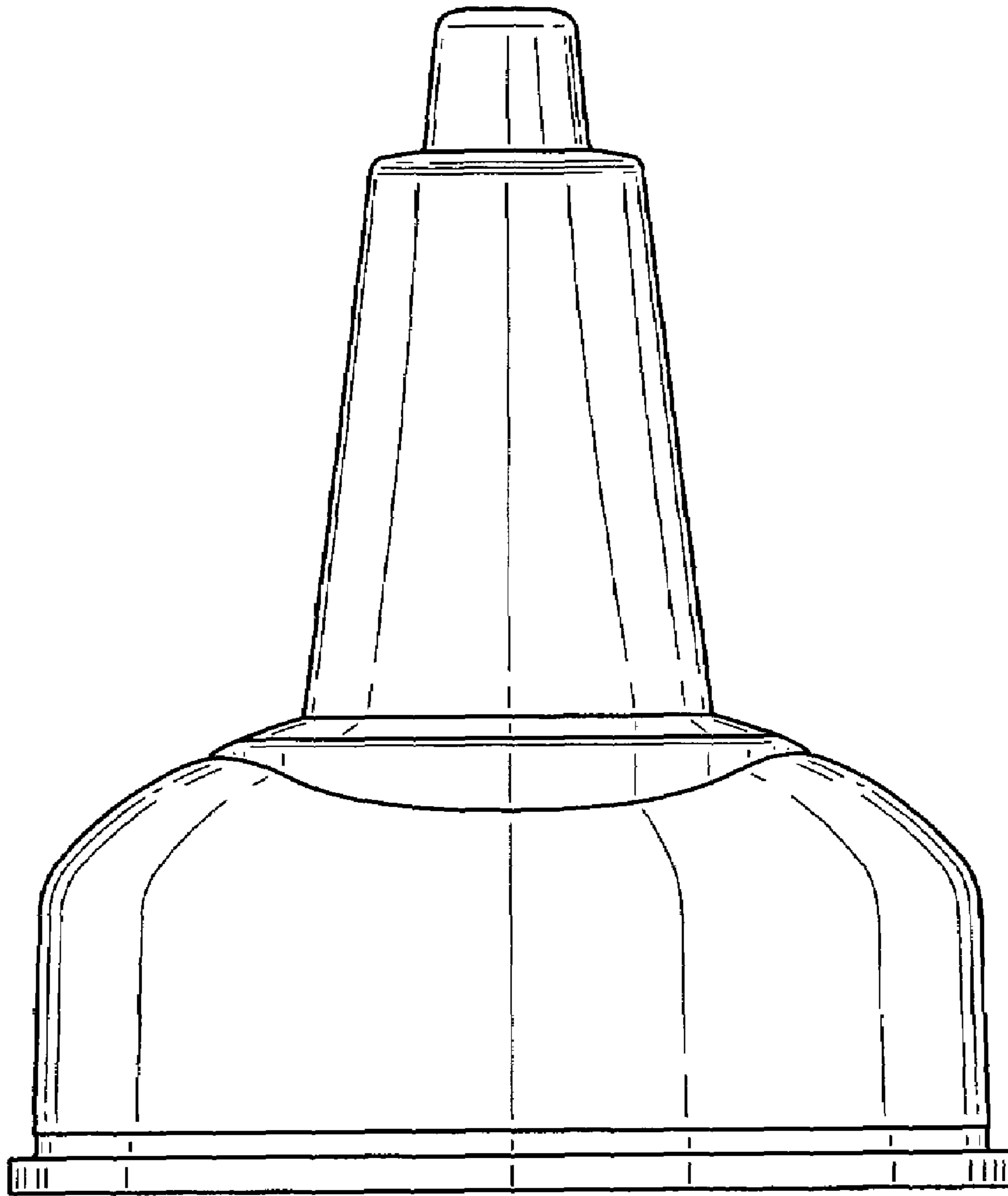


FIG.3

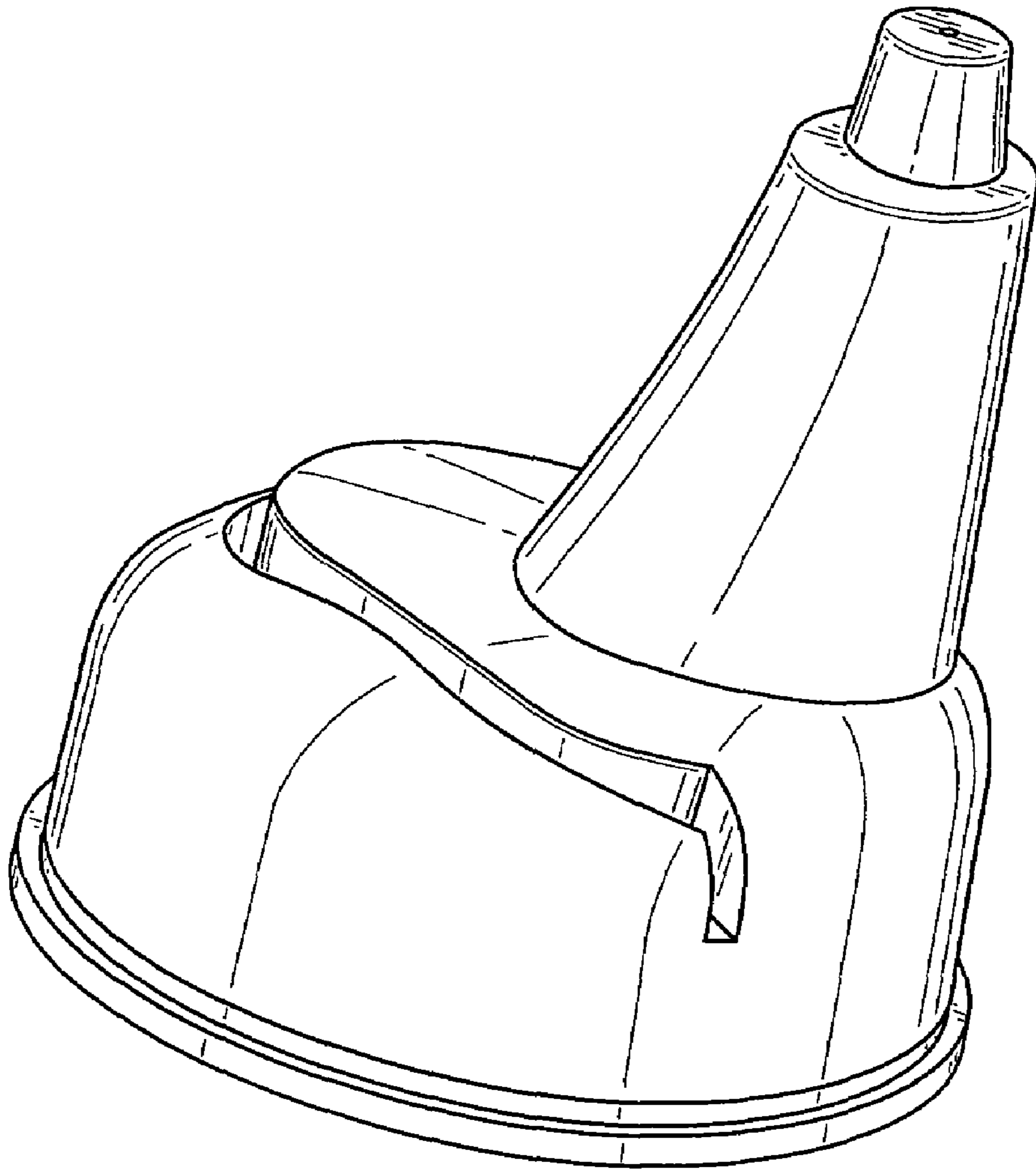


FIG. 4