



US00D599898S

(12) **United States Design Patent**  
**Nickel et al.**

(10) **Patent No.:** **US D599,898 S**

(45) **Date of Patent:** **\*\* Sep. 8, 2009**

(54) **REFILL FOR VOLATILE DISPENSER**

D544,594 S \* 6/2007 Zobebe ..... D23/366  
D544,952 S \* 6/2007 Zobebe ..... D23/366  
D554,247 S \* 10/2007 Wu ..... D23/366  
D582,535 S \* 12/2008 Nickel et al. .... D23/366

(75) Inventors: **Dirk K. Nickel**, Mukwonago, WI (US);  
**Michael T. Hudak**, Racine, WI (US);  
**Sean P. Kingston**, Oak Creek, WI (US);  
**Donald J. Schumacher**, Racine, WI  
(US)

\* cited by examiner

*Primary Examiner*—Sandra Snapp

(73) Assignee: **S.C. Johnson & Son, Inc.**, Racine, WI  
(US)

(57) **CLAIM**

The ornamental design for a refill for volatile dispenser, as shown and described.

(\*\*) Term: **14 Years**

(21) Appl. No.: **29/281,006**

(22) Filed: **Jun. 13, 2007**

**DESCRIPTION**

In a preferred embodiment the nature of this product is a refill for an air treatment dispenser suitable to hang on a person's belt or other clothing item and dispense insect repellents from the refill (e.g. mosquito repellent).

(51) **LOC (9) Cl.** ..... **28-99**

(52) **U.S. Cl.** ..... **D23/366**

(58) **Field of Classification Search** ..... D23/355-369;  
261/DIG. 17, DIG. 42, DIG. 65, DIG. 88,  
261/DIG. 89; 239/34-37, 44, 45, 53, 54,  
239/57, 60, 136, 152, 302, 326; 392/386,  
392/390, 392, 394, 395; D28/5, 6; D11/99,  
D11/106

FIG. 1 is a right, top, frontal perspective view of a refill for volatile dispenser embodying our new design;

FIG. 2 is a front elevational view thereof;

FIG. 3 is a left side elevational view thereof;

FIG. 4 is a right side elevational view thereof;

FIG. 5 is a top plan view thereof;

FIG. 6 is a bottom plan view thereof; and,

FIG. 7 is a rear elevational view thereof.

See application file for complete search history.

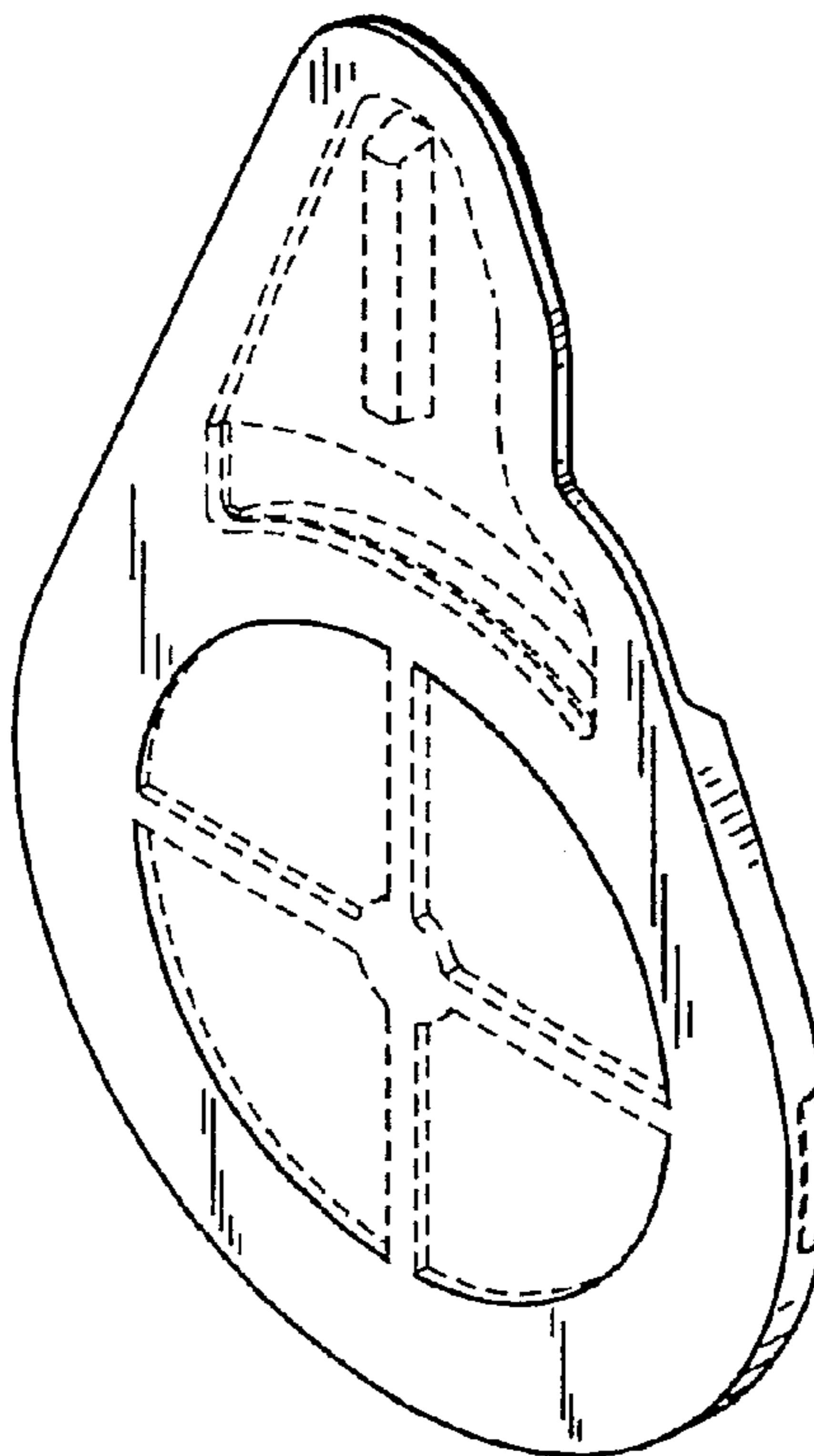
The broken line representations of various parts shown in the drawings is for purposes of illustration only and form no part of the claimed design.

(56) **References Cited**

U.S. PATENT DOCUMENTS

D242,621 S \* 12/1976 Curran ..... D23/366  
D354,344 S \* 1/1995 Fritz et al. .... D23/366  
D487,144 S 2/2004 Choke-arpornchai et al.  
D516,193 S \* 2/2006 Caserta et al. .... D23/366

**1 Claim, 3 Drawing Sheets**



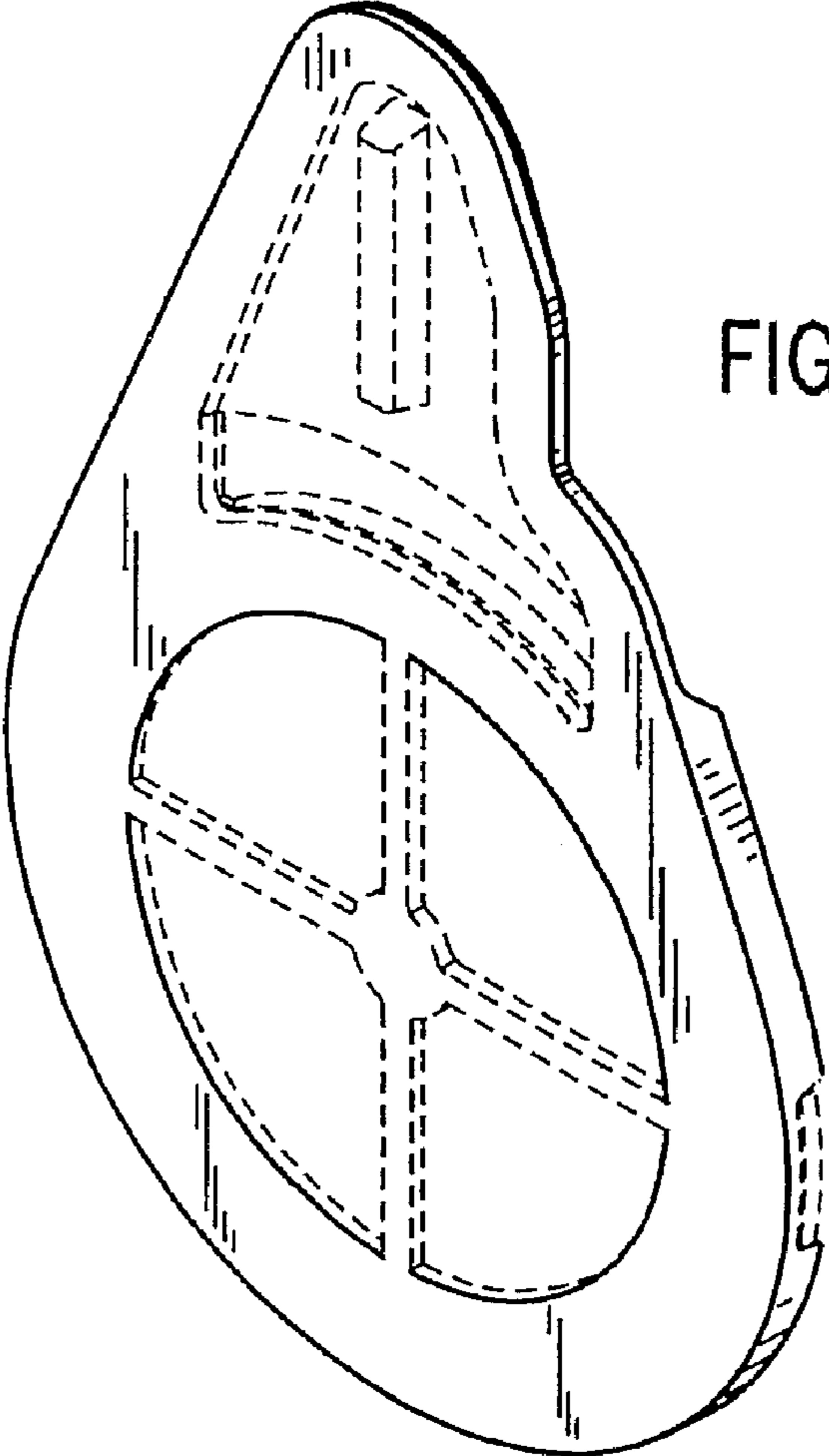


FIG. 1

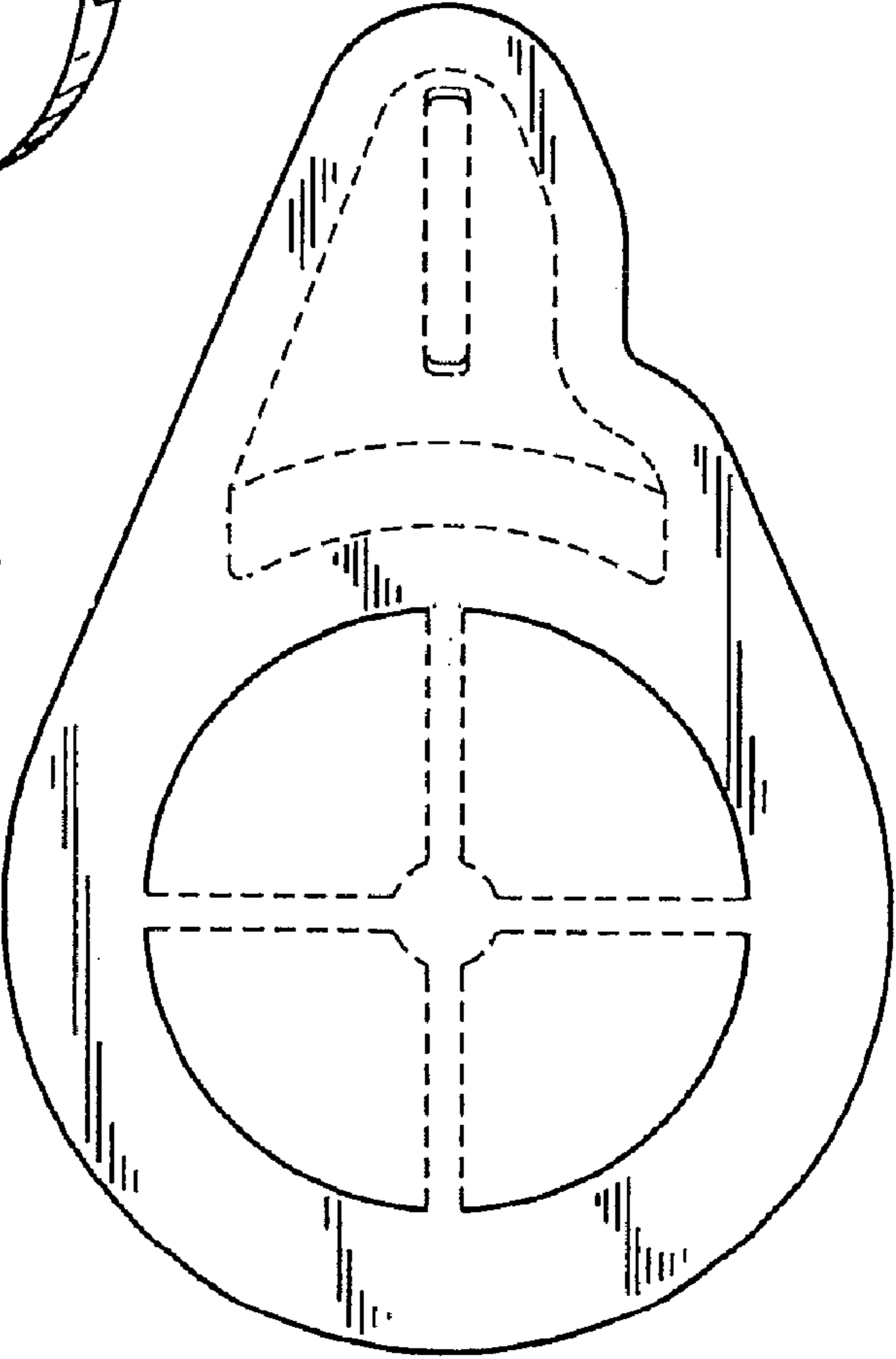


FIG. 2



FIG. 3

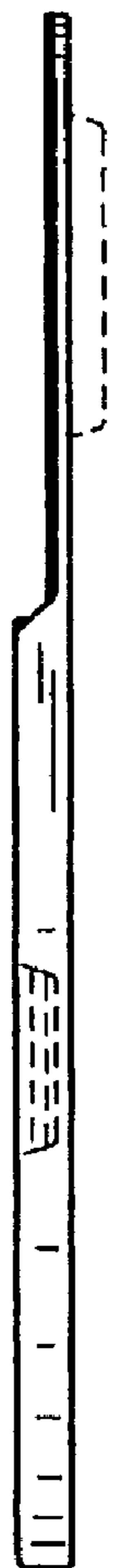


FIG. 4

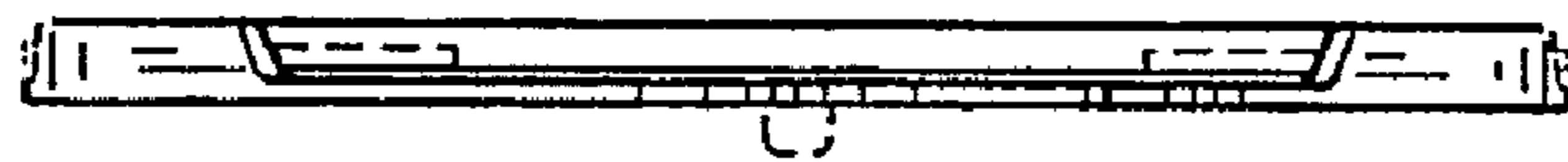


FIG. 5



FIG. 6

FIG. 7

