

US00D599866S

(12) **United States Design Patent**  
**Winningham**

(10) **Patent No.:** **US D599,866 S**

(45) **Date of Patent:** **\*\* \*Sep. 8, 2009**

(54) **LACROSSE HEAD**

(75) Inventor: **Matthew M. Winningham**, Royal Oak, MI (US)

(73) Assignee: **Warrior Sports, Inc.**, Warren, MI (US)

(\*) Notice: This patent is subject to a terminal disclaimer.

(\*\*) Term: **14 Years**

(21) Appl. No.: **29/327,208**

(22) Filed: **Oct. 31, 2008**

(51) **LOC (9) Cl.** ..... **21-02**

(52) **U.S. Cl.** ..... **D21/724; D21/753**

(58) **Field of Classification Search** ..... D21/724, D21/753; 473/505–515

See application file for complete search history.

(56) **References Cited**

**U.S. PATENT DOCUMENTS**

D376,183	S *	12/1996	Morrow et al.	.....	D21/724
RE38,216	E	8/2003	Morrow et al.		
6,923,739	B2 *	8/2005	Gait et al.	.....	473/513
7,150,691	B2 *	12/2006	Gait et al.	.....	473/513
D538,362	S *	3/2007	Carroll	.....	D21/724
7,258,634	B2 *	8/2007	Morrow et al.	.....	473/512
7,357,739	B2 *	4/2008	Montano et al.	.....	473/513
7,393,294	B2 *	7/2008	Filice et al.	.....	473/513

7,445,571	B2 *	11/2008	Winningham	.....	473/513
7,520,828	B2 *	4/2009	Tucker et al.	.....	473/513
2005/0215360	A1	9/2005	Gait		

**OTHER PUBLICATIONS**

Great Atlantic Lacrosse Company Oct. 2008 Catalog, pp. 8-10.

\* cited by examiner

*Primary Examiner*—Mitchell I Siegel

(74) *Attorney, Agent, or Firm*—Warner Norcross & Judd LLP

(57) **CLAIM**

The ornamental design for lacrosse head, as shown and described.

**DESCRIPTION**

FIG. 1 is a perspective view of the lacrosse head embodying the new design;


FIG. 2 is an enlarged, perspective view thereof;

FIG. 3 is a side view thereof; and,

FIG. 4 is a top view thereof.

FIGS. 1–4 show features of an lacrosse head portion in phantom lines. These features are shown for environmental purposes and do not form any part of the claimed design. Further, the phantom lines immediately adjacent the solid-line portions of the design form the boundary of the design, with the phantom lines forming no part of the claimed design.

**1 Claim, 2 Drawing Sheets**






Fig. 1




Fig. 2



Fig. 3

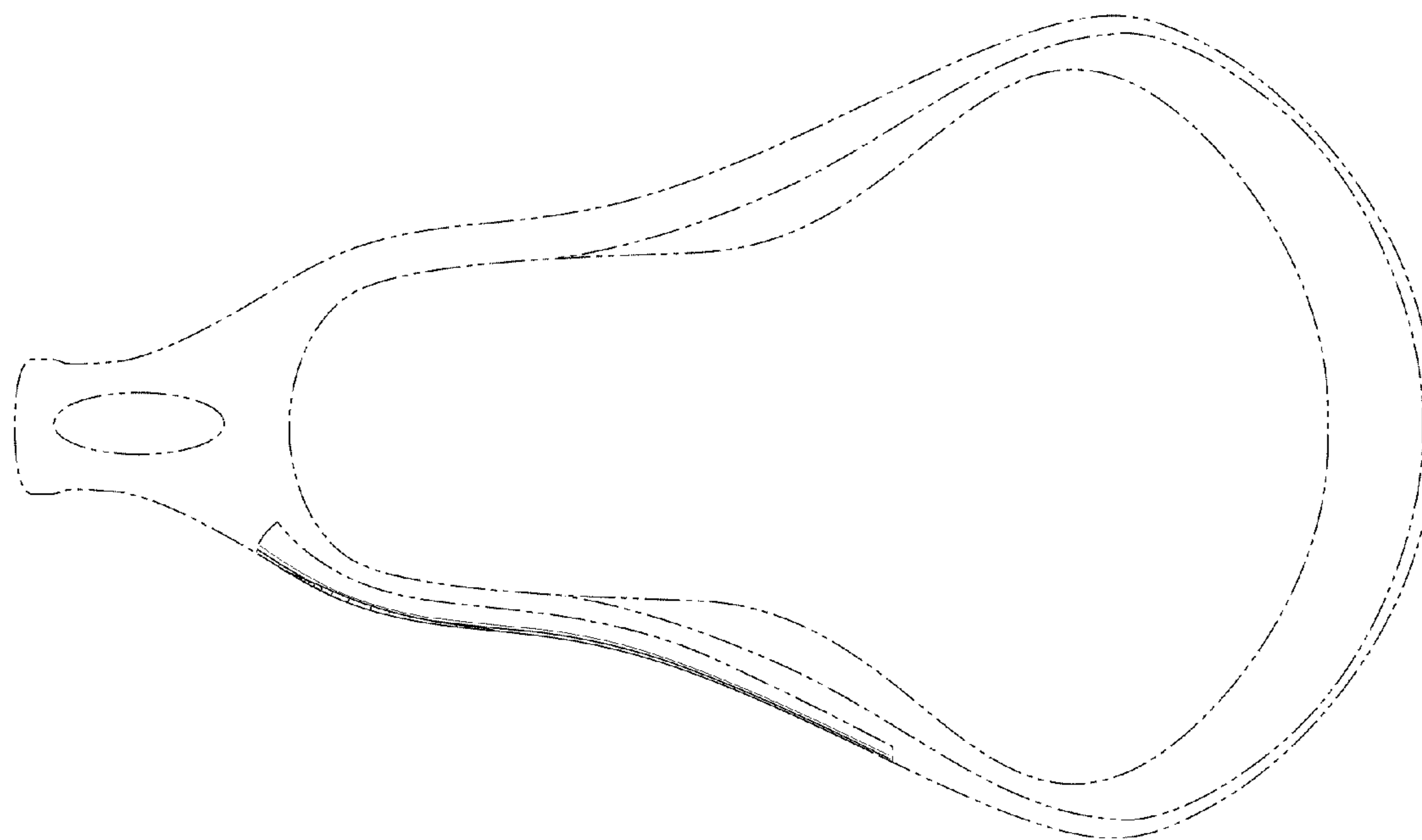


Fig. 4