



US00D599865S

(12) **United States Design Patent**  
**Piu et al.**

(10) **Patent No.:** **US D599,865 S**

(45) **Date of Patent:** **\*\* Sep. 8, 2009**

(54) **LACROSSE HEAD FRAME**

(75) Inventors: **Cheng Tsz Piu**, Kowloon (HK); **Cheng Hung Cheung**, Kowloon (HK); **Seth Hochberg**, Plainville, MA (US)

(73) Assignee: **Franklin Sports, Inc.**, Stoughton, MA (US)

(\*\*) Term: **14 Years**

(21) Appl. No.: **29/326,162**

(22) Filed: **Oct. 13, 2008**

(51) **LOC (9) Cl.** ..... **21-02**

(52) **U.S. Cl.** ..... **D21/724**

(58) **Field of Classification Search** ..... D21/724;  
473/505-515

See application file for complete search history.

D376,183 S	12/1996	Morrow et al.
5,651,549 A	7/1997	Dill et al.
5,935,026 A	8/1999	Dill et al.
5,938,550 A	8/1999	Hexemer et al.
6,066,056 A	5/2000	Morrow
RE37,894 E	10/2002	MacNeil
D474,823 S	5/2003	Kohler
6,561,932 B2	5/2003	Morrow et al.
RE38,216 E	8/2003	Morrow et al.
6,676,547 B1	1/2004	Morrow et al.
D496,083 S	9/2004	Kohler
6,902,501 B2	6/2005	Morrow et al.
6,923,739 B2	8/2005	Gait et al.
6,926,628 B2	8/2005	Morrow et al.
6,994,640 B2	2/2006	Morrow et al.
D521,579 S	5/2006	Quinn
7,258,634 B2	8/2007	Morrow et al.
7,264,562 B2	9/2007	Morrow et al.
RE40,182 E	3/2008	Morrow

*Primary Examiner*—Mitchell I Siegel

(74) *Attorney, Agent, or Firm*—Joseph B Bowman

(56) **References Cited**

U.S. PATENT DOCUMENTS

D252,167 S	6/1979	Ahlenfeld et al.
4,270,756 A	6/1981	Ahlenfeld et al.
4,358,117 A	11/1982	Deutsch
D273,601 S	4/1984	Lewis, Jr. et al.
D286,803 S	11/1986	Brine, Jr.
4,657,260 A	4/1987	Brine, Jr.
D297,963 S	10/1988	Tucker et al.
5,037,112 A	8/1991	Brine, III et al.
5,054,790 A	10/1991	Brine, III et al.
5,067,726 A	11/1991	Brine, III et al.
D331,086 S	11/1992	Brine, III et al.
D350,173 S	8/1994	Tucker et al.
D350,174 S	8/1994	Tucker et al.
D350,999 S	9/1994	Chen
5,494,297 A	2/1996	MacNeil
5,566,947 A	10/1996	Tucker et al.
5,568,925 A	10/1996	Morrow et al.

(57) **CLAIM**

The ornamental design for a lacrosse head frame, as shown and described.

**DESCRIPTION**

FIG. 1 is a front elevational view of a lacrosse head frame showing a preferred embodiment of my new design;

FIG. 2 is a left side elevational view thereof and being a mirror image of the right side thereof;

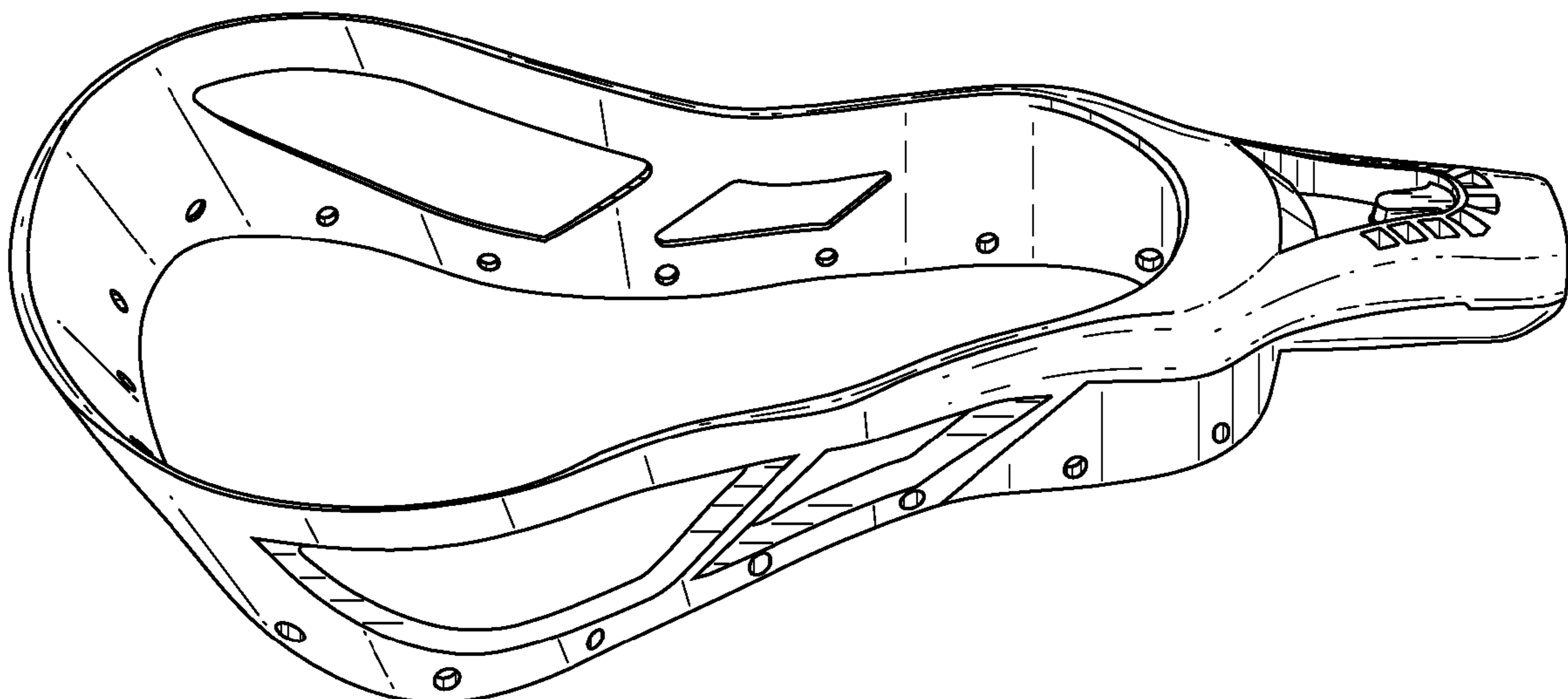
FIG. 3 is a bottom plan view thereof;

FIG. 4 is a rear elevational view thereof;

FIG. 5 is a top plan view thereof; and,

FIG. 6 is a perspective view thereof.

**1 Claim, 3 Drawing Sheets**



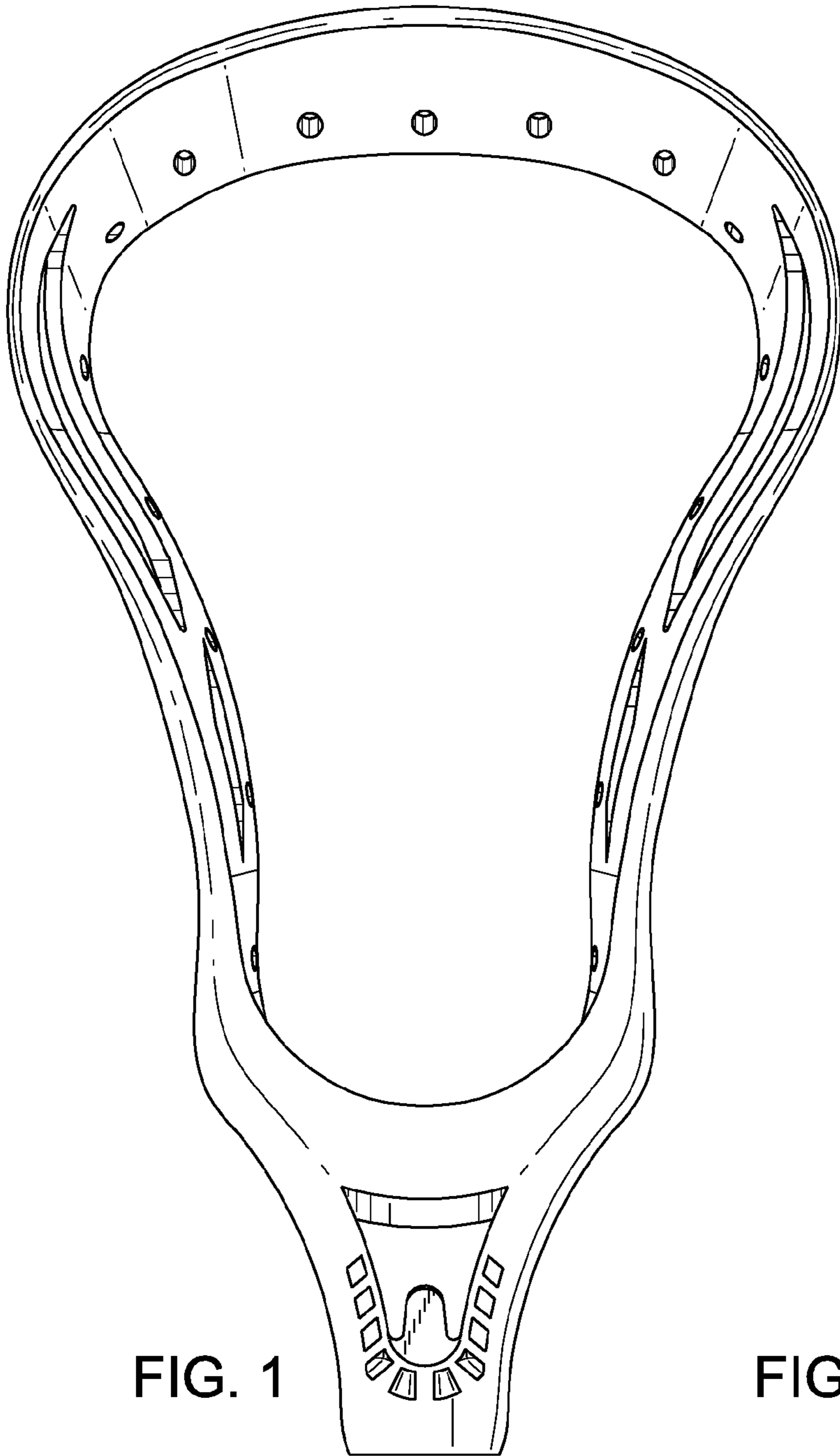


FIG. 1

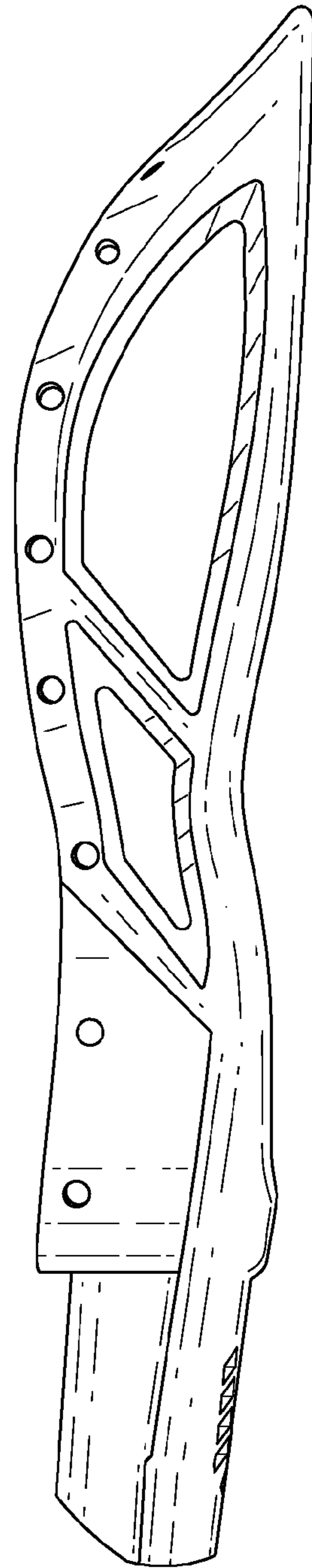


FIG. 2

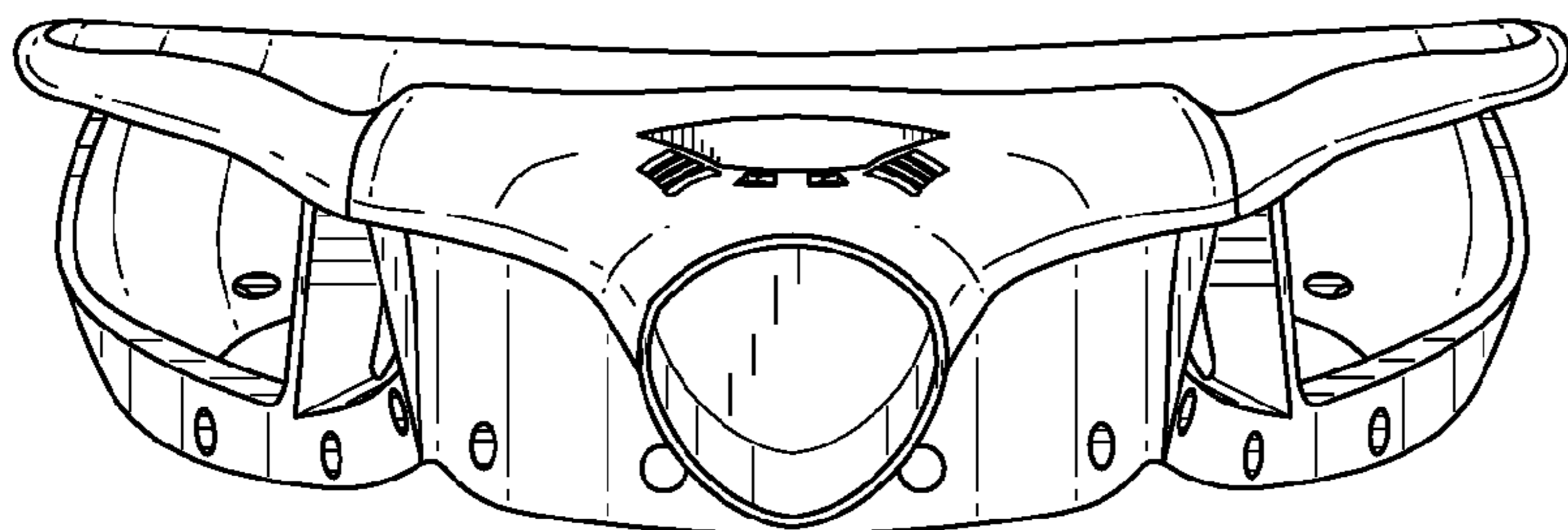
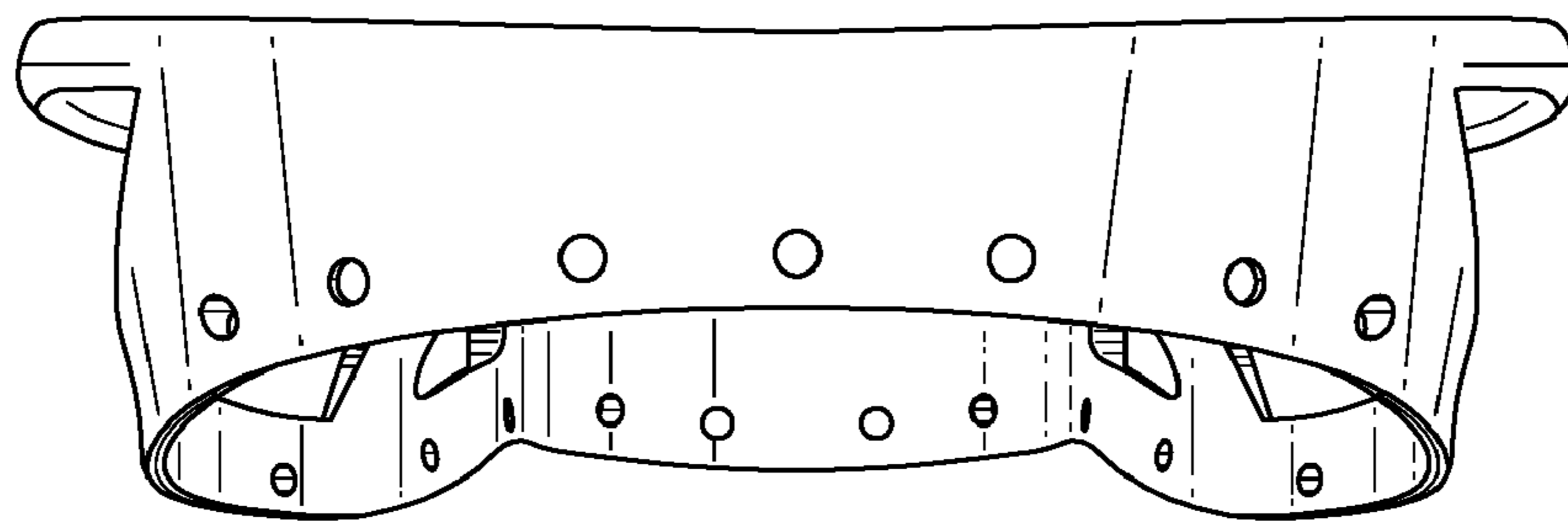
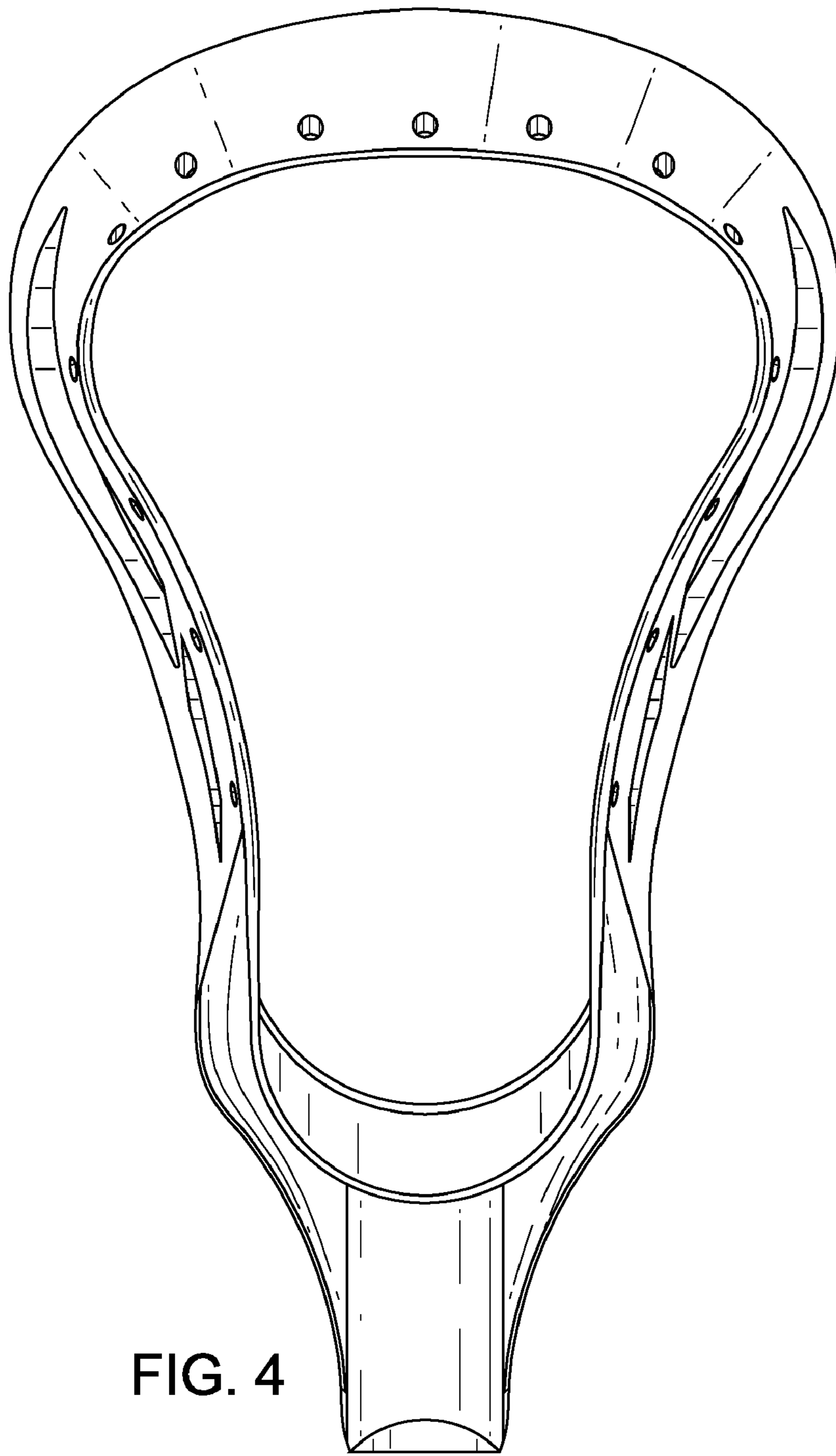


FIG. 3



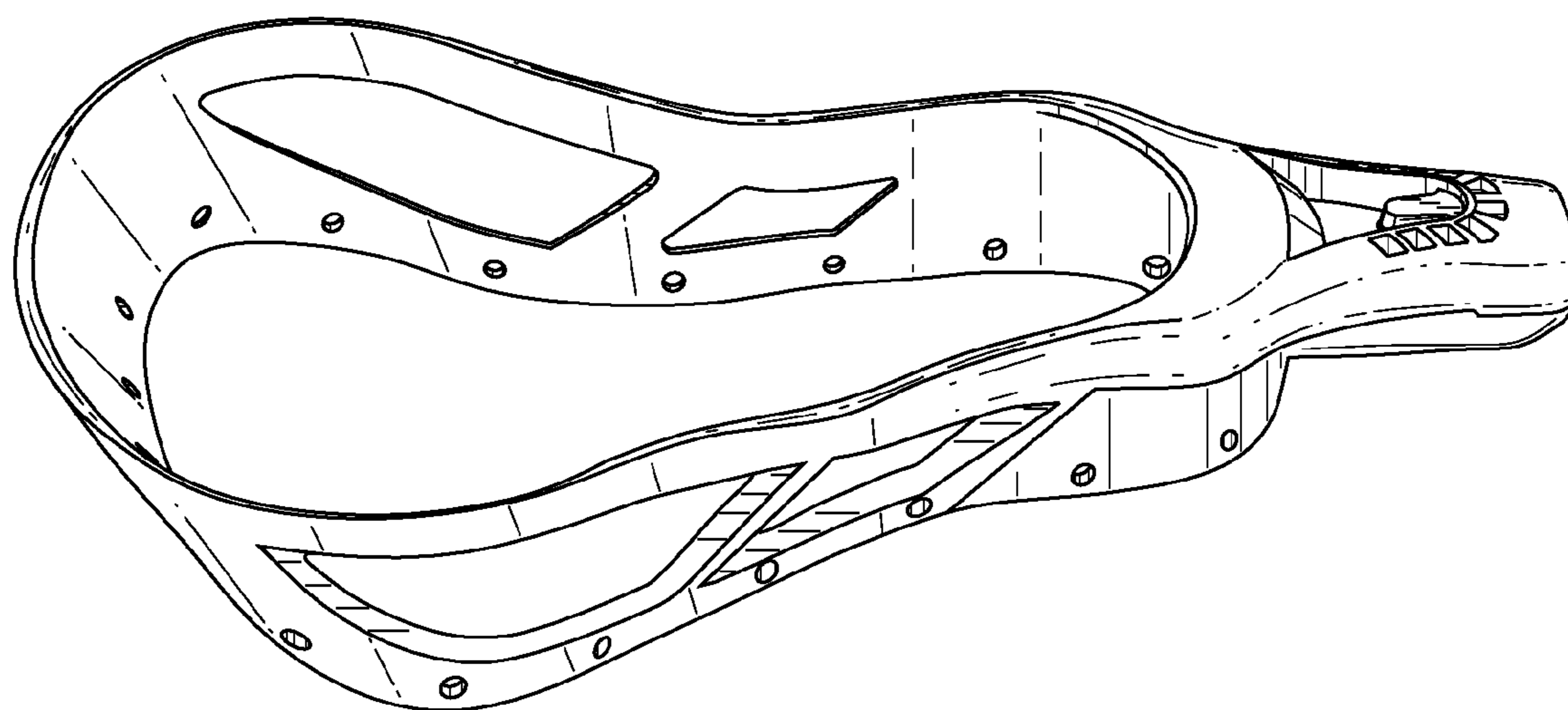


FIG. 6