



US00D599857S

(12) **United States Design Patent**
Weinstein et al.

(10) **Patent No.:** **US D599,857 S**

(45) **Date of Patent:** **** Sep. 8, 2009**

(54) **PROMOTIONAL DISPLAY**

(76) Inventors: **Marc Chase Weinstein**, 740 Bryant Ave., Roslyn Harbor, NY (US) 11576;
Alfredo Santillan Amezcua, Cde. De Mirador no. 20 Frac. La. Estadia, Atizapán Edo. Mex., Estado de México (MX) 52936

(**) Term: **14 Years**

(21) Appl. No.: **29/283,551**

(22) Filed: **Aug. 16, 2007**

(51) **LOC (9) Cl.** **20-03**

(52) **U.S. Cl.** **D20/20; D10/15; D10/2**

(58) **Field of Classification Search** D20/10, D20/19, 20, 22, 29, 42, 43, 99; 40/1, 5, 315, 40/538, 541, 584, 640; D3/207; D10/2, D10/6, 15; D11/79; D16/135; 283/56, 81; 362/812; 368/276, 390

See application file for complete search history.

(56) **References Cited**

U.S. PATENT DOCUMENTS

D150,081 S * 6/1948 Mandel D10/2
D182,682 S * 4/1958 Nelson D20/20
D185,737 S * 7/1959 Cook D20/10

D217,506 S * 5/1970 Knoetgen D16/135
D385,580 S * 10/1997 Hetzer D20/42
D386,535 S * 11/1997 Odmark D20/43
D389,525 S * 1/1998 Prokes D20/42
D568,354 S * 5/2008 Krause D16/135

* cited by examiner

Primary Examiner—Janice E Seeger

Assistant Examiner—Mary Ann Calabrese

(57) **CLAIM**

We claim the ornamental design for a promotional display, as shown.

DESCRIPTION

FIG. 1 shows a front perspective view of our design for a promotional display;

FIG. 2 shows a front view thereof;

FIG. 3 shows a rear view thereof;

FIG. 4 shows a top view thereof;

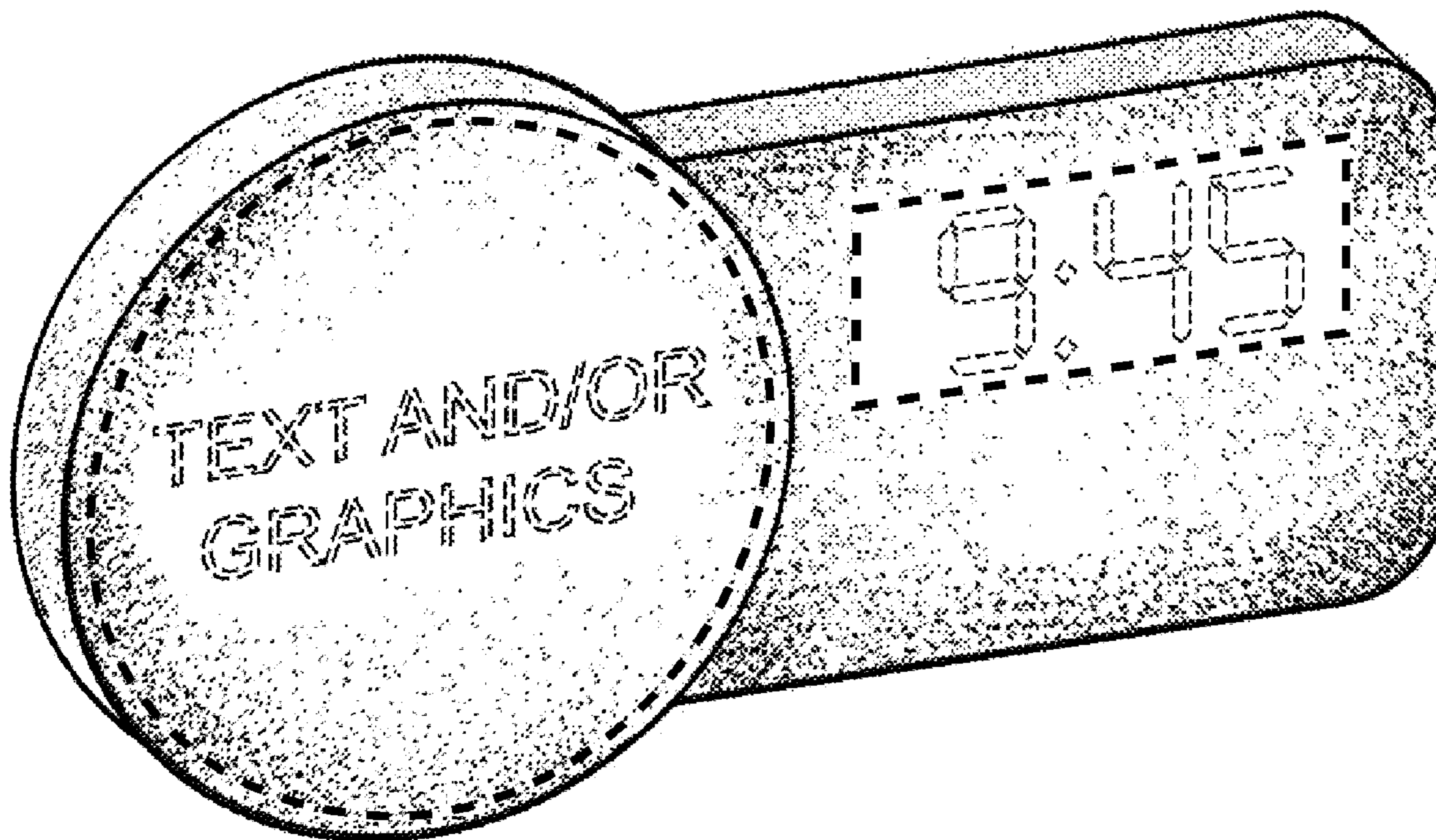
FIG. 5 shows a bottom view thereof;

FIG. 6 shows a side view thereof; and,

FIG. 7 shows an opposite side view thereof.

The dashed lines in FIGS. 1–3 are for illustrative purposes only and do not form part of the claimed design.

1 Claim, 4 Drawing Sheets






Fig. 1

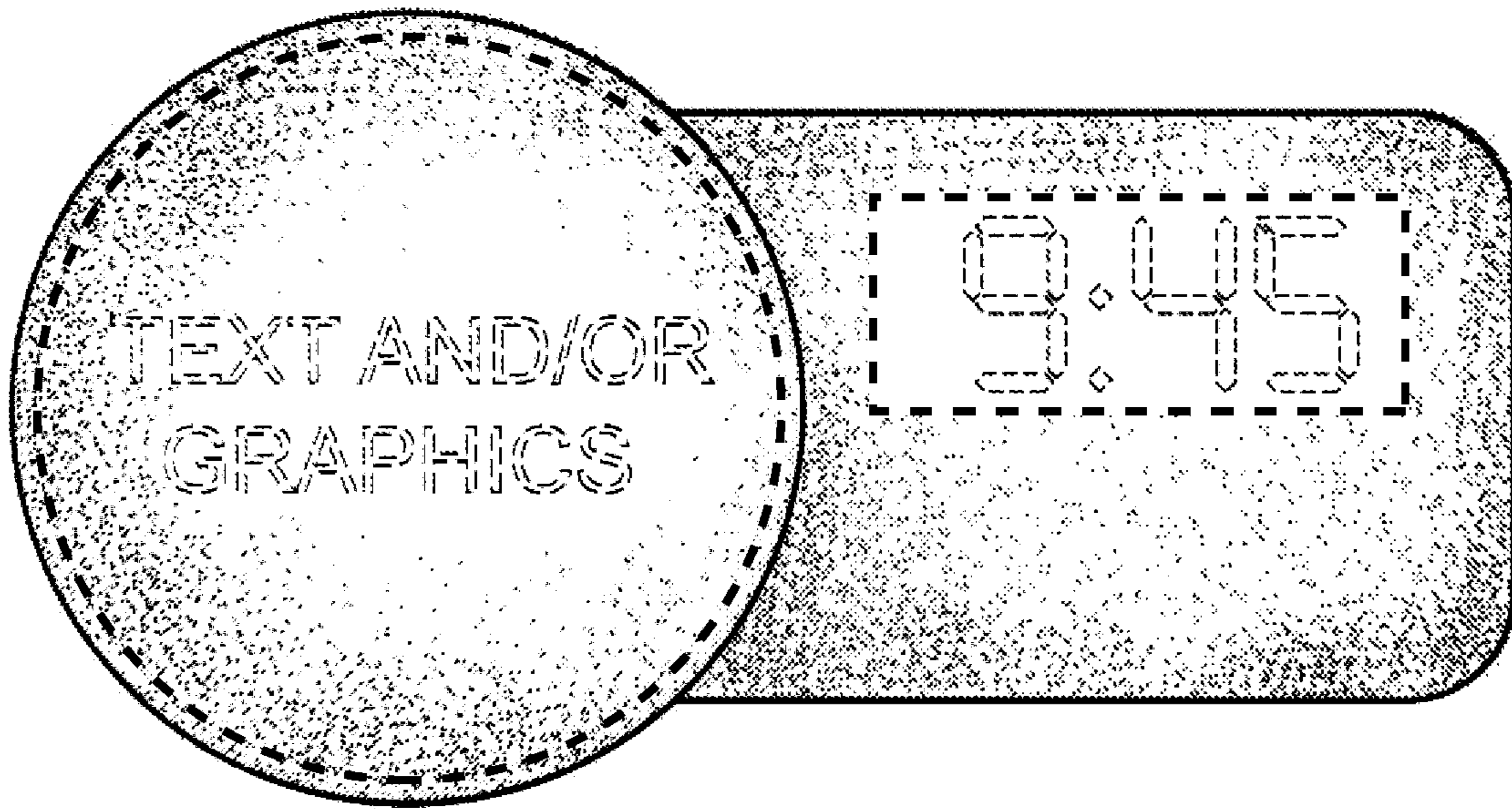


Fig. 2

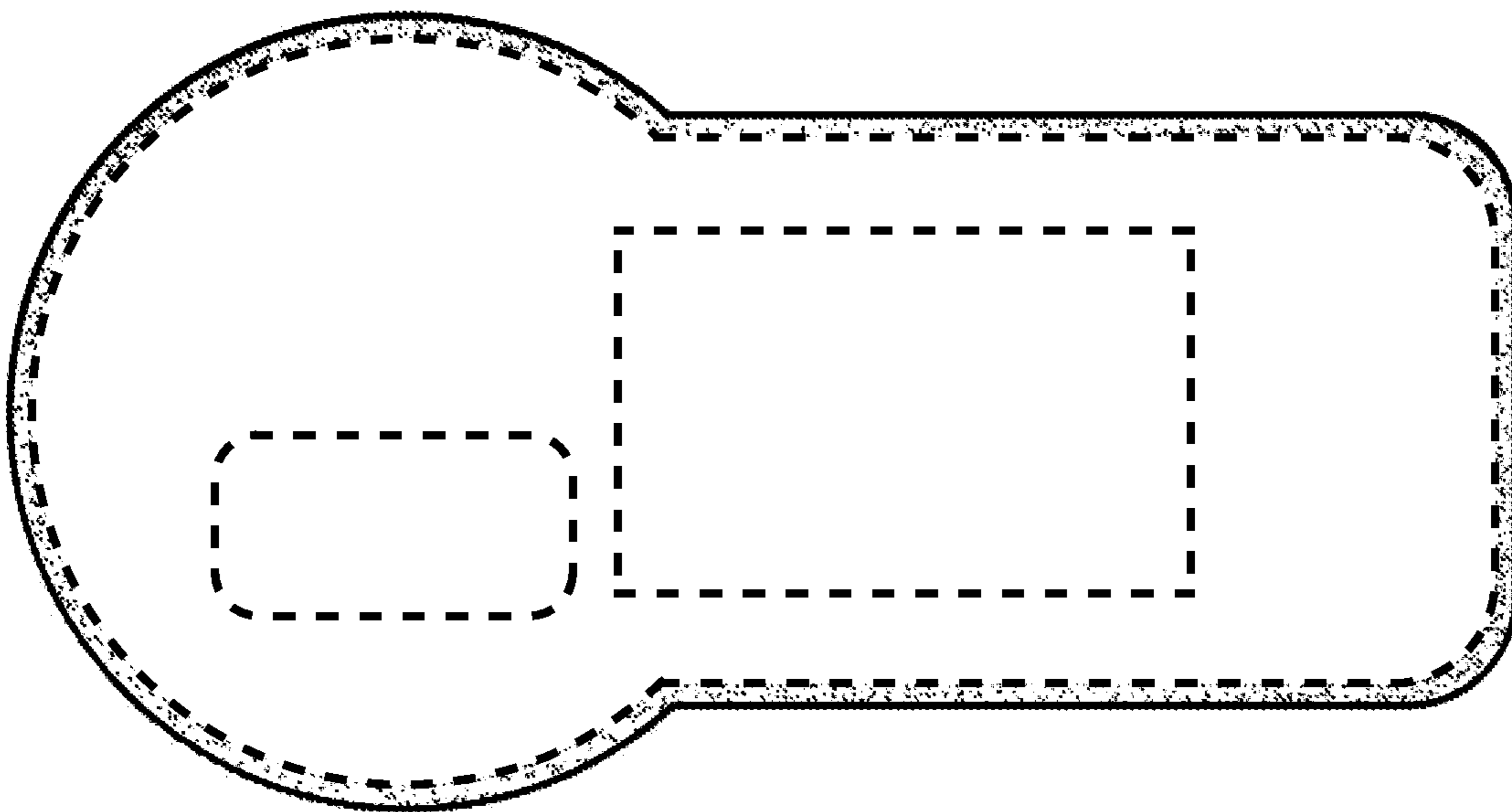


Fig. 3




Fig. 4

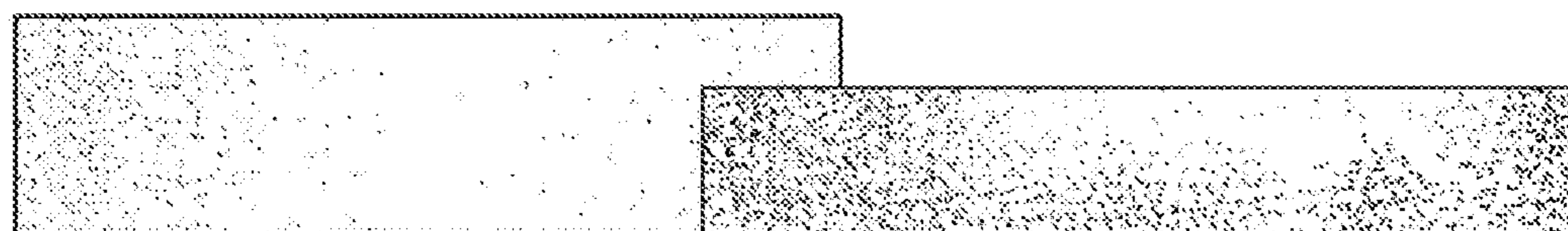


Fig. 5




Fig. 6




Fig. 7