

US00D599856S

(12) **United States Design Patent**
Chen et al.

(10) **Patent No.:** **US D599,856 S**

(45) **Date of Patent:** **** Sep. 8, 2009**

(54) **RING BINDER CLIPBOARD**

(75) Inventors: **Peter Chen**, West Windsor, NJ (US);
Jungkun Lee, Edison, NJ (US)

(73) Assignee: **Officemate International Corp.**,
Edison, NJ (US)

(**) Term: **14 Years**

(21) Appl. No.: **29/307,643**

(22) Filed: **May 2, 2008**

(51) **LOC (9) Cl.** **19-02**

(52) **U.S. Cl.** **D19/88**

(58) **Field of Classification Search** D3/201,
D3/247, 273, 276, 282, 284, 292, 294, 900;
D6/632, 633, 634; D14/318; D19/26, 27,
D19/52, 86, 87, 88, 90, 91, 92; 108/43; 206/214,
206/215, 425; 248/451, 452; 281/45
See application file for complete search history.

(56) **References Cited**

U.S. PATENT DOCUMENTS

D33,908 S *	1/1901	Miller	D19/26
D314,669 S *	2/1991	Kunimune	D3/282
D326,226 S *	5/1992	Gerhart	D9/423
D379,477 S *	5/1997	Shamoon	D19/88
5,702,126 A *	12/1997	Engel	281/29
D398,650 S *	9/1998	Shamoon	D19/88
D435,591 S *	12/2000	Wyant	D19/27
D451,964 S *	12/2001	Chan	D19/90
D459,391 S *	6/2002	Huang	D19/27
D475,748 S *	6/2003	Shamoon	D19/88
D492,358 S *	6/2004	Chen	D19/88
D494,000 S *	8/2004	Palmer	D6/632
D495,185 S *	8/2004	Palmer	D6/632
D495,746 S *	9/2004	Chen	D19/88

D500,204 S *	12/2004	Hillman	D3/301
D500,800 S *	1/2005	Shamoon	D19/88
D504,463 S *	4/2005	Wehmeyer	D19/26
D510,389 S *	10/2005	Shamoon	D19/88
D513,038 S *	12/2005	Ong	D19/26
D526,018 S *	8/2006	Salander et al.	D19/26
D575,826 S *	8/2008	Chen et al.	D19/88
D578,162 S *	10/2008	Chen et al.	D19/88
D581,411 S *	11/2008	Kumano	D14/318
D591,343 S *	4/2009	Hussy et al.	D19/27
2003/0071454 A1 *	4/2003	Muchin et al.	281/31
2004/0164543 A1 *	8/2004	Yamamoto et al.	281/29

* cited by examiner

Primary Examiner—Elizabeth A Albert

(74) *Attorney, Agent, or Firm*—Daniel Kirshner

(57) **CLAIM**

The ornamental design for a ring binder clipboard, as shown and described.

DESCRIPTION

FIG. 1 is a front perspective view of a ring binder clipboard showing the new design;

FIG. 2 is a front perspective view thereof;

FIG. 3 is a top view thereof;

FIG. 4 is a bottom view thereof;

FIG. 5 is a right side view thereof;

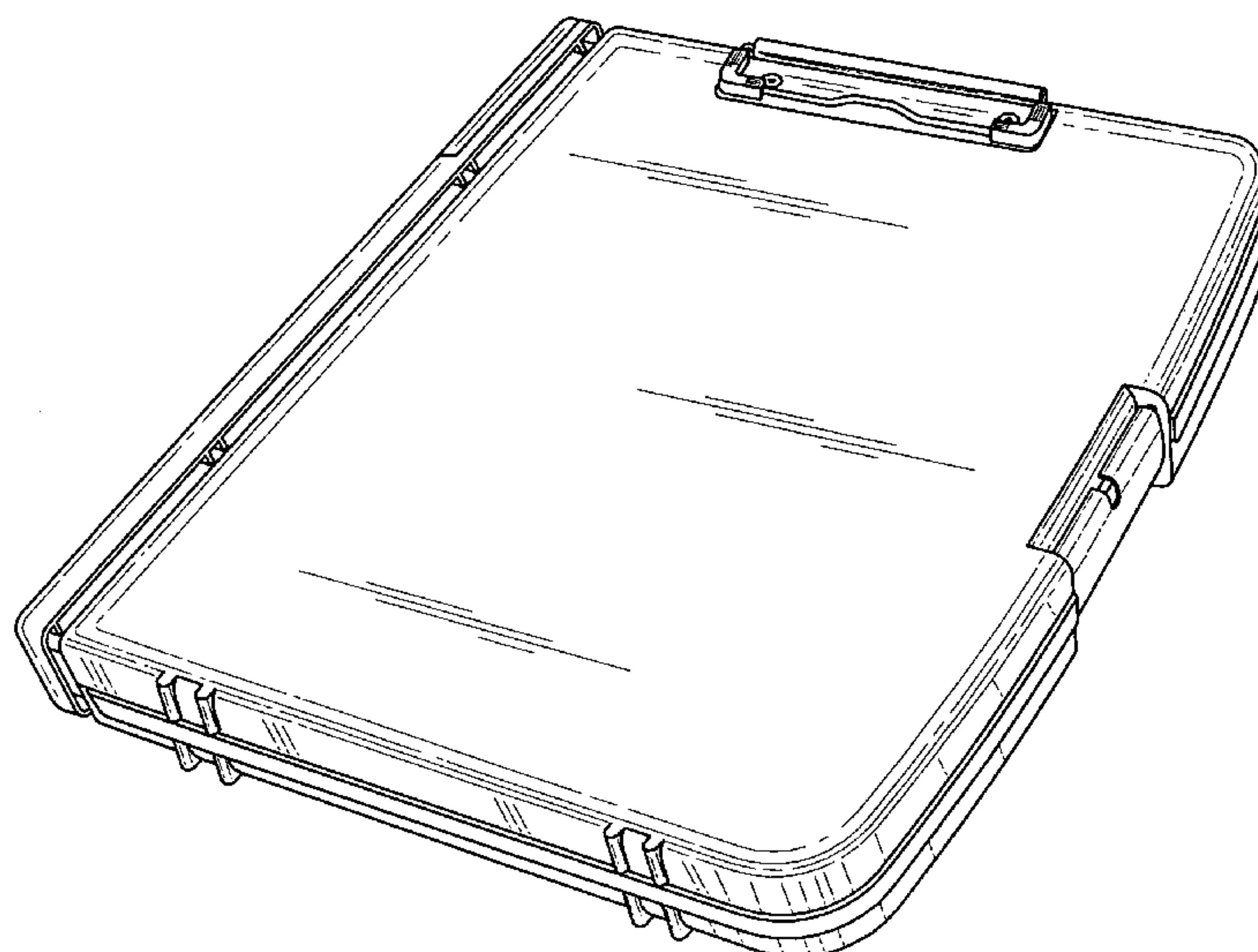
FIG. 6 is a left side view thereof;

FIG. 7 is a front elevational view thereof;

FIG. 8 is a rear elevational view thereof; and,

FIG. 9 is a front perspective view showing the ring binder clipboard in its open condition.

1 Claim, 9 Drawing Sheets



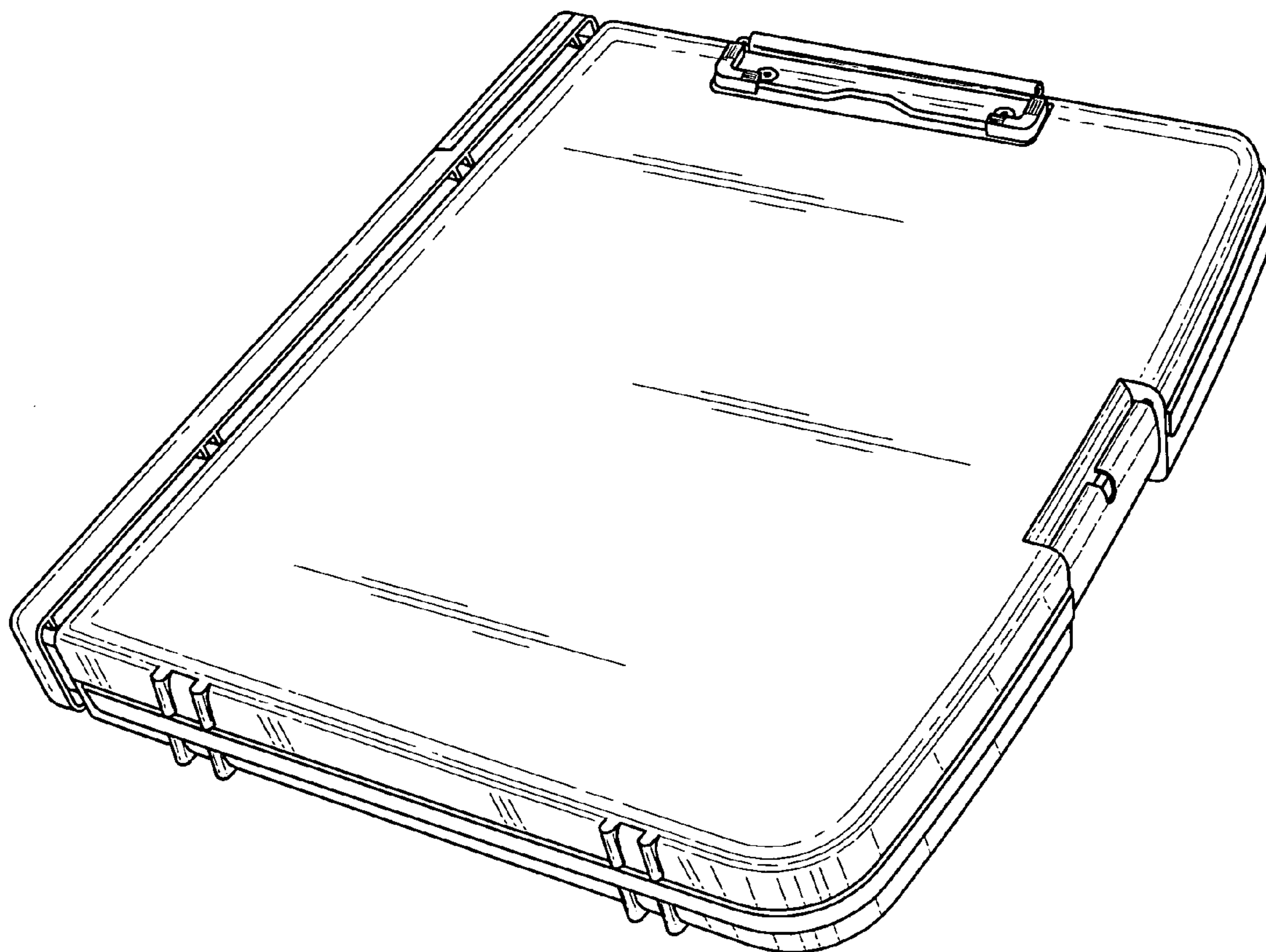


FIG. 1

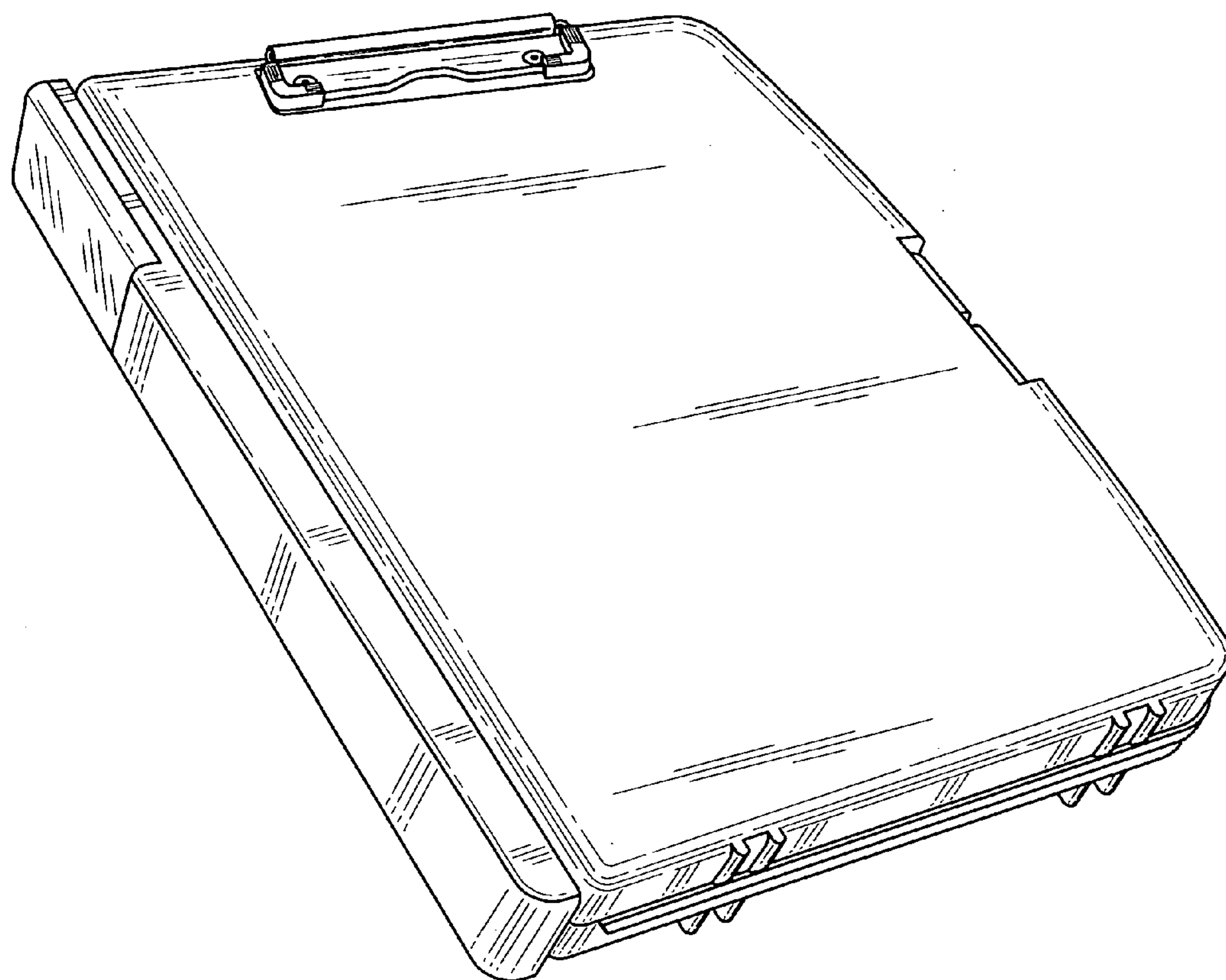


FIG. 2




FIG. 3

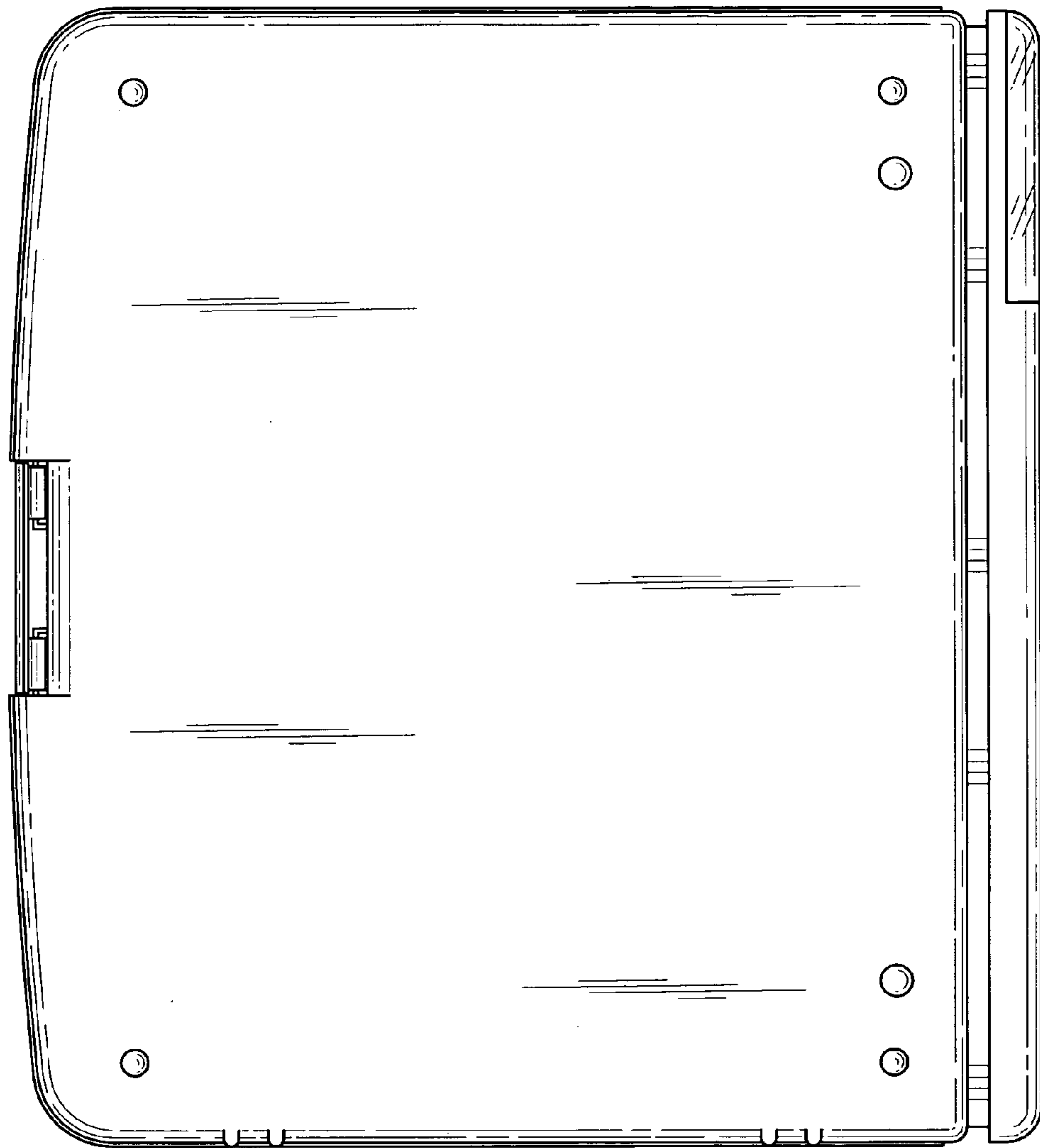


FIG. 4

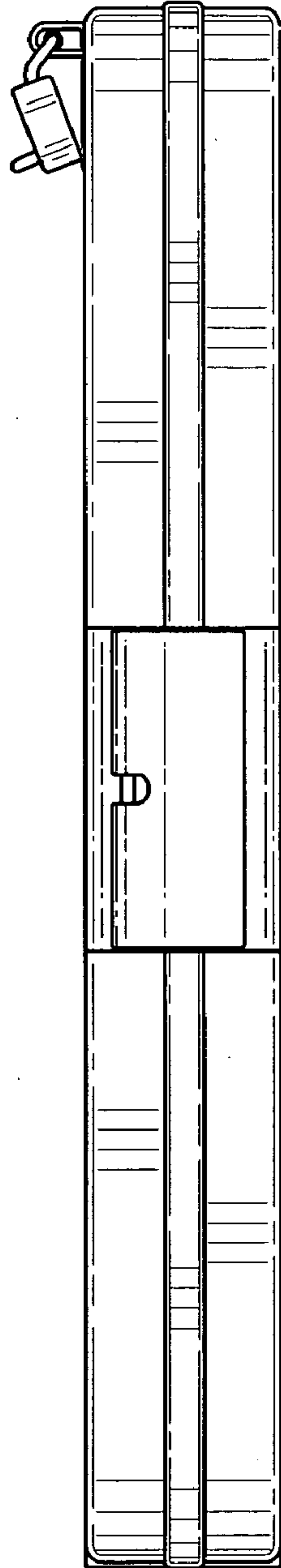


FIG. 5




FIG. 6

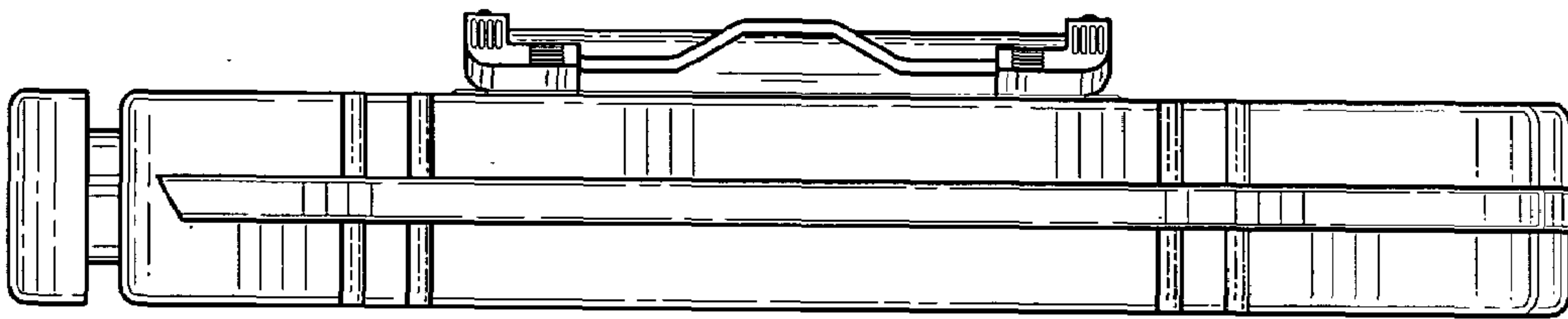


FIG. 7

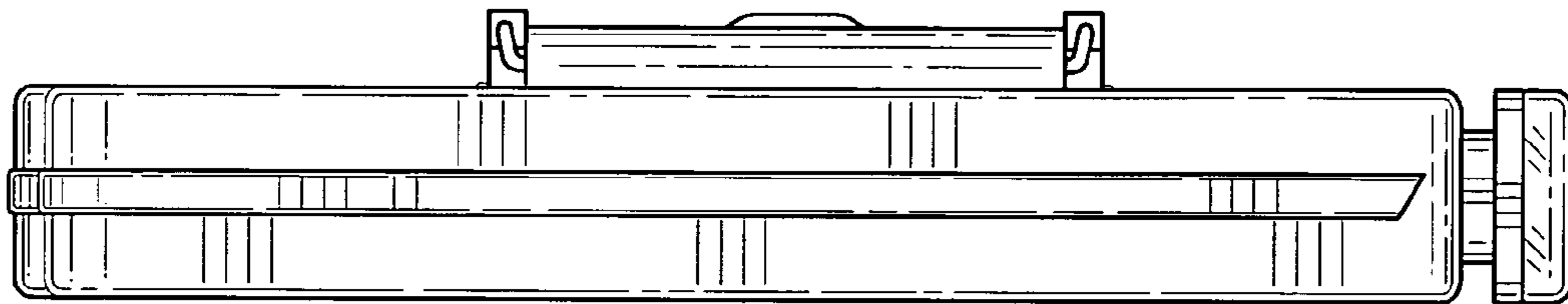


FIG. 8

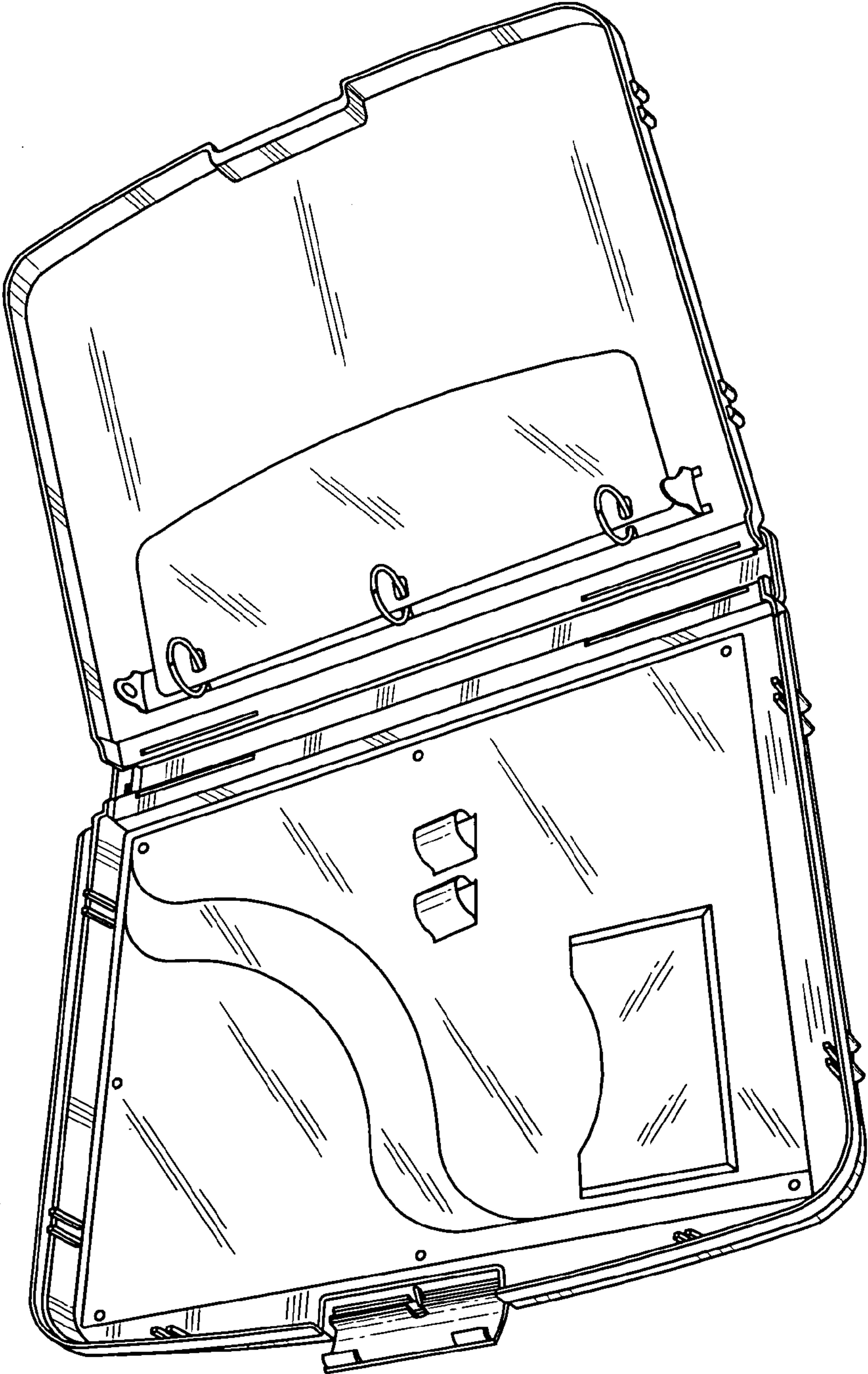


FIG. 9