



US00D599850S

(12) **United States Design Patent**
Savoy

(10) **Patent No.:** **US D599,850 S**
(45) **Date of Patent:** **** Sep. 8, 2009**

(54) **PLANNER BOOKLET**

D477,634 S 7/2003 Malone
D523,078 S 6/2006 Ong

(75) Inventor: **Harolde M. Savoy**, Dallas, TX (US)

(73) Assignee: **Les Entreprises Dominion Blueline Inc.**, Saint-Jean-sur-Richelieu (CA)

(Continued)

(**) Term: **14 Years**

FOREIGN PATENT DOCUMENTS

(21) Appl. No.: **29/328,393**

EP 0567714 A1 4/1992

(22) Filed: **Nov. 24, 2008**

OTHER PUBLICATIONS

Related U.S. Application Data

Kyle R. Grabowski, "Office Action," mailed Oct. 15, 2007, 11 pgs., issued in U.S. Appl. No. 11/606,207, U.S. Patent and Trademark Office.

(63) Continuation of application No. 29/322,774, filed on Aug. 12, 2008, now Pat. No. Des. 583,863, which is a continuation of application No. 11/606,207, filed on Nov. 30, 2006, now abandoned.

(Continued)

(51) **LOC (9) Cl.** **19-04**

Primary Examiner—Cathron C Brooks

(52) **U.S. Cl.** **D19/26**

Assistant Examiner—Austin Murphy

(58) **Field of Classification Search** D6/626,
D6/632, 407; D3/303, 301; D19/27, 26,
D19/90, 30, 31; D9/423; 402/73; 281/37,
281/31, 4, 29, 2

(74) *Attorney, Agent, or Firm*—Haynes and Boone, LLP

See application file for complete search history.

(57) **CLAIM**

The ornamental design for a planner booklet, as shown and described.

(56) **References Cited**

DESCRIPTION

U.S. PATENT DOCUMENTS

2,865,659 A	12/1958	Zimmermann	
3,620,552 A	11/1971	Woodcock et al.	
D257,264 S	10/1980	Savatteri	
D304,343 S	10/1989	Popat et al.	
D308,225 S	5/1990	Dressler	
4,971,361 A	11/1990	Whiting	
5,104,146 A	4/1992	Schulz et al.	
D377,946 S	2/1997	French et al.	
D410,769 S *	6/1999	Dorizas	D3/201
D413,725 S	9/1999	Hartmann et al.	
6,024,508 A	2/2000	Lippeth et al.	
6,089,607 A	7/2000	Kenney et al.	
D449,732 S *	10/2001	Dorizas	D3/201
D449,927 S	11/2001	Dorizas	
D455,781 S	4/2002	Jobelius et al.	

FIG. 1 is a perspective view of the planner booklet showing my new design;

FIG. 2 is another perspective view thereof;

FIG. 3. is a front elevational view thereof;

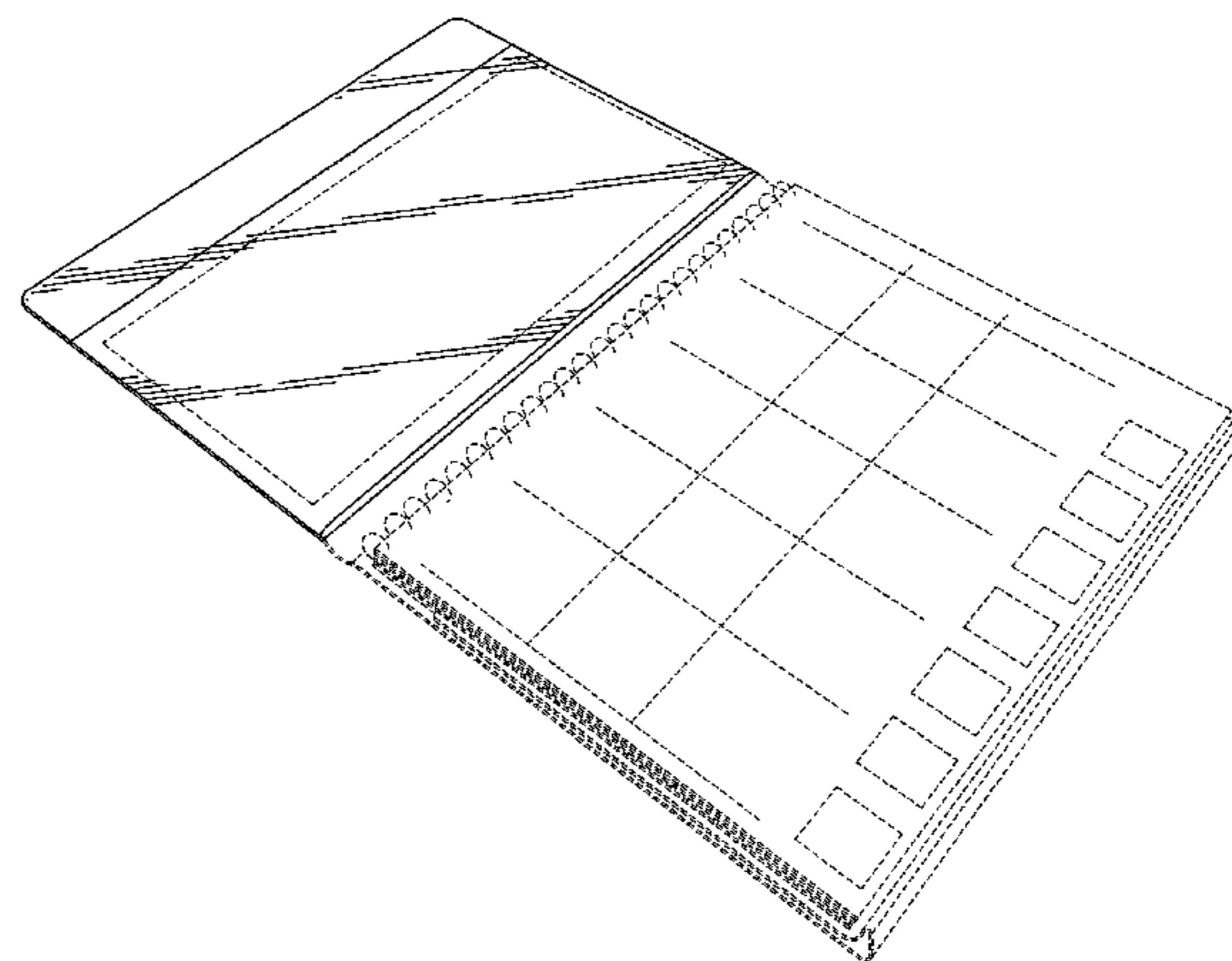
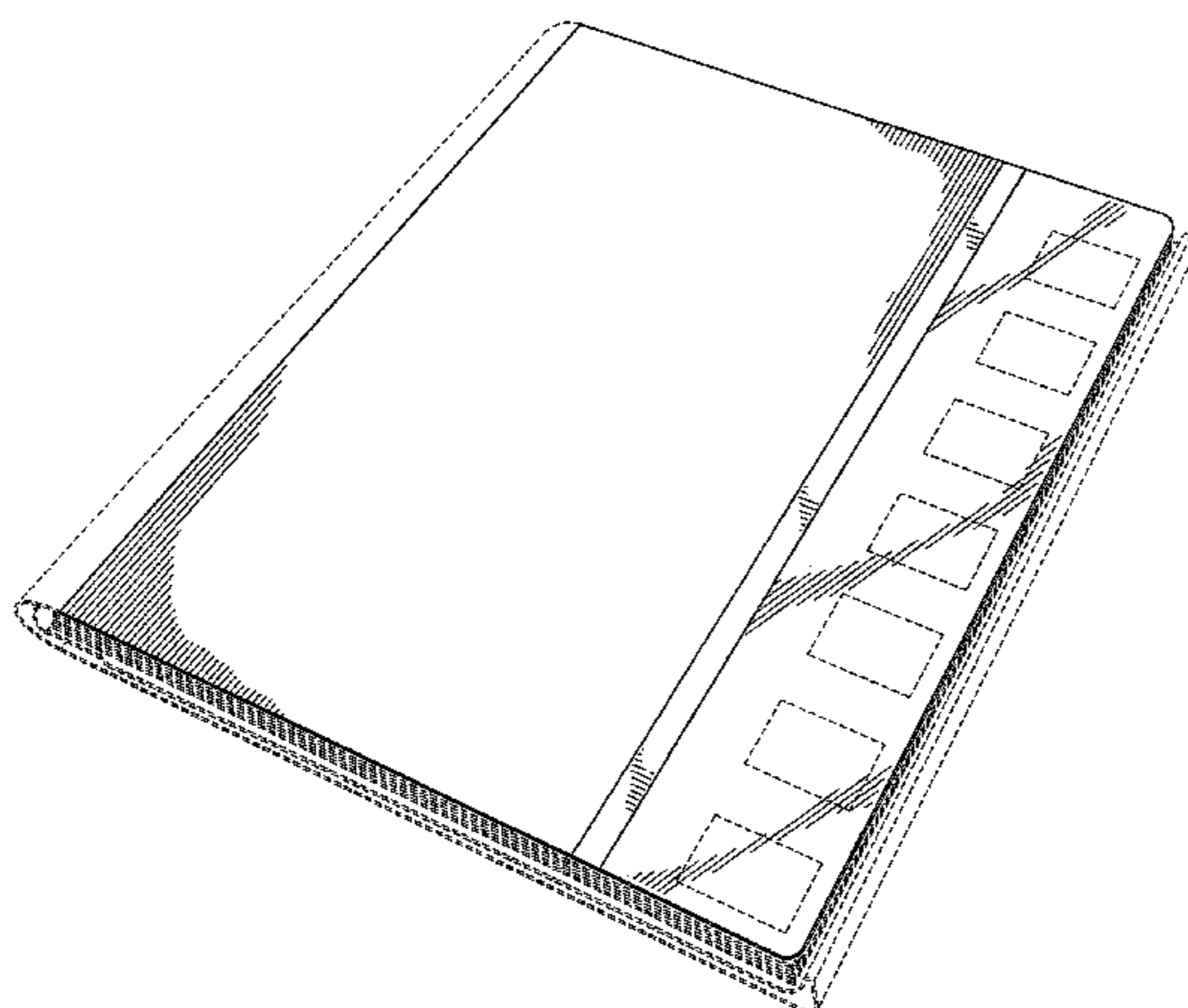
FIG. 4 is a top plan view thereof;

FIG. 5 is a bottom plan view thereof; and,

FIG. 6 is a right side elevational view thereof.

The broken lines shown in the drawings depict unclaimed portions of the planner booklet and form no part of the claimed design.

1 Claim, 4 Drawing Sheets



US D599,850 S

Page 2

U.S. PATENT DOCUMENTS

D542,021 S * 5/2007 Dunshee et al. D3/203.5
D549,283 S 8/2007 Bharna
D557,739 S 12/2007 Bharna
D573,637 S 7/2008 Bharna
D583,863 S 12/2008 Savoy
2002/0074791 A1 6/2002 Wien et al.
2003/0209903 A1 11/2003 Morris
2007/0120356 A1 5/2007 Savoy

OTHER PUBLICATIONS

Kyle R. Grabowski, "Office Action," mailed May 12, 2008, 10 pgs., issued in U.S. Appl. No. 11/606,207, U.S. Patent and Trademark Office.

Murphy, Austin, "Notice of Allowance and Fee(s) Due," mailed Oct. 3, 2008; 10 pages, issued in U.S. Appl. No. 29/322,774, U.S. Patent and Trademark Office.

U.S. Appl. No. 60/740,666, filed Nov. 30, 2005, Savoy.

U.S. Appl. No. 29/328,400, filed Nov. 24, 2008, Savoy.

* cited by examiner

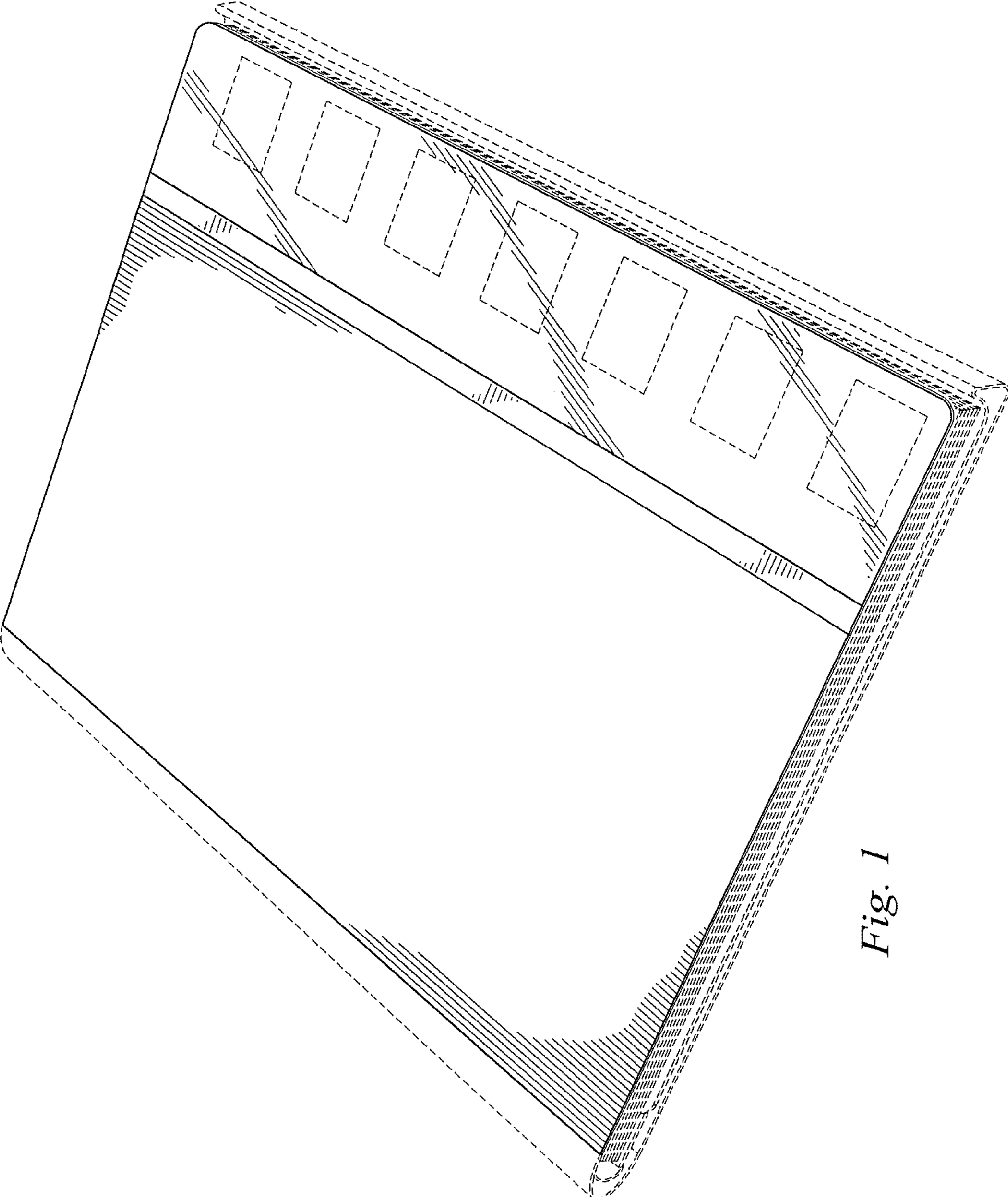


Fig. 1

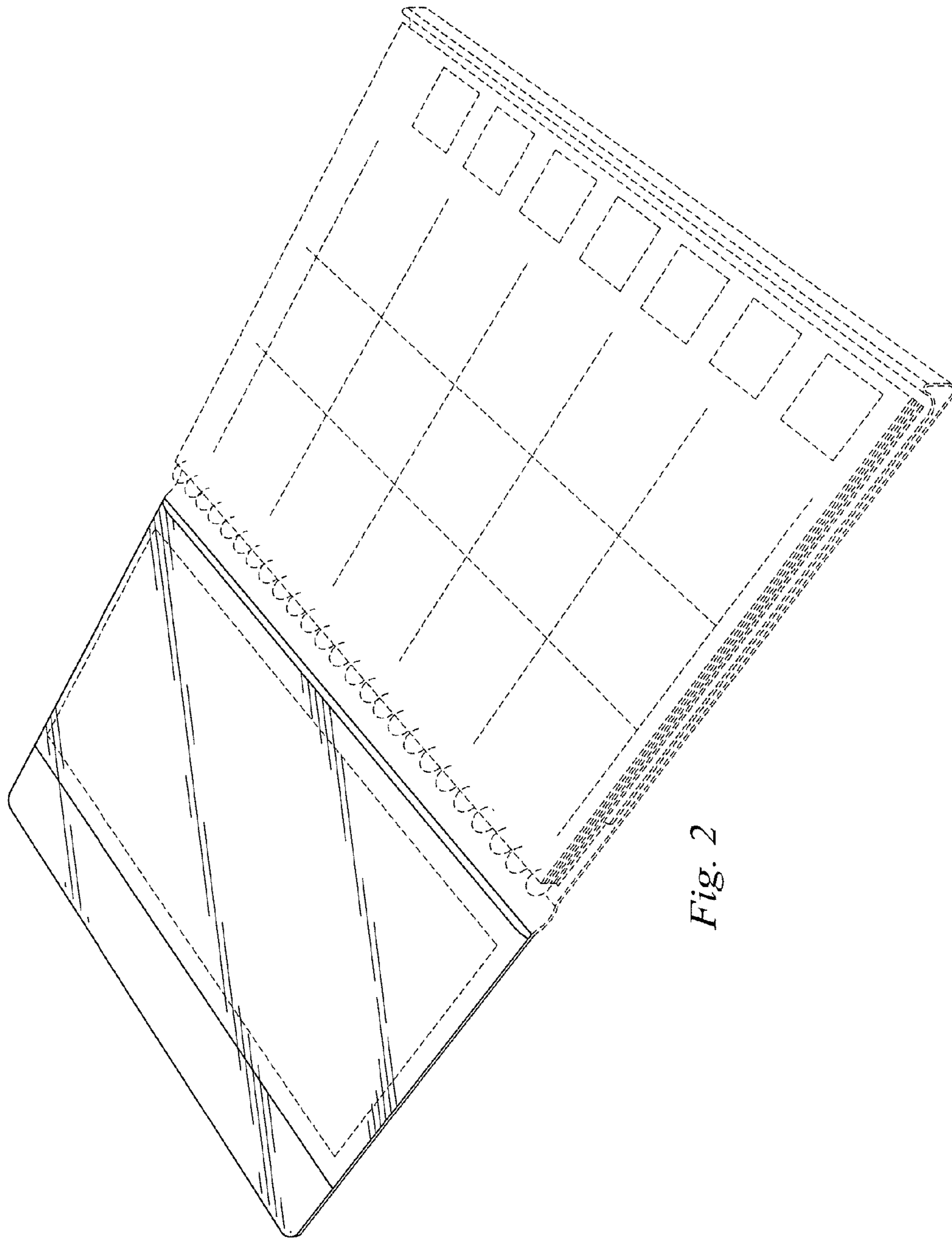


Fig. 2

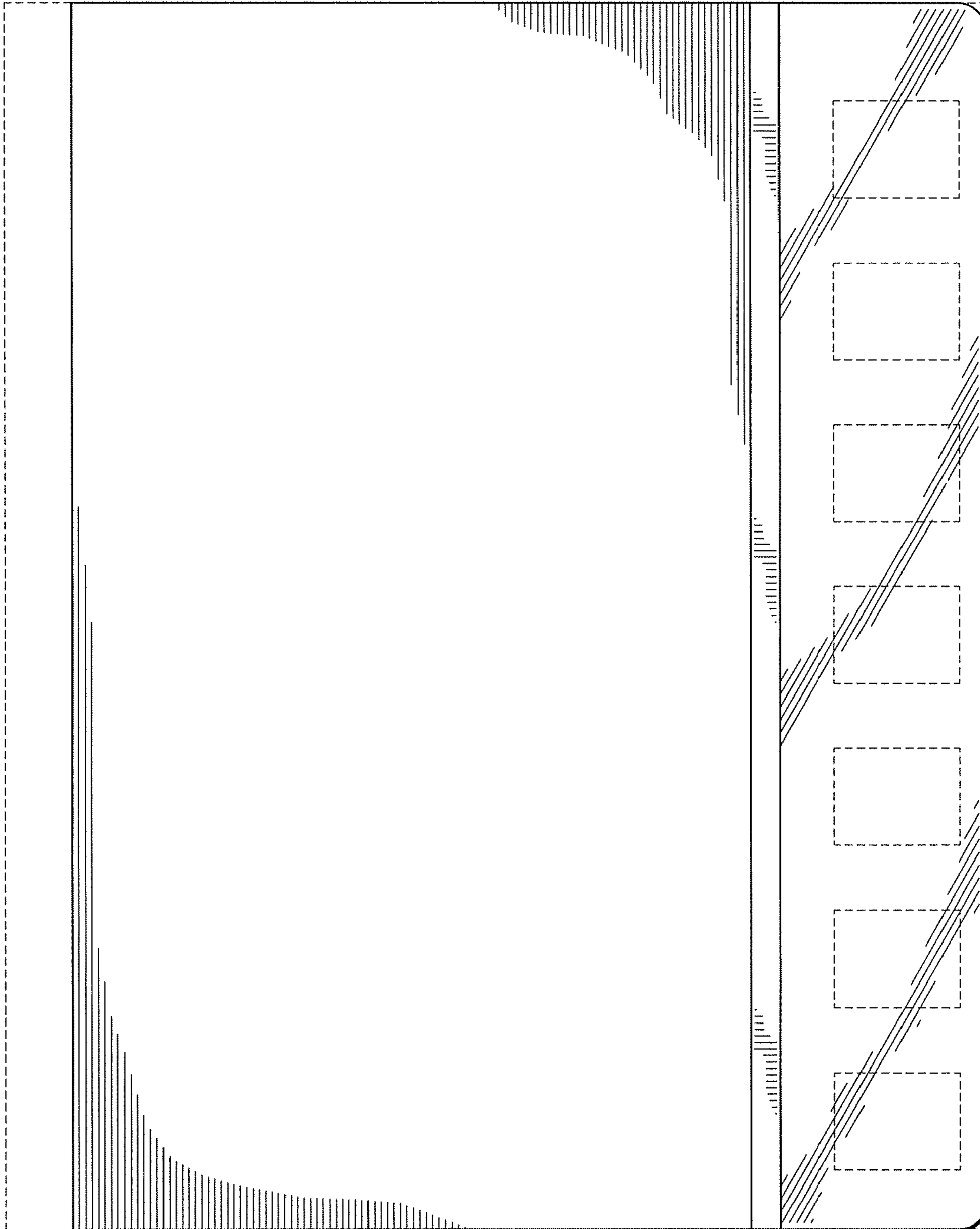


Fig. 3



Fig. 4




Fig. 5




Fig. 6