



US00D599842S

(12) **United States Design Patent**
Palmer

(10) **Patent No.:** **US D599,842 S**

(45) **Date of Patent:** **** Sep. 8, 2009**

(54) **CALCULATOR**

(76) **Inventor:** **Andrew Palmer**, 72764 San Juan Dr.,
Palm Dessert, CA (US) 92260

(**) **Term:** **14 Years**

(21) **Appl. No.:** **29/313,400**

(22) **Filed:** **Dec. 31, 2008**

(51) **LOC (9) Cl.** **18-01**

(52) **U.S. Cl.** **D18/7; D21/478**

(58) **Field of Classification Search** D14/218,
D14/341-347, 387; D18/1, 2, 4.4, 4.5, 6-12,
D18/12.1-12.3; D21/478, 512; 235/58 R,
235/59 A, 59 BC, 59 BD, 59 BE, 59 BF,
235/59 BG, 59 BH, 59 CP, 59 T, 59 TP, 61 R;
708/100, 105, 130

See application file for complete search history.

(56) **References Cited**

U.S. PATENT DOCUMENTS

- D304,044 S * 10/1989 Rudell et al. D21/478
- D312,093 S * 11/1990 Wei D18/2
- D361,097 S * 8/1995 Yan D21/478
- D367,502 S * 2/1996 Armendariz et al. D21/478

- D397,741 S * 9/1998 Steinaa D21/478
- D582,969 S * 12/2008 Tonouchi D18/7
- D583,812 S * 12/2008 Asibey D14/346

* cited by examiner

Primary Examiner—Caron Veynar

Assistant Examiner—Garth Rademaker

(74) *Attorney, Agent, or Firm*—Gray Law Firm; Gordon E. Gray, III

(57) **CLAIM**

What is claimed is the ornamental design for a calculator, as shown and described.

DESCRIPTION

FIG. 1 is a perspective view of a calculator showing a new design;

FIG. 2 is a top plan view thereof;

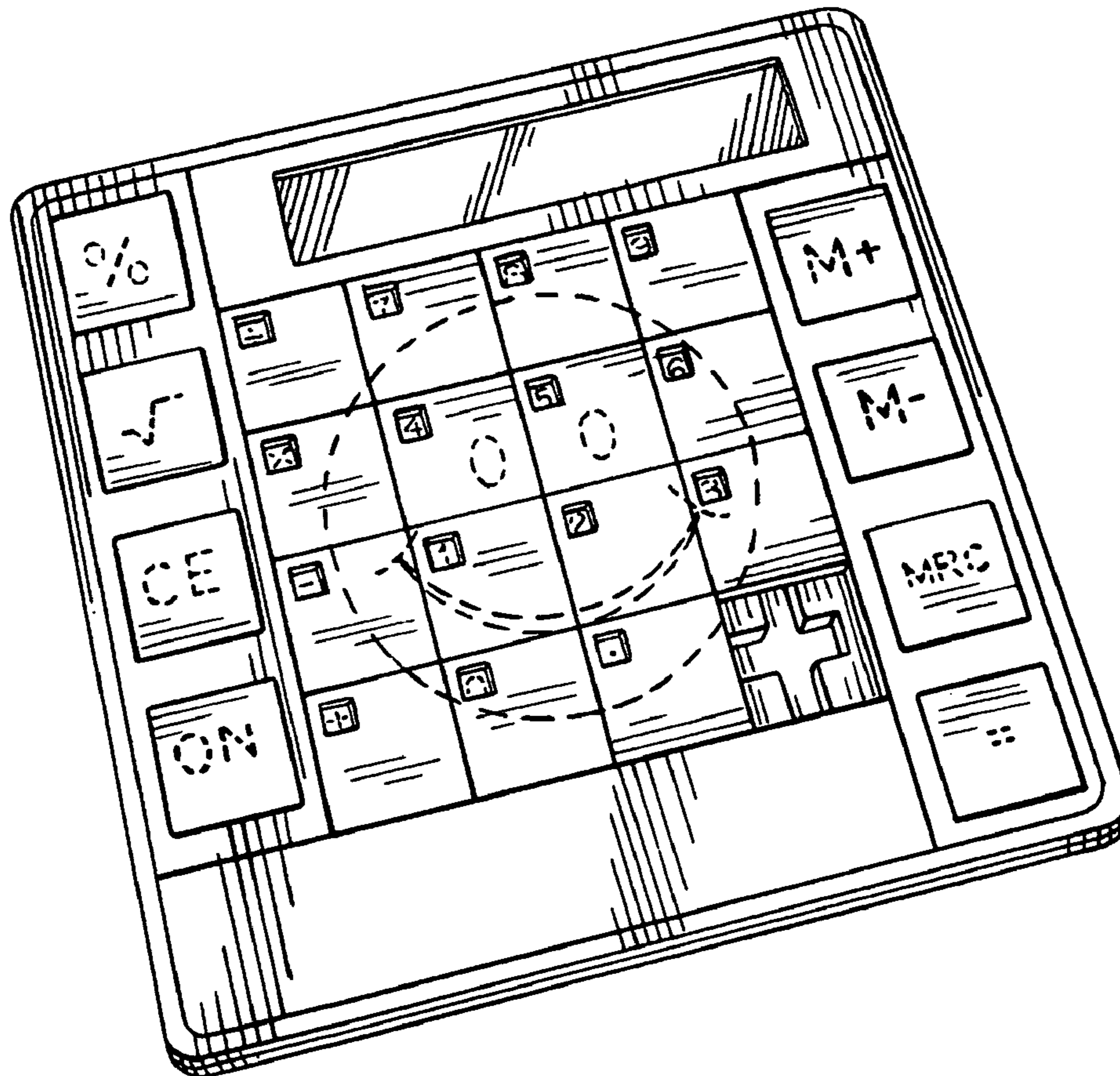
FIG. 3 is a front elevation view thereof;

FIG. 4 is a right side elevation view thereof; and,

FIG. 5 is a back elevation view thereof.

The broken lines depict environmental subject matter only and form no part of the claimed design.

1 Claim, 3 Drawing Sheets



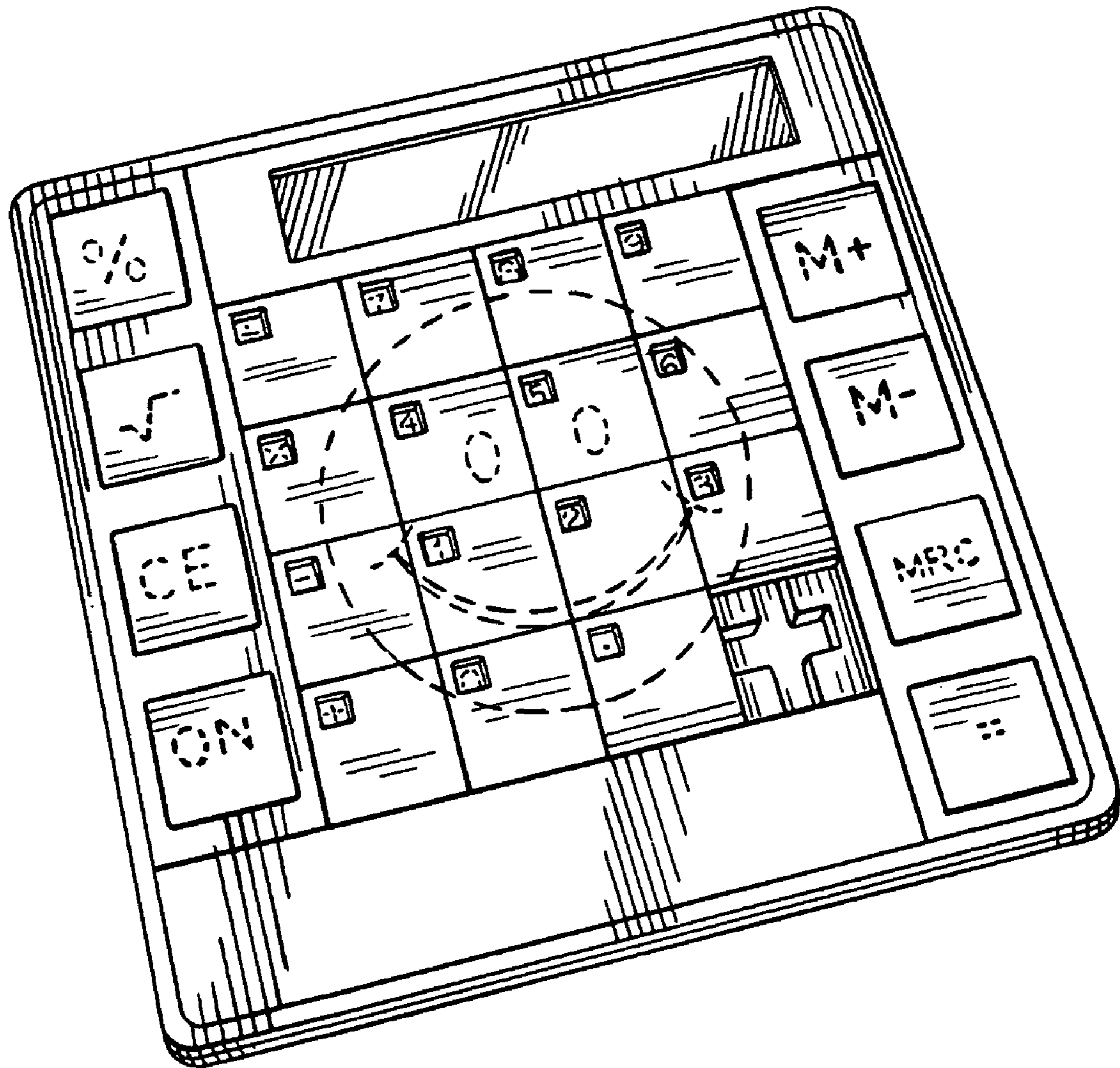


FIG. 1



FIG. 2

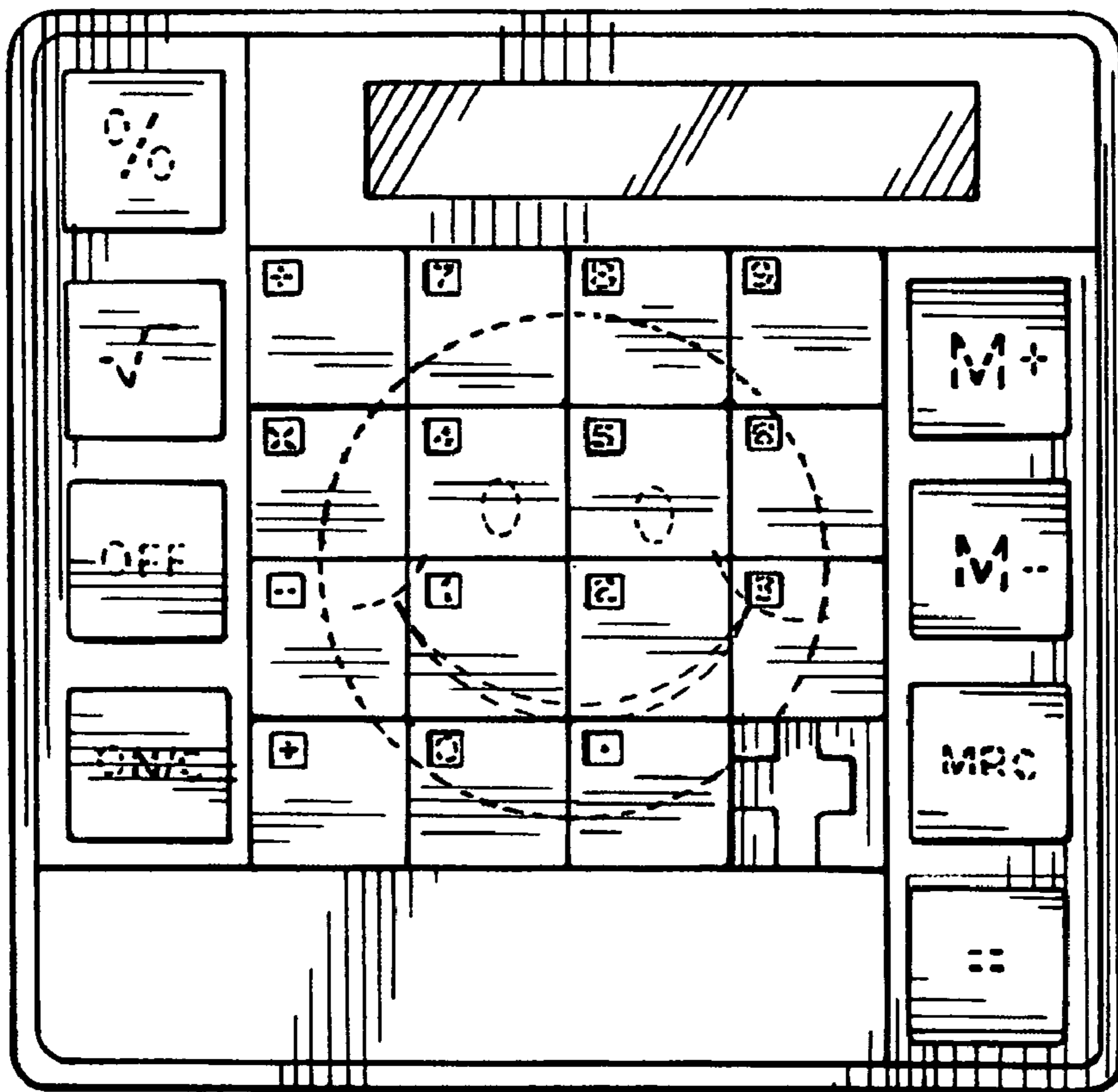


FIG. 3



FIG. 4

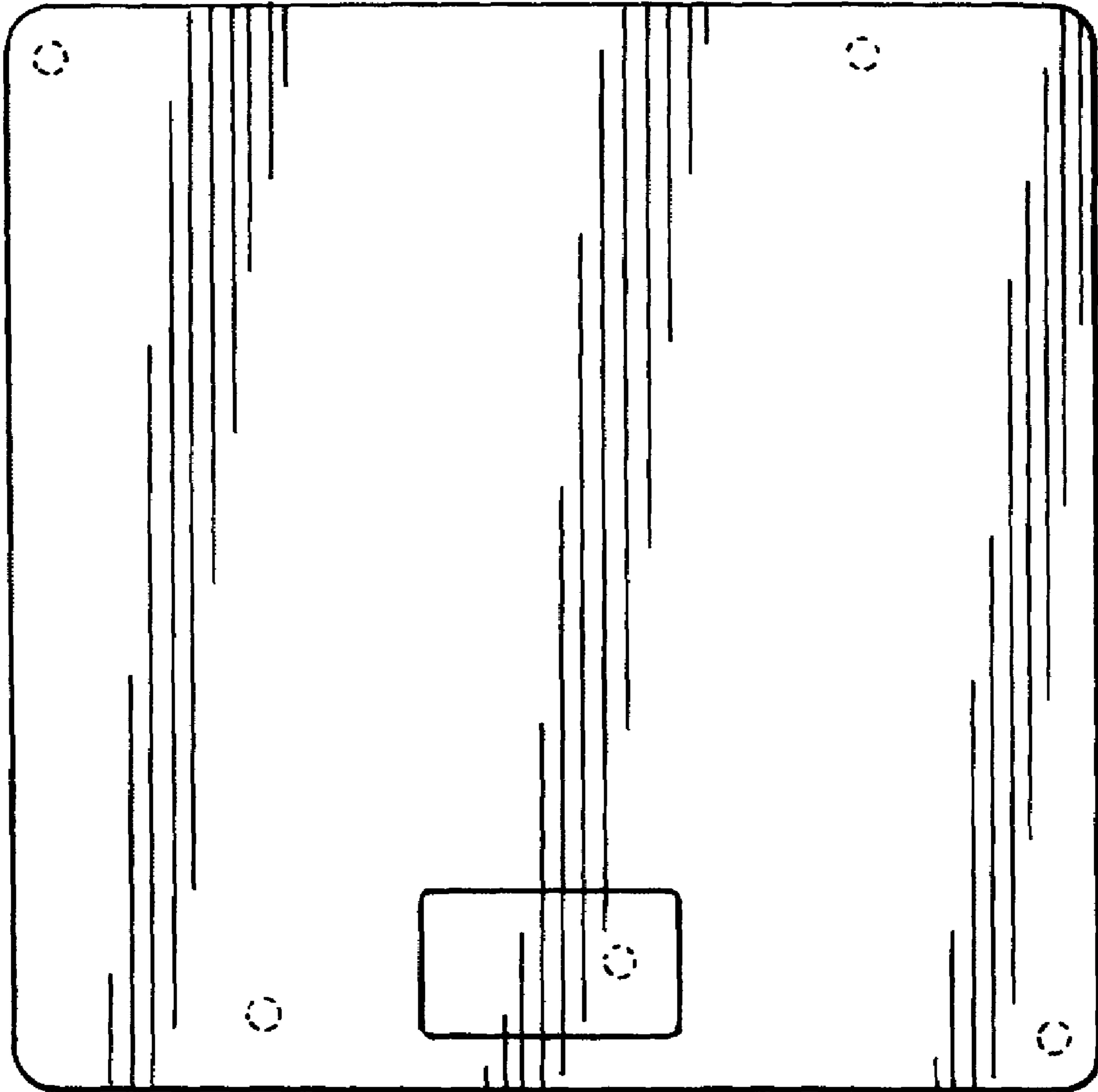


FIG. 5