



US00D599819S

(12) **United States Design Patent**  
**Lew**

(10) **Patent No.:** **US D599,819 S**  
(45) **Date of Patent:** **\*\* Sep. 8, 2009**

(54) **ICON FOR A PORTION OF A DISPLAY SCREEN**

(75) Inventor: **Phoi Heng Lew**, Seattle, WA (US)

(73) Assignee: **Microsoft Corporation**, Redmond, WA (US)

(\*\*) Term: **14 Years**

(21) Appl. No.: **29/328,414**

(22) Filed: **Nov. 24, 2008**

(51) **LOC (9) Cl.** ..... **32-00**

(52) **U.S. Cl.** ..... **D14/495**

(58) **Field of Classification Search** ..... D14/485-495;  
345/596, 636, 902, 949, 950, 951, 952, 955,  
345/957, 960; 715/706, 709, 715, 716, 719,  
715/726, 727, 728, 730, 732, 744, 747, 763,  
715/776, 777, 779, 780, 783, 793, 810, 821,  
715/822, 823, 825, 835, 836, 837, 838, 839,  
715/840, 841, 842, 843, 845, 846, 847, 863,  
715/864, 866, 867, 977; D21/649

See application file for complete search history.

(56) **References Cited**

**U.S. PATENT DOCUMENTS**

5,267,154	A *	11/1993	Takeuchi et al.	.....	345/473
D400,196	S *	10/1998	Cameron et al.	.....	D14/495
D402,285	S *	12/1998	Ozawa	.....	D14/494
6,285,381	B1 *	9/2001	Sawano et al.	.....	715/726
D462,698	S *	9/2002	Sturm	.....	D14/495
D503,407	S *	3/2005	Kaku	.....	D14/495
6,970,177	B2 *	11/2005	Yamada et al.	.....	345/629
7,065,711	B2 *	6/2006	Hata et al.	.....	715/758

7,342,587	B2 *	3/2008	Danzig et al.	.....	345/473
7,522,165	B2 *	4/2009	Weaver	.....	345/420
2006/0294465	A1 *	12/2006	Ronen et al.	.....	715/706
2008/0168404	A1 *	7/2008	Ording	.....	715/863
2009/0031240	A1 *	1/2009	Hildreth	.....	715/772

**FOREIGN PATENT DOCUMENTS**

EM	000839469-0006	*	12/2007
EM	000999545-0003	*	9/2008
EM	001022842-0008	*	10/2008

**OTHER PUBLICATIONS**

Wii Operation Manual, 2006, pp. 7 and 11.\*  
Do Your Best Jun. 7, 2006, <http://guistyles.com>, retrieved from Internet May 14, 2009.\*

\* cited by examiner

*Primary Examiner*—Cathron C Brooks  
*Assistant Examiner*—Angela J Lee  
(74) *Attorney, Agent, or Firm*—Banner & Witcoff, Ltd


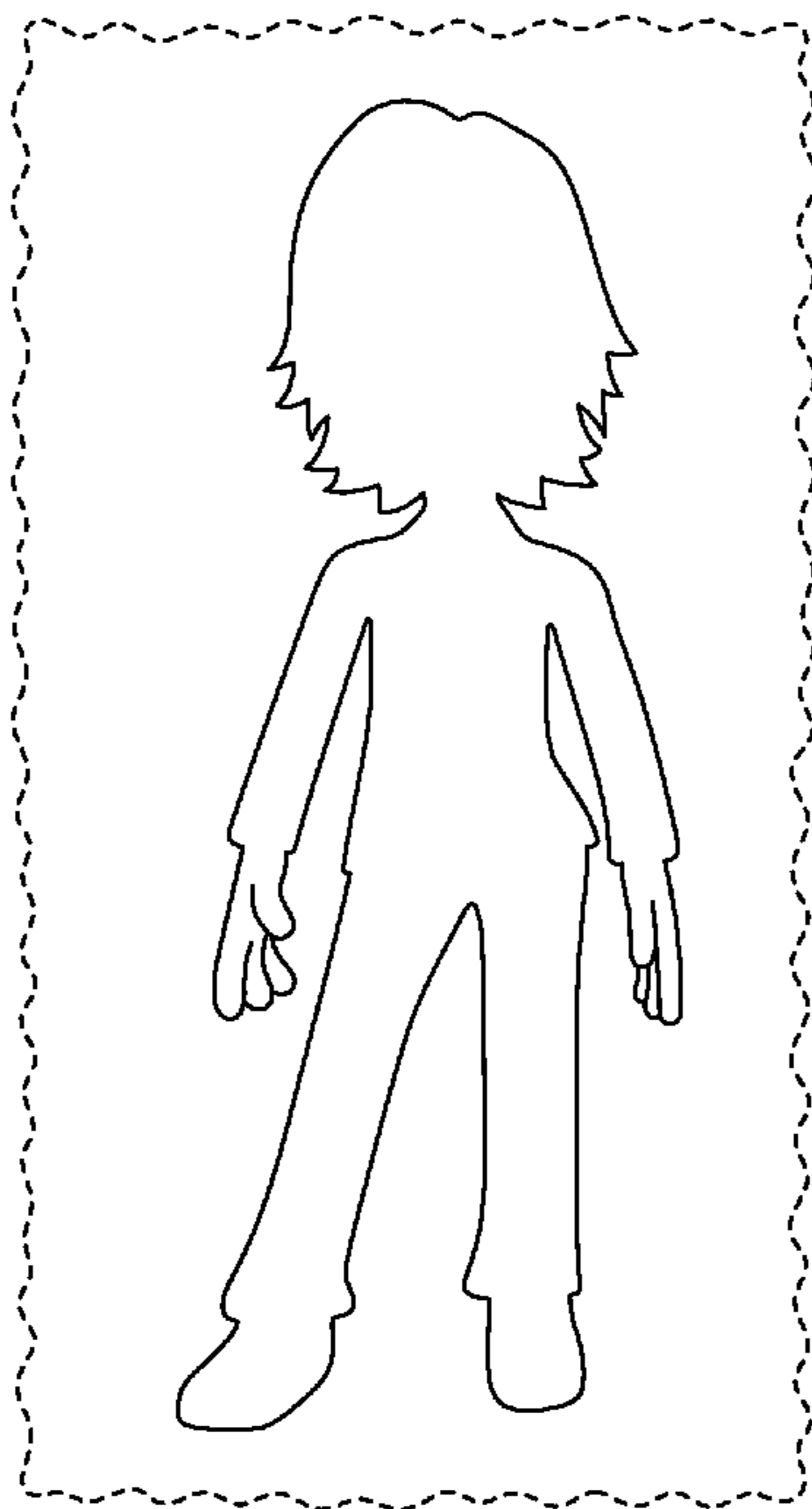
(57) **CLAIM**

The ornamental design for an icon for a portion of a display screen, as shown and described.

**DESCRIPTION**

FIG. 1 is a front view of an icon for a portion of a display screen showing the new design in a first embodiment; and, FIG. 2 is a front view of an icon for a portion of a display screen showing the new design in a second embodiment. The broken lines showing the display screen, and plus symbol in the second embodiment, are for illustrative purposes only and form no part of the claimed design.

**1 Claim, 2 Drawing Sheets**






FIG. 1

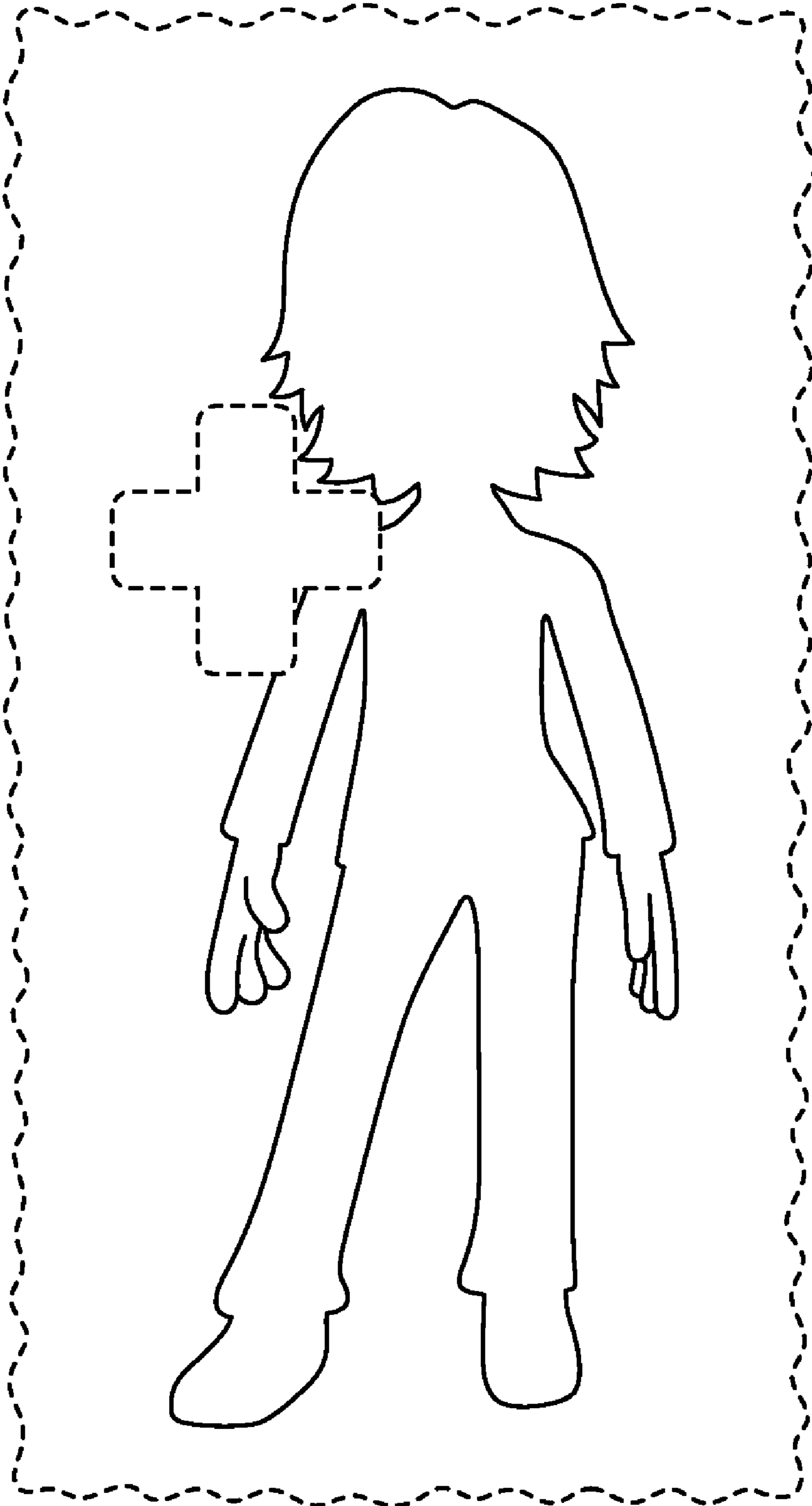


FIG. 2