

US00D599816S

(12) **United States Design Patent**
Kaczmarek

(10) **Patent No.:** **US D599,816 S**

(45) **Date of Patent:** **** Sep. 8, 2009**

(54) **DISPLAY FOR DISHWASHER**

(75) Inventor: **Wolfgang Kaczmarek**, Schwindegg
(DE)

(73) Assignee: **BSH Bosch und Siemens Hausgeraete GmbH**, Munich (DE)

(**) Term: **14 Years**

(21) Appl. No.: **29/310,704**

(22) Filed: **Sep. 4, 2008**

Related U.S. Application Data

(62) Division of application No. 29/232,387, filed on Jun. 17, 2005, now Pat. No. Des. 579,949.

(30) **Foreign Application Priority Data**

Dec. 17, 2004 (EM) 000276431-0001-0041

(51) **LOC (9) Cl.** **32-00**

(52) **U.S. Cl.** **D14/491; D14/492**

(58) **Field of Classification Search** D14/485-95;
D18/26, 31-3; D19/6; D20/11-2, 23-5,
D20/29-32, 36-8; 715/700-867, 973-7
See application file for complete search history.

(56) **References Cited**

U.S. PATENT DOCUMENTS

D153,568 S * 4/1949 Wagner D20/11
D335,466 S * 5/1993 Stewart D10/102
5,615,367 A * 3/1997 Bennett et al. 715/700
D386,477 S * 11/1997 Thomas D14/491
D401,921 S * 12/1998 Christensen D14/489

5,886,697 A * 3/1999 Naughton et al. 715/706
6,100,886 A * 8/2000 Lin 715/709
D510,362 S * 10/2005 Minagawa et al. D14/489
D525,265 S * 7/2006 Rozier D14/489
7,102,613 B1 * 9/2006 Morrish 715/722
D579,949 S * 11/2008 Kaczmarek D14/489
2005/0039145 A1 * 2/2005 Diering et al. 715/853
2006/0117264 A1 * 6/2006 Beaton et al. 715/751

OTHER PUBLICATIONS

1000 Icons, Symbols and Pictograms: Visual Communication for Every Language, by Blackcoffee, Rockport Publishers, Gloucester, MA © 2006, p. 139.*

* cited by examiner

Primary Examiner—Cathron C Brooks

Assistant Examiner—Karen E Kearney

(74) *Attorney, Agent, or Firm*—James E. Howard

(57) **CLAIM**

The ornamental design for a display for dishwasher, as shown and described.

DESCRIPTION

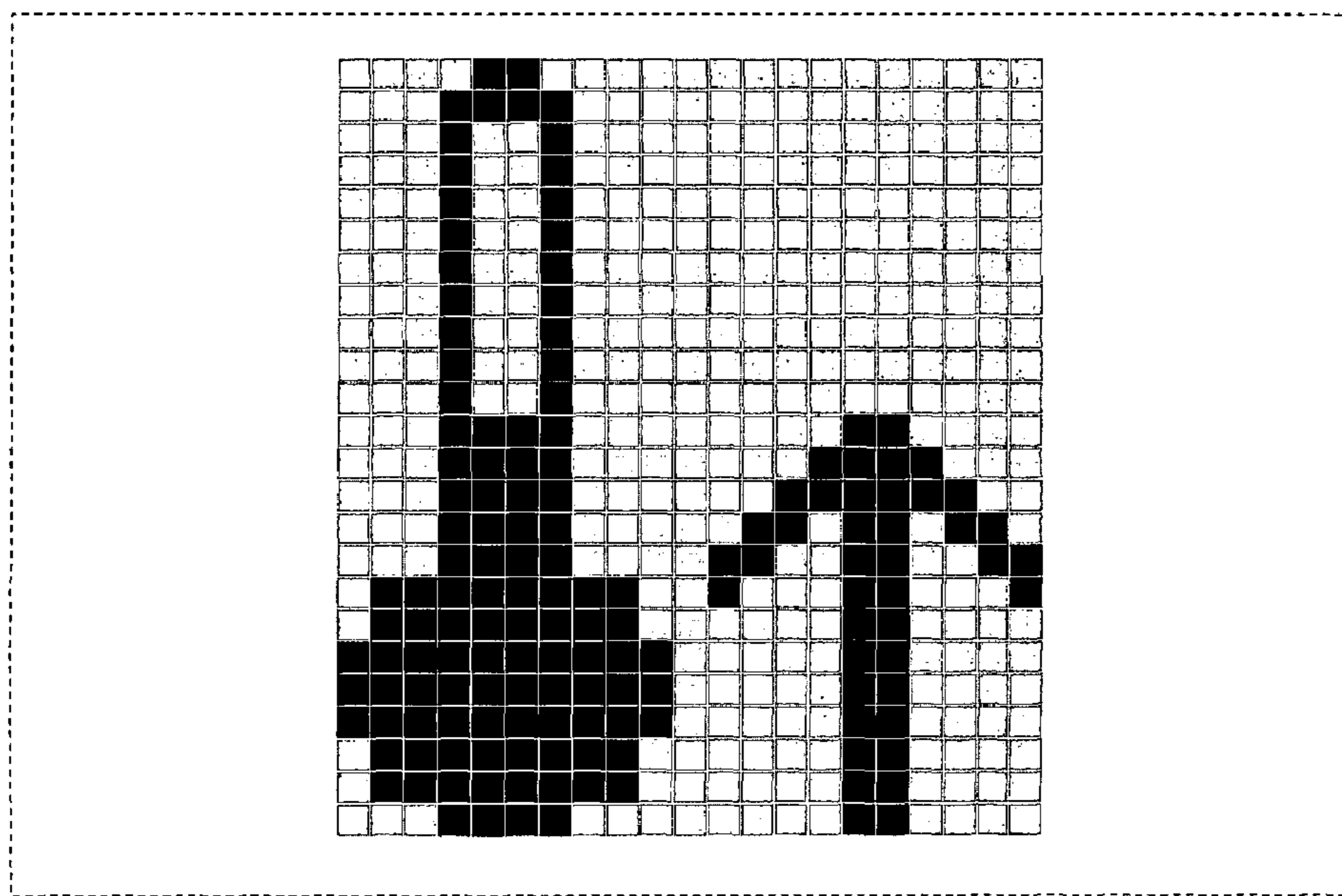
FIG. 1 is a front view of a display for a dishwasher showing my new design;

FIG. 2 is a front view of an alternate configuration thereof; and,

FIG. 3 is a front view of another alternate configuration thereof.

The broken line showing of the display screen is for the purpose of illustrating environmental structure and forms no part of the claimed design.

1 Claim, 3 Drawing Sheets



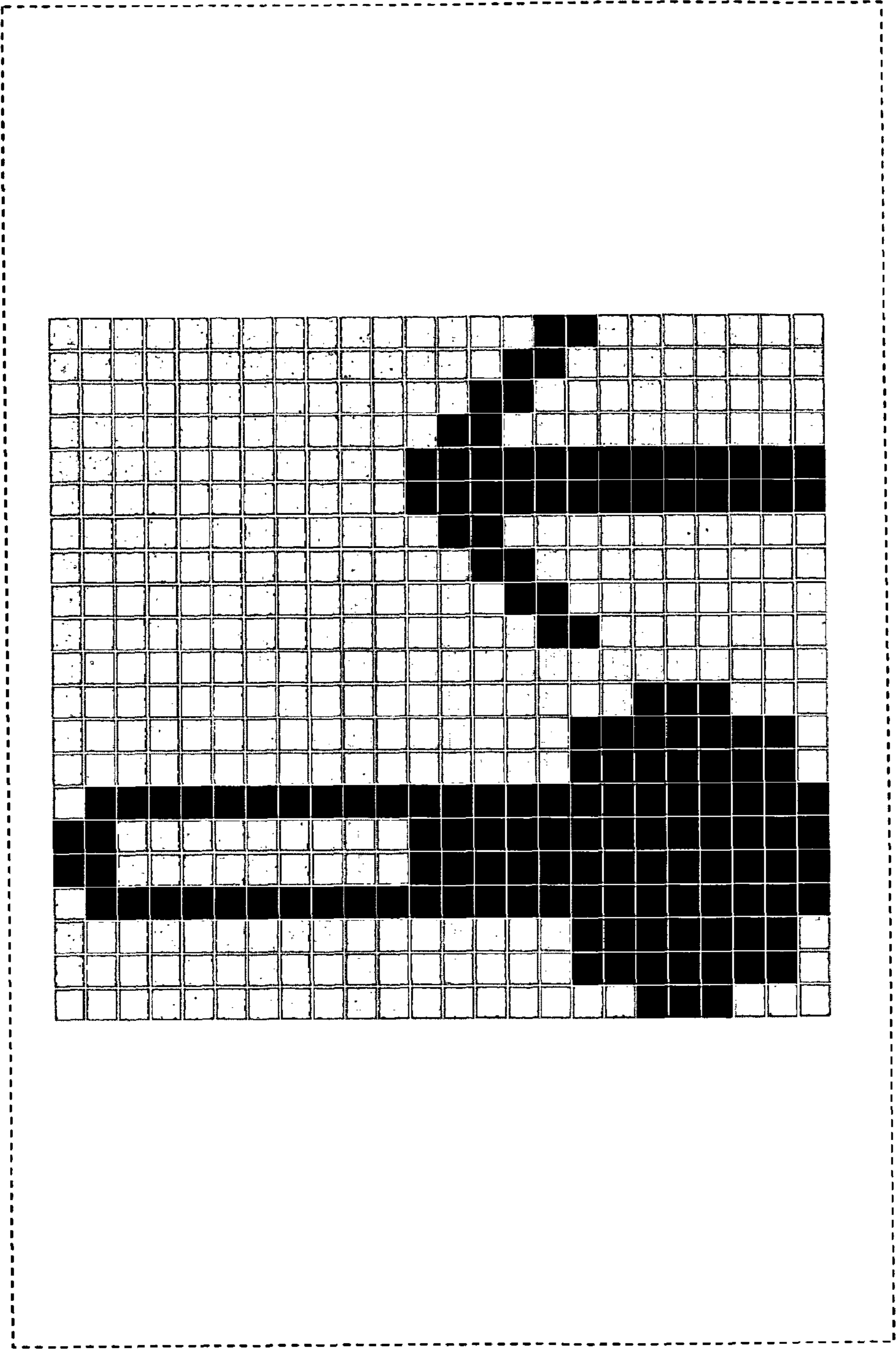


Fig. 1

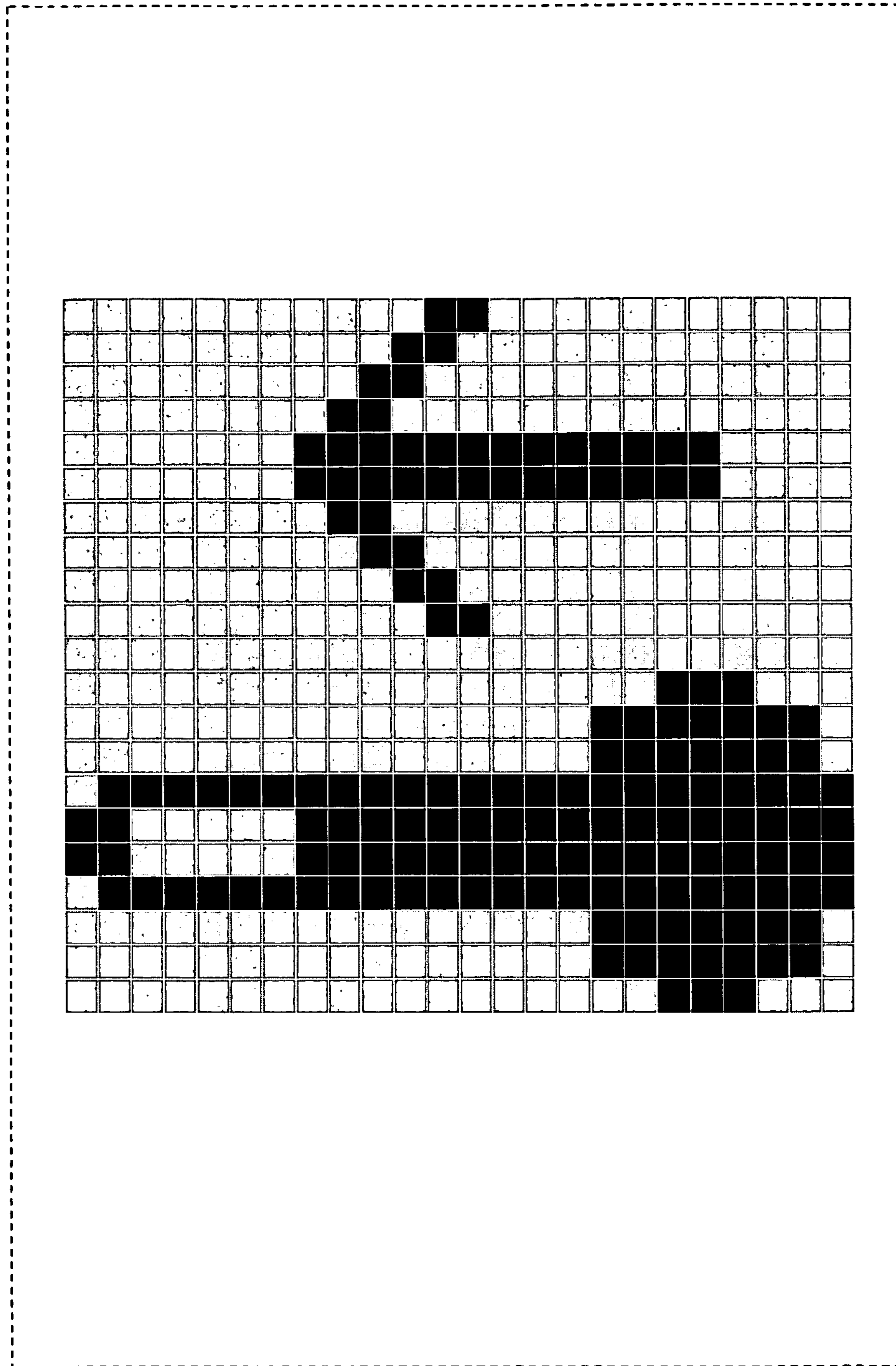


Fig. 2

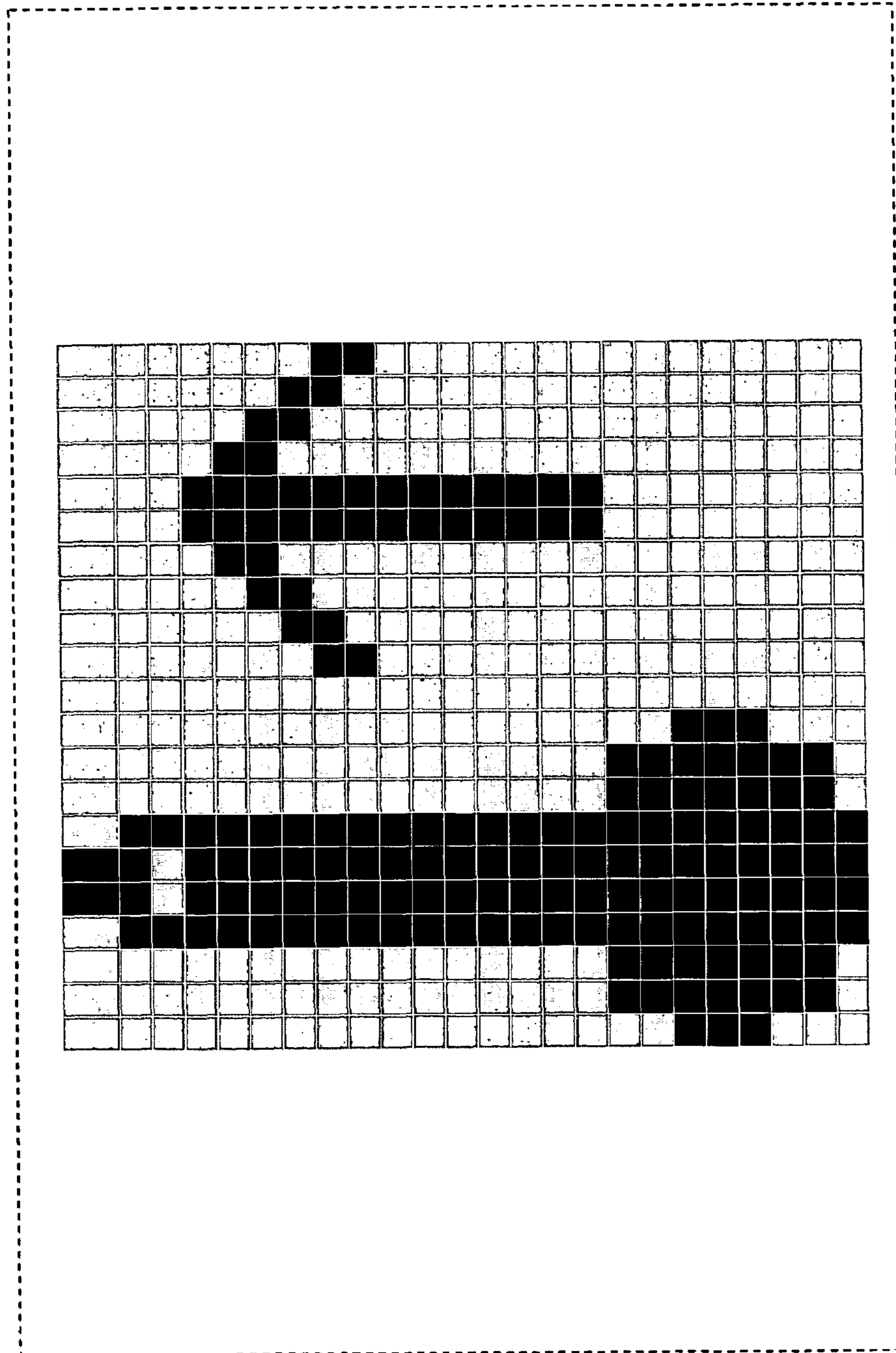


Fig. 3