



US00D599790S

(12) **United States Design Patent**  
**Doehmann**

(10) **Patent No.:** **US D599,790 S**

(45) **Date of Patent:** **\*\* Sep. 8, 2009**

(54) **TONEARM**

(75) Inventor: **Mark Raymond Doehmann**, South  
Melbourne (AU)

(73) Assignee: **Continuum Audio Labs Pty Ltd.**,  
Victoria (AU)

(\*\*) Term: **14 Years**

(21) Appl. No.: **29/285,993**

(22) Filed: **Apr. 19, 2007**

(30) **Foreign Application Priority Data**

Oct. 19, 2006 (AU) ..... 14776/2006

(51) **LOC (9) Cl.** ..... **14-01**

(52) **U.S. Cl.** ..... **D14/262**

(58) **Field of Classification Search** ..... D14/260,  
D14/260.1, 261-265, 299; G9B/3.056, 3.069;  
264/108, 29.1; 369/33.01, 158, 184, 215.1,  
369/216, 249.1, 251

See application file for complete search history.

(56) **References Cited**

**U.S. PATENT DOCUMENTS**

D95,198 S \* 4/1935 Ansley ..... D14/262  
D183,366 S \* 8/1958 Palma ..... D14/262

D253,410 S \* 11/1979 Sasaki ..... D14/262  
4,200,828 A \* 4/1980 Ridler et al.  
4,261,580 A \* 4/1981 Tsukagoshi et al. .... 369/158  
4,337,537 A \* 6/1982 Hirota ..... 369/216  
7,086,071 B2 \* 8/2006 Schroder

\* cited by examiner

*Primary Examiner*—Nanda Bondade

(74) *Attorney, Agent, or Firm*—Myers Bigel Sibley &  
Sajovec, P.A.

(57) **CLAIM**

The ornamental design for a tonearm, as shown and  
described.

**DESCRIPTION**

FIG. 1 is a perspective view of a tonearm;

FIG. 2 is a top view;

FIG. 3 is a bottom view;

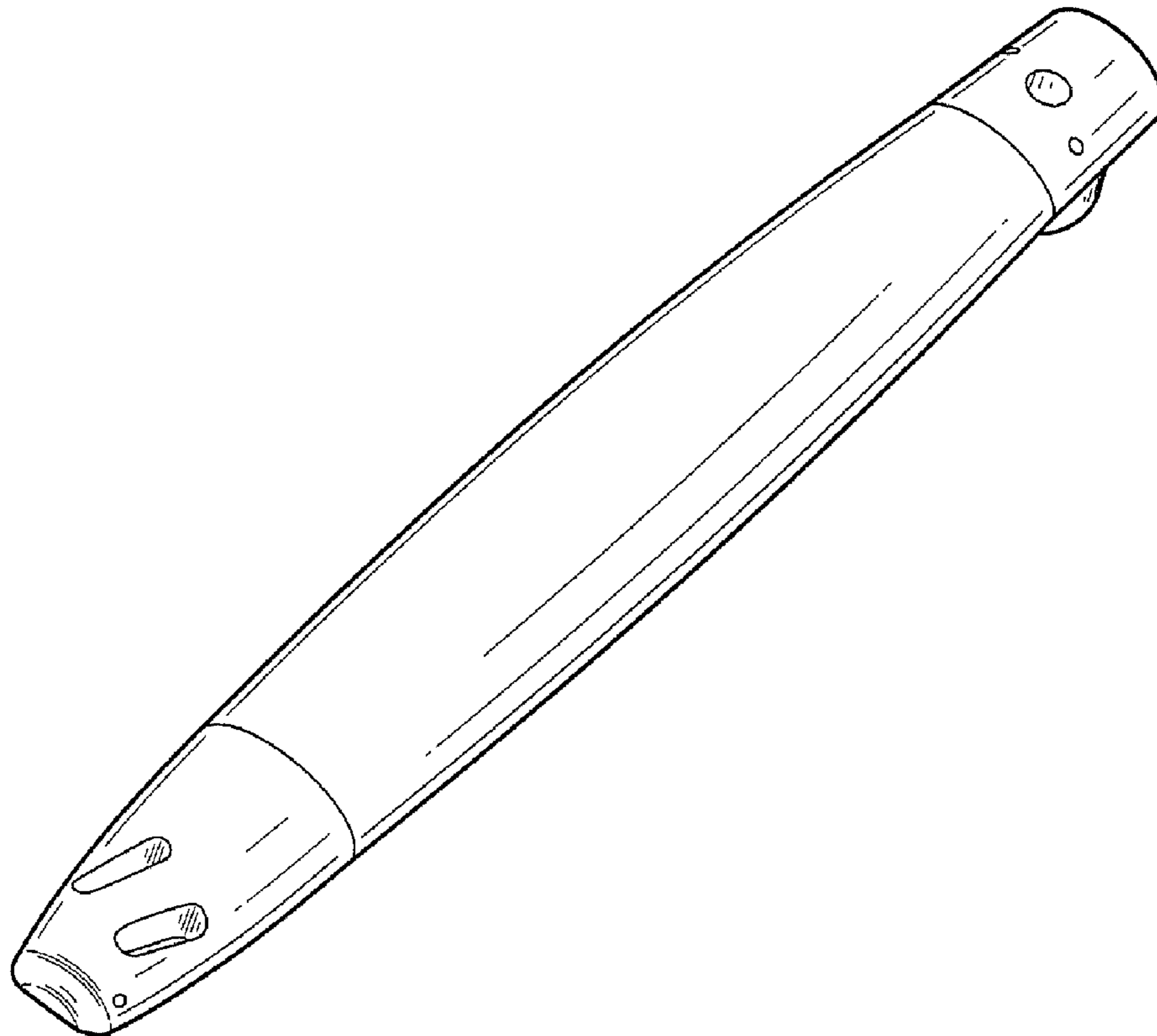
FIG. 4 is a front view;

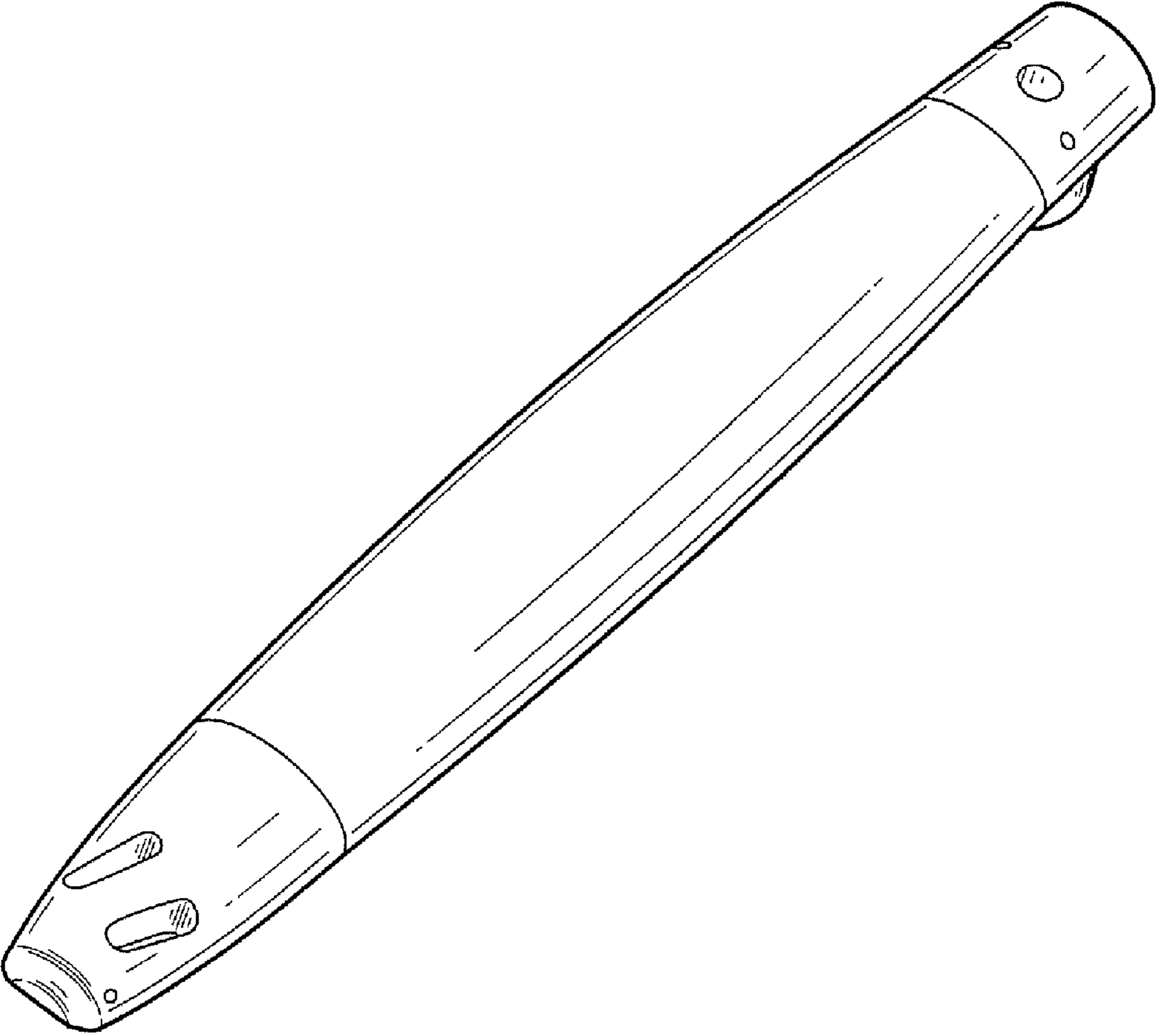
FIG. 5 is a side view; and,

FIG. 6 is another side view.

The broken line showing on the drawing disclosure is for  
illustrative purposes only and forms no part of the claimed  
design.

**1 Claim, 6 Drawing Sheets**





**FIG. 1**




FIG. 2




FIG. 3



FIG. 4




FIG. 5




FIG. 6