



US00D599759S

(12) **United States Design Patent**
Chino

(10) **Patent No.:** **US D599,759 S**

(45) **Date of Patent:** **** Sep. 8, 2009**

(54) **TELEVISION SET**

(75) Inventor: **Hiroshi Chino**, Osaka (JP)

(73) Assignee: **Sanyo Electric Co., Ltd.**, Osaka (JP)

(**) Term: **14 Years**

(21) Appl. No.: **29/333,507**

(22) Filed: **Mar. 11, 2009**

(30) **Foreign Application Priority Data**

Sep. 19, 2008 (JP) 2008-024072

(51) **LOC (9) Cl.** **14-03**

(52) **U.S. Cl.** **D14/126**

(58) **Field of Classification Search** D14/125-134,
D14/239, 371, 136, 374-377, 440, 450, 448,
D14/336, 342; 312/7.2; 348/836, 838, 180,
348/184, 325, 739; 341/12; 248/917-924,
248/465; 345/104, 133, 156, 168, 87, 173;
720/605, 669, 600, 655; 369/99, 197; 455/344,
455/347; D21/329, 515, 577, 622, 333, 433,
D21/448, 452, 450, 331; D6/477, 479, 300;
273/148 B; 447/484, 175, 356; D10/15,
D10/26

See application file for complete search history.

(56) **References Cited**

U.S. PATENT DOCUMENTS

D545,779 S * 7/2007 Kita D14/126

D567,202 S * 4/2008 Rieu Piquet D14/126
D570,805 S * 6/2008 Fujii D14/126
D584,706 S * 1/2009 Yoshimura et al. D14/126

FOREIGN PATENT DOCUMENTS

JP D1338835 S 9/2008

* cited by examiner

Primary Examiner—Raphael Barkai

(74) *Attorney, Agent, or Firm*—Darby & Darby P.C.

(57) **CLAIM**

The ornamental design for a television set, as shown and described.

DESCRIPTION

FIG. 1 is a perspective view of a television set, as seen from the top, front and right sides;

FIG. 2 is a front elevation thereof;

FIG. 3 is a rear elevation thereof;

FIG. 4 is a top plan view thereof;

FIG. 5 is a bottom plan view thereof;

FIG. 6 is a left-side elevation view thereof; and,

FIG. 7 is a right-side elevation view thereof.

1 Claim, 3 Drawing Sheets




Fig.1




Fig.2

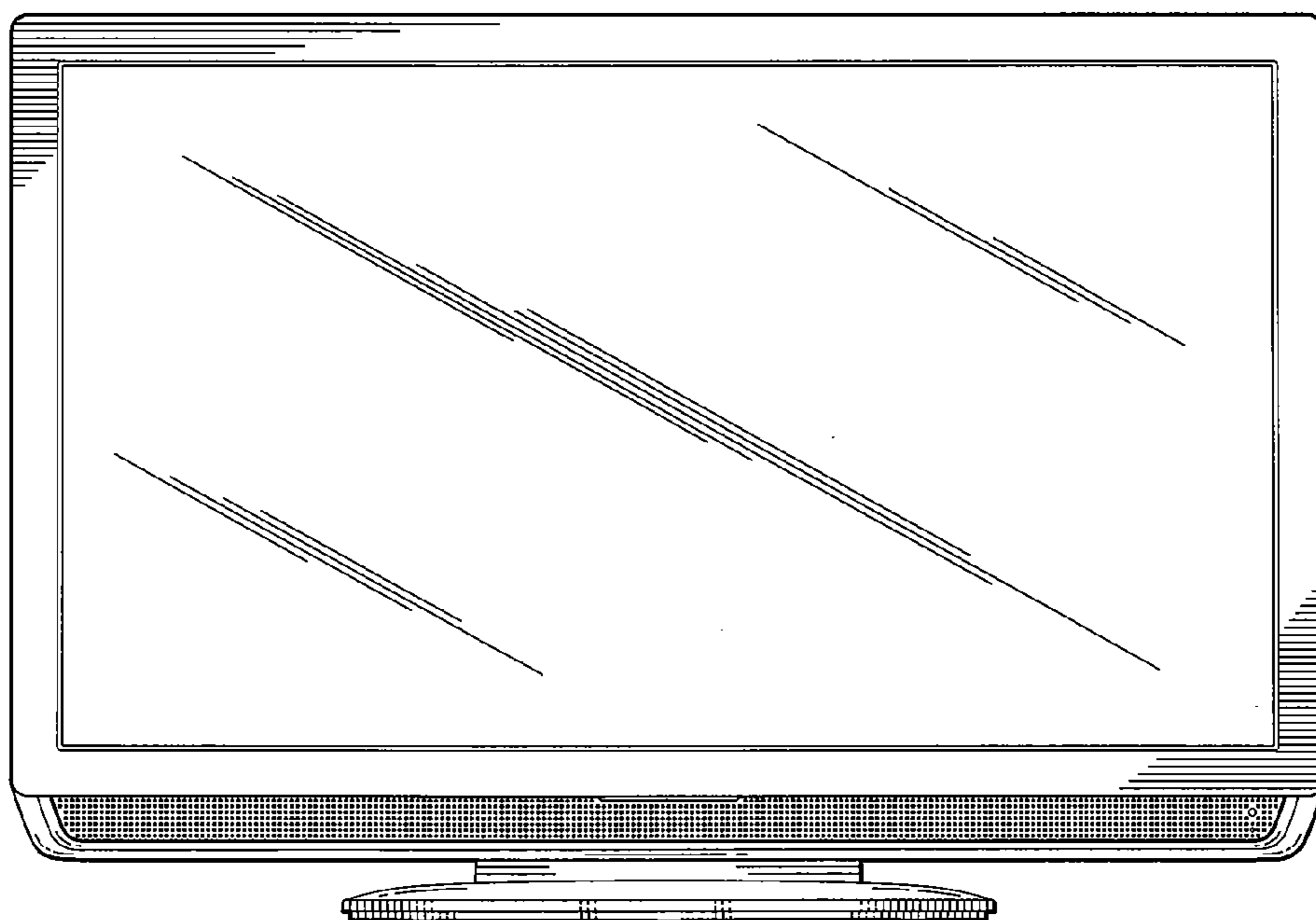


Fig.3

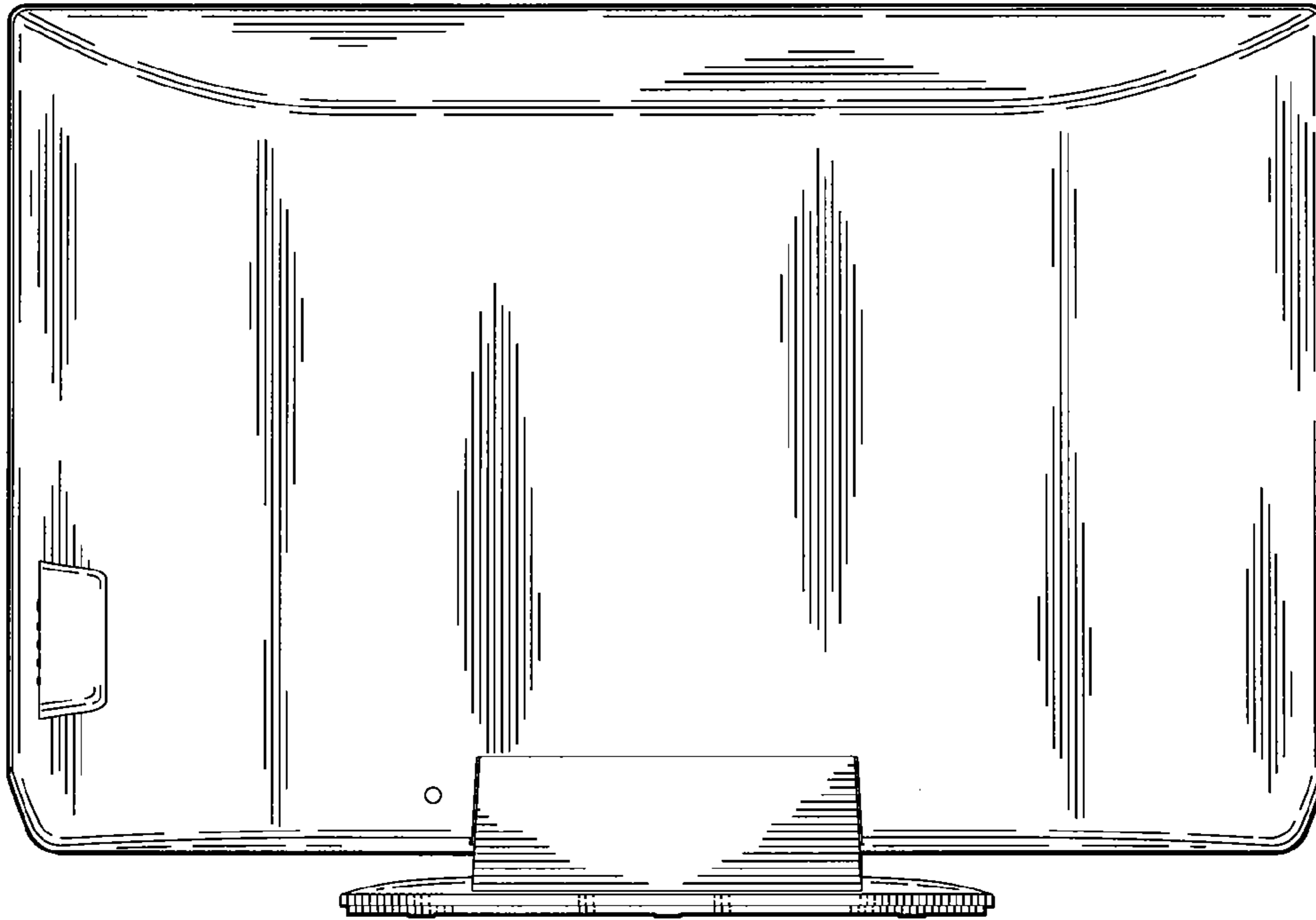


Fig.4

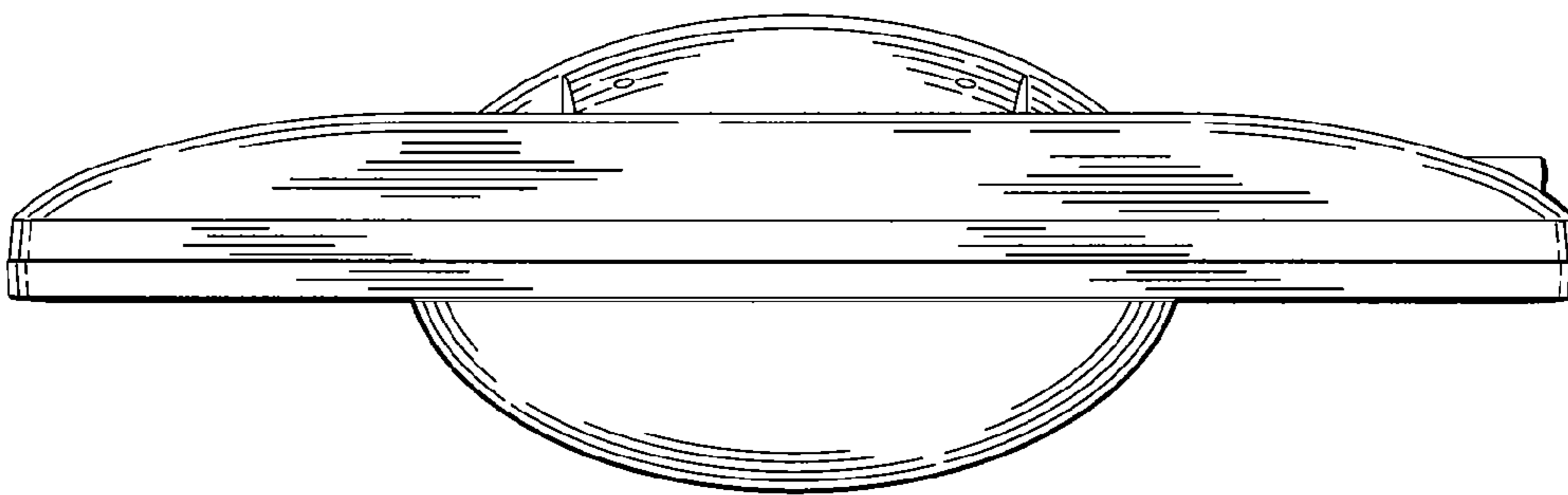


Fig.5

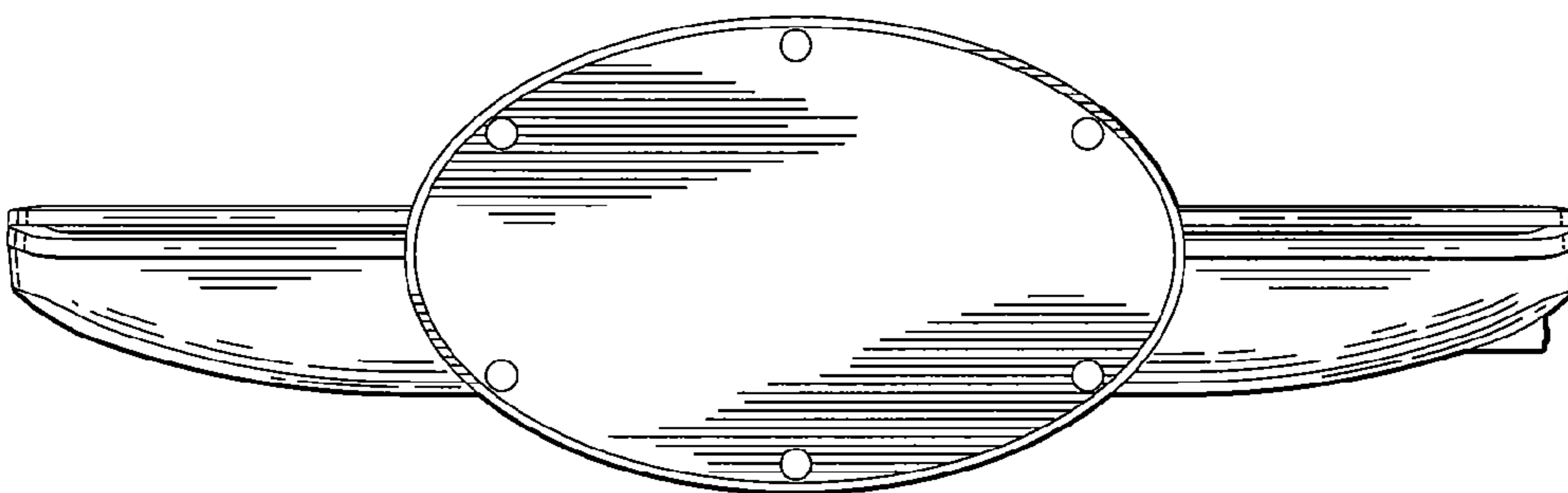


Fig.6

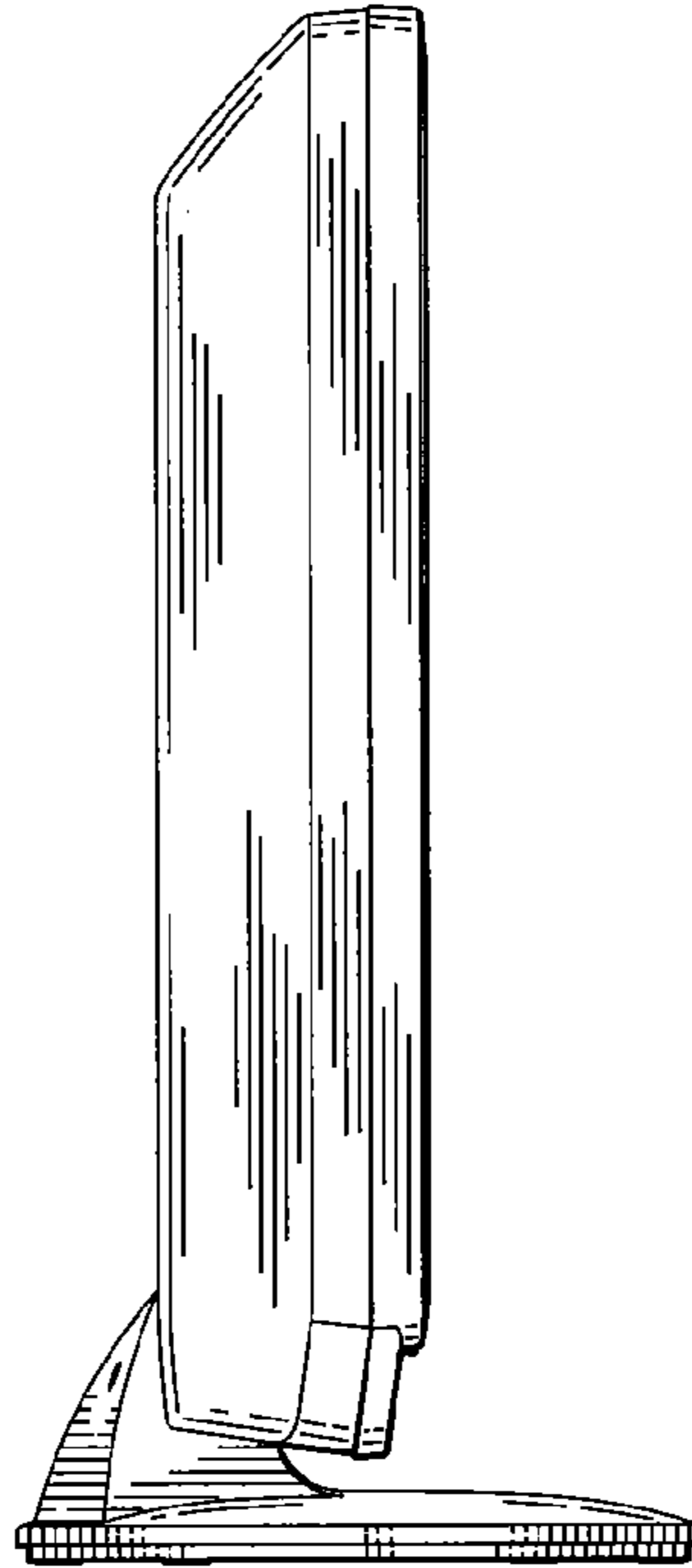


Fig.7

