



US00D599753S

(12) **United States Design Patent**
Cho et al.

(10) **Patent No.:** **US D599,753 S**

(45) **Date of Patent:** **** Sep. 8, 2009**

(54) **SET TOP BOX**

(75) Inventors: **Chul-Yong Cho**, Seoul (KR);
Dae-Joung Kim, Seoul (KR);
Sang-Sung Woo, Seoul (KR)

(73) Assignee: **Samsung Electronics Co., Ltd.**,
Suwon-Si (KR)

(**) Term: **14 Years**

(21) Appl. No.: **29/321,404**

(22) Filed: **Jul. 16, 2008**

(51) **LOC (9) Cl.** **14-03**

(52) **U.S. Cl.** **D14/125**

(58) **Field of Classification Search** D14/125-134,
D14/239, 371, 136, 374-377; 312/7.2; 348/836,
348/838, 180, 184, 325, 739; 341/12; 248/917-924,
248/465, 123.11; 345/104, 133, 156, 168,
345/87, 173, 169; 349/1, 2, 11, 62; 720/605,
720/669, 600, 655, 99, 197; 455/344-347
See application file for complete search history.

(56) **References Cited**

U.S. PATENT DOCUMENTS

D212,001 S * 8/1968 Roberts D14/159
D288,926 S * 3/1987 Zierhut et al. D14/125
D309,728 S * 8/1990 Nuttall et al. D14/356
D515,546 S * 2/2006 Mu D14/203.3

D521,001 S * 5/2006 Xiao et al. D14/356
D529,904 S * 10/2006 Yeo D14/240
D545,768 S * 7/2007 Hsu D13/147
D556,199 S * 11/2007 Song D14/357
D563,334 S * 3/2008 Wang D14/125

* cited by examiner

Primary Examiner—Philip S Hyder

Assistant Examiner—Randall H Gholson

(74) *Attorney, Agent, or Firm*—Staas & Halsey LLP

(57) **CLAIM**

The ornamental design for a set top box, as shown and described.

DESCRIPTION

FIG. 1 is a perspective view of a set top box according to our new design;

FIG. 2 is a front elevational view thereof;

FIG. 3 is a rear elevational view thereof;

FIG. 4 is a left side elevational view thereof;

FIG. 5 is a right side elevational view thereof;

FIG. 6 is a top plan view thereof; and,

FIG. 7 is a bottom plan view thereof.

The portions of the set top box shown in broken lines form no part of the claimed design.

1 Claim, 4 Drawing Sheets

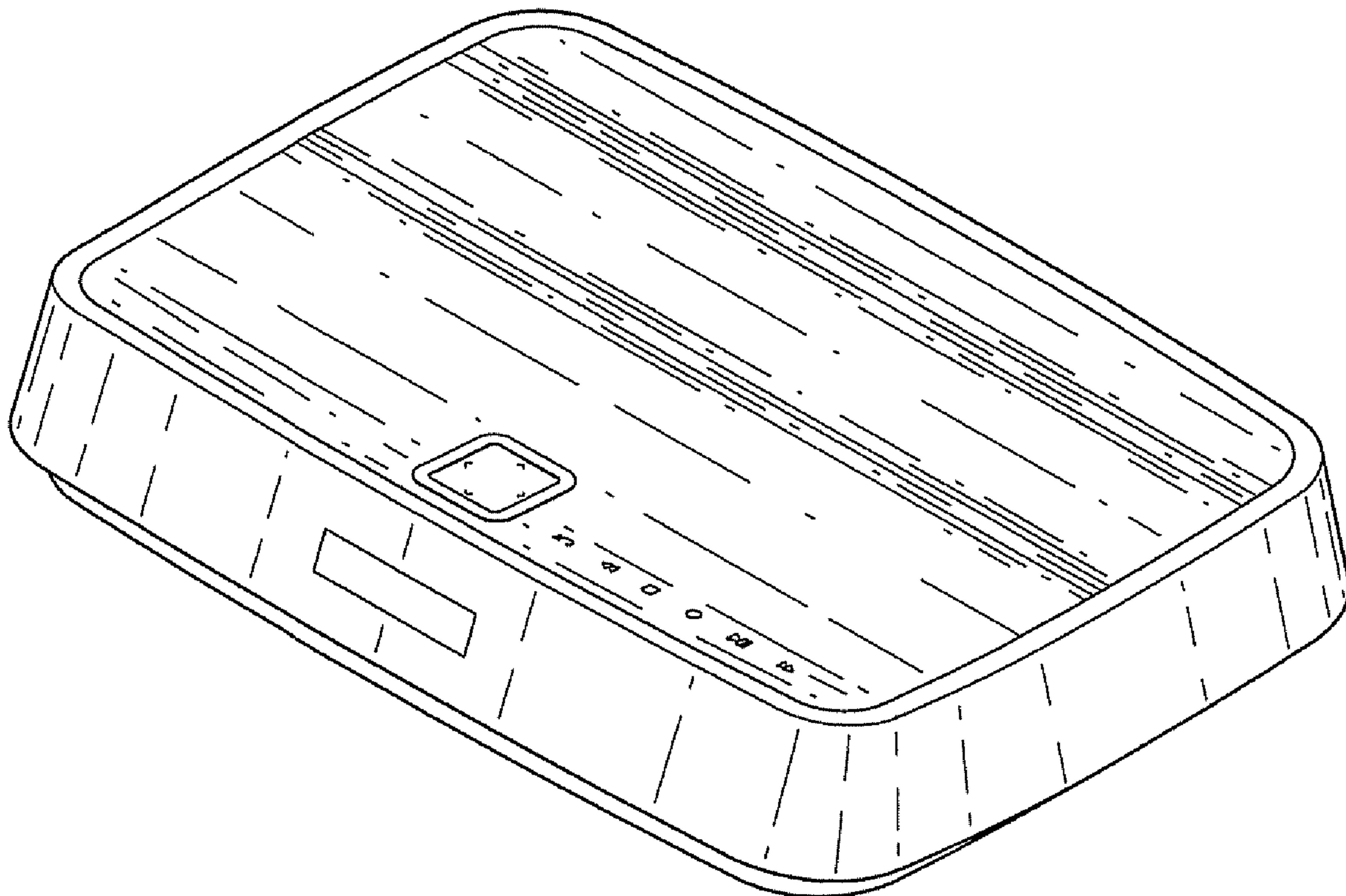


FIG. 1

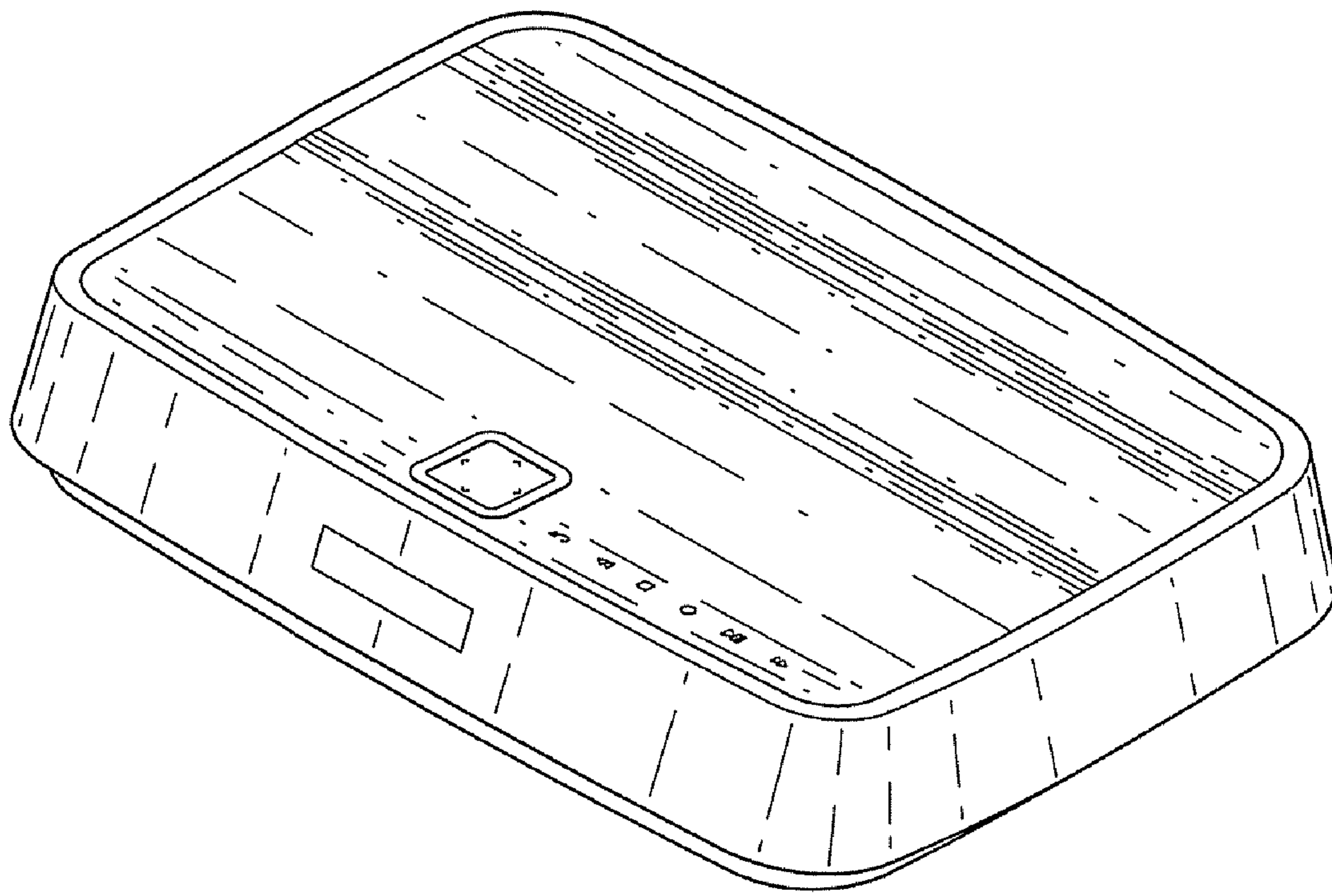


FIG. 2

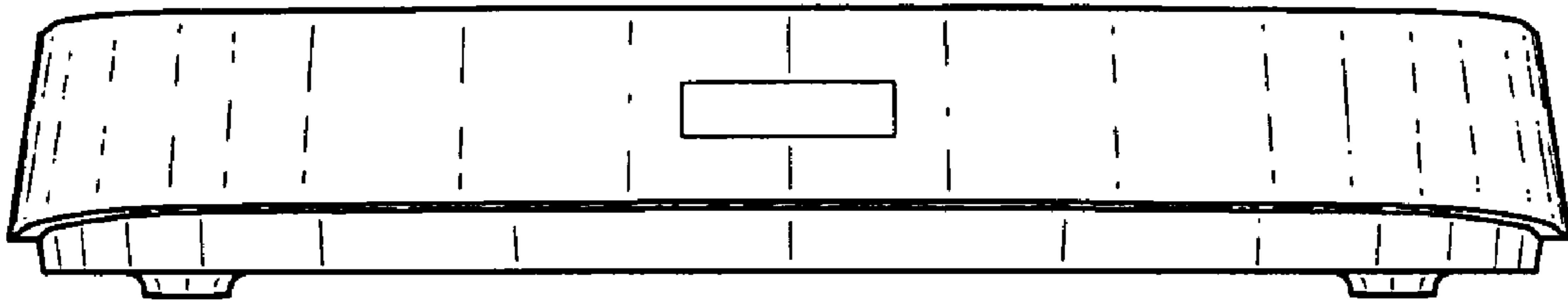


FIG. 3

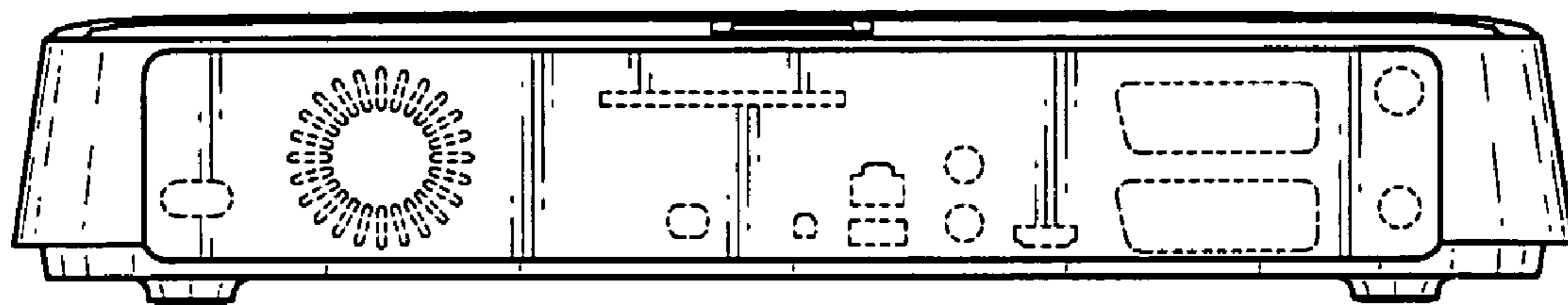


FIG. 4

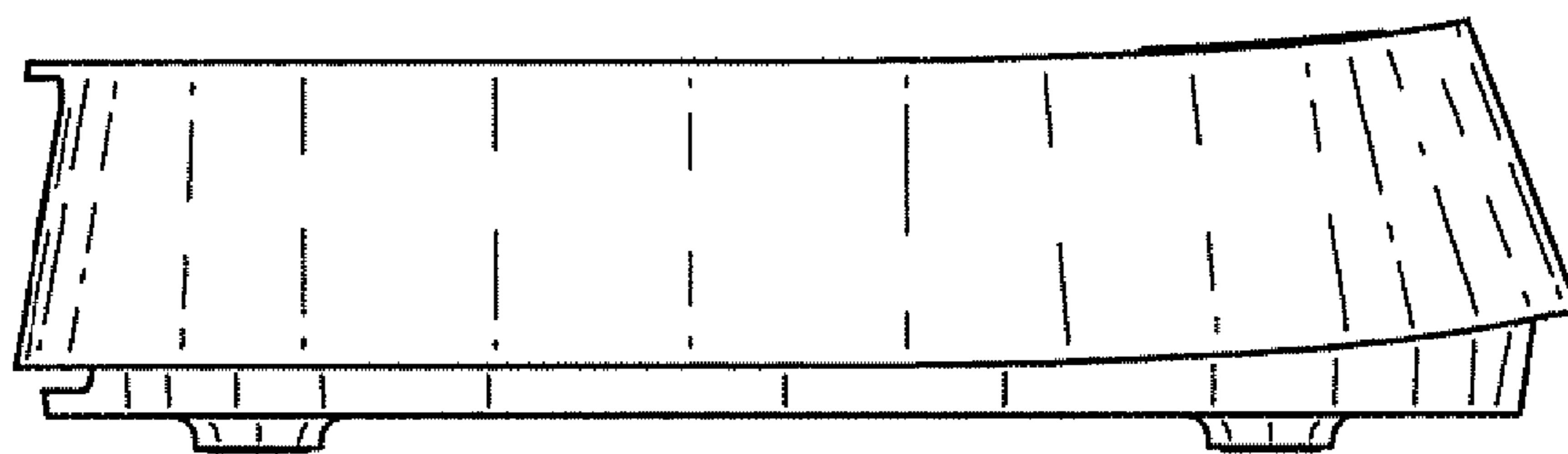


FIG. 5

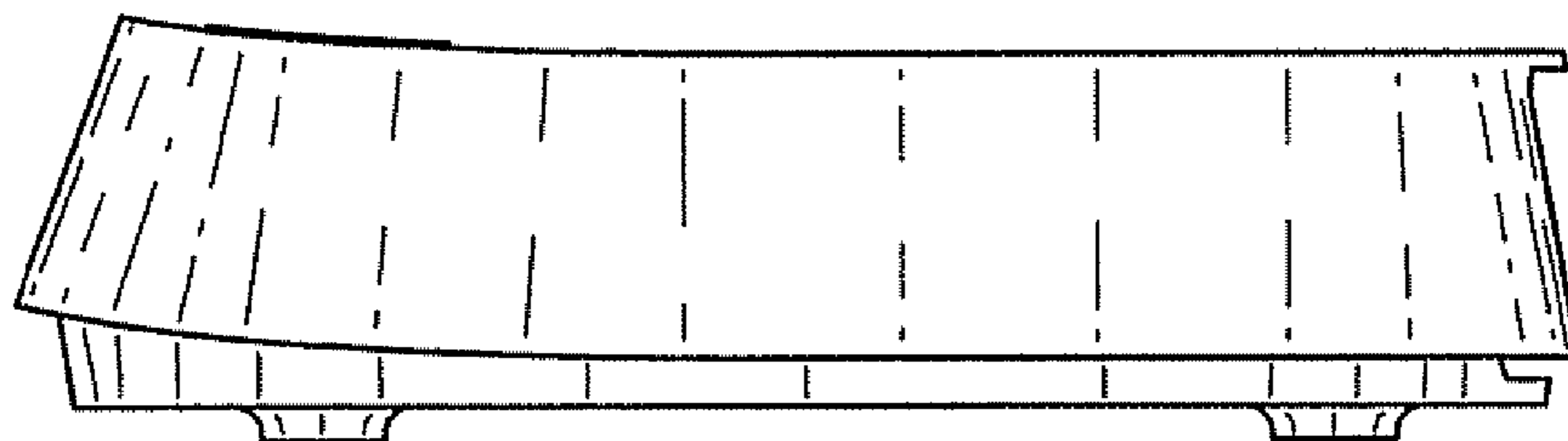


FIG. 6

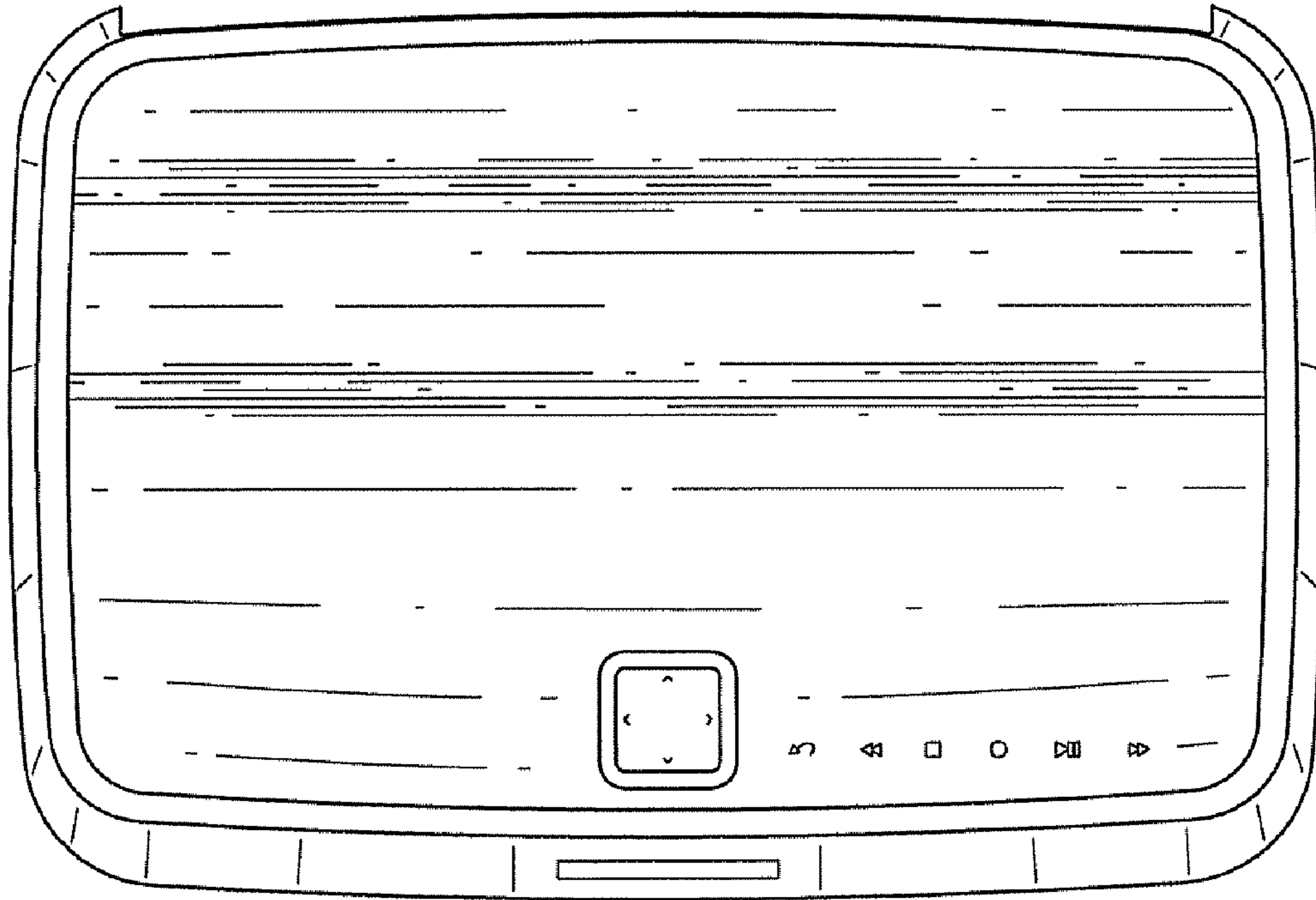


FIG. 7

