



US00D599752S

(12) **United States Design Patent**
Xie et al.

(10) **Patent No.:** **US D599,752 S**
(45) **Date of Patent:** **** Sep. 8, 2009**

(54) **DIGITAL MEDIA ADAPTER**

(75) Inventors: **Song-Tao Xie**, Shenzhen (CN);
Hong-Jin Wu, Shenzhen (CN);
Chun-Wen Wang, Taipei-Hsien (TW)

(73) Assignee: **Hon Hai Precision Industry Co., Ltd.**,
Tu-Cheng, Taipei Hsien (TW)

(**) Term: **14 Years**

(21) Appl. No.: **29/321,030**

(22) Filed: **Jul. 9, 2008**

(51) **LOC (9) Cl.** **14-03**

(52) **U.S. Cl.** **D14/125**

(58) **Field of Classification Search** D14/125-134,
D14/239, 371, 136, 374-377; 312/7.2; 348/836,
348/838, 180, 184, 325, 739; 341/12; 248/917-924,
248/465, 123.11; 345/104, 133, 156, 168,
345/87, 173, 169; 349/1, 2, 11, 62; 720/605,
720/669, 600, 655, 99, 197; 455/344-347
See application file for complete search history.

(56) **References Cited**

U.S. PATENT DOCUMENTS

D448,025 S * 9/2001 Stout et al. D14/353
D528,080 S * 9/2006 Wells D14/125
7,303,282 B2 * 12/2007 Dwyer et al. 353/15

D559,239 S * 1/2008 Lee et al. D14/257
D577,693 S * 9/2008 King et al. D14/125
D579,931 S * 11/2008 Chang D14/342
D580,435 S * 11/2008 Huang et al. D14/356
D582,416 S * 12/2008 Duarte et al. D14/496

* cited by examiner

Primary Examiner—Raphael Barkai

Assistant Examiner—Randall H Gholson

(74) *Attorney, Agent, or Firm*—D. Austin Bonderer

(57) **CLAIM**

The ornamental design for a digital media adapter, as shown and described.

DESCRIPTION

FIG. 1 is a front perspective view of our design for a digital media adapter;

FIG. 2 is a front elevational view thereof;

FIG. 3 is a left side elevational view thereof;

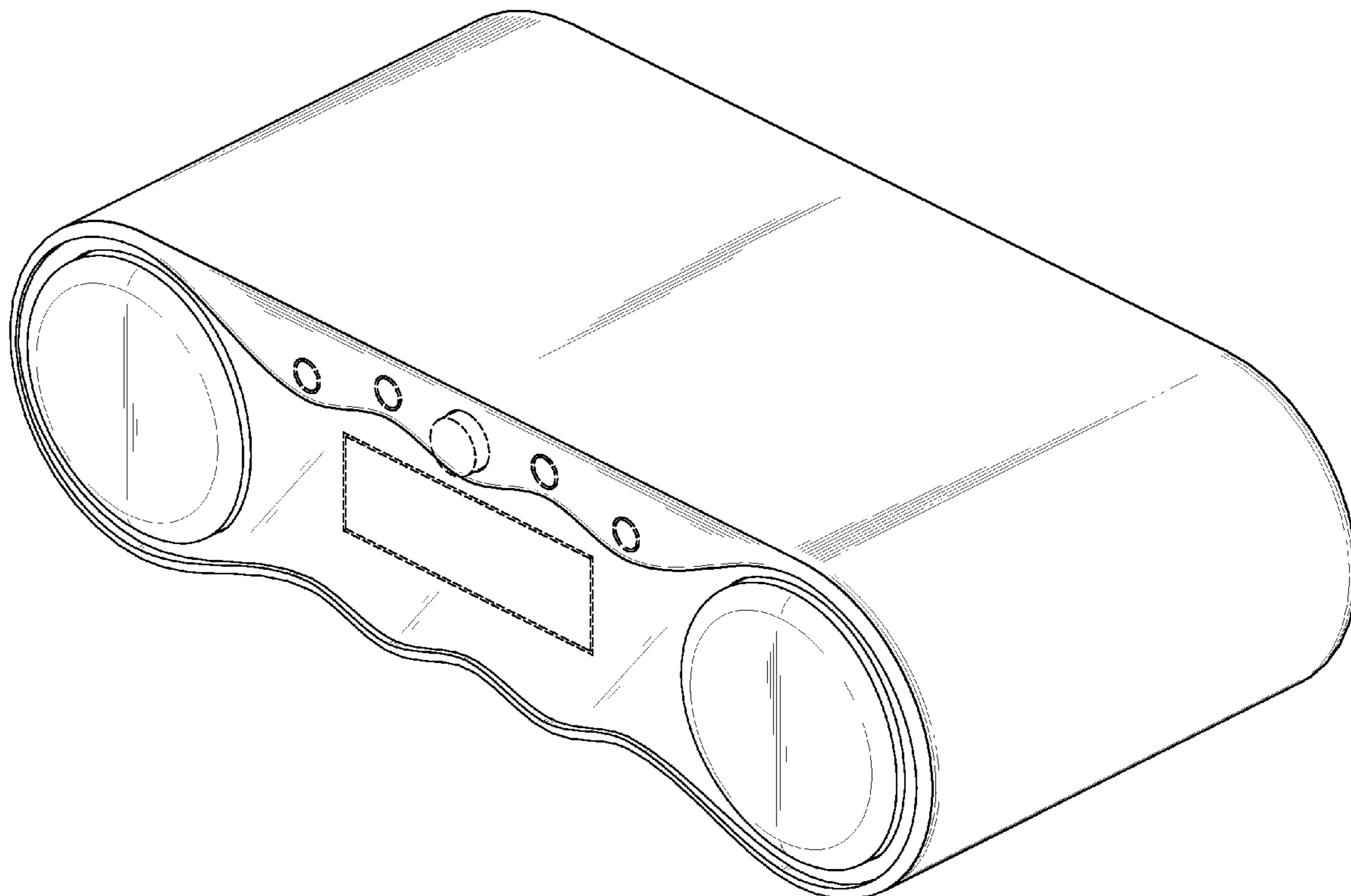
FIG. 4 is a right side elevational view thereof;

FIG. 5 is a top plan view thereof; and,

FIG. 6 is a bottom plan view thereof.

The broken lines shown on the digital media adapter are included for the purpose of illustrating environmental structure and forms no part of the claimed design.

1 Claim, 6 Drawing Sheets



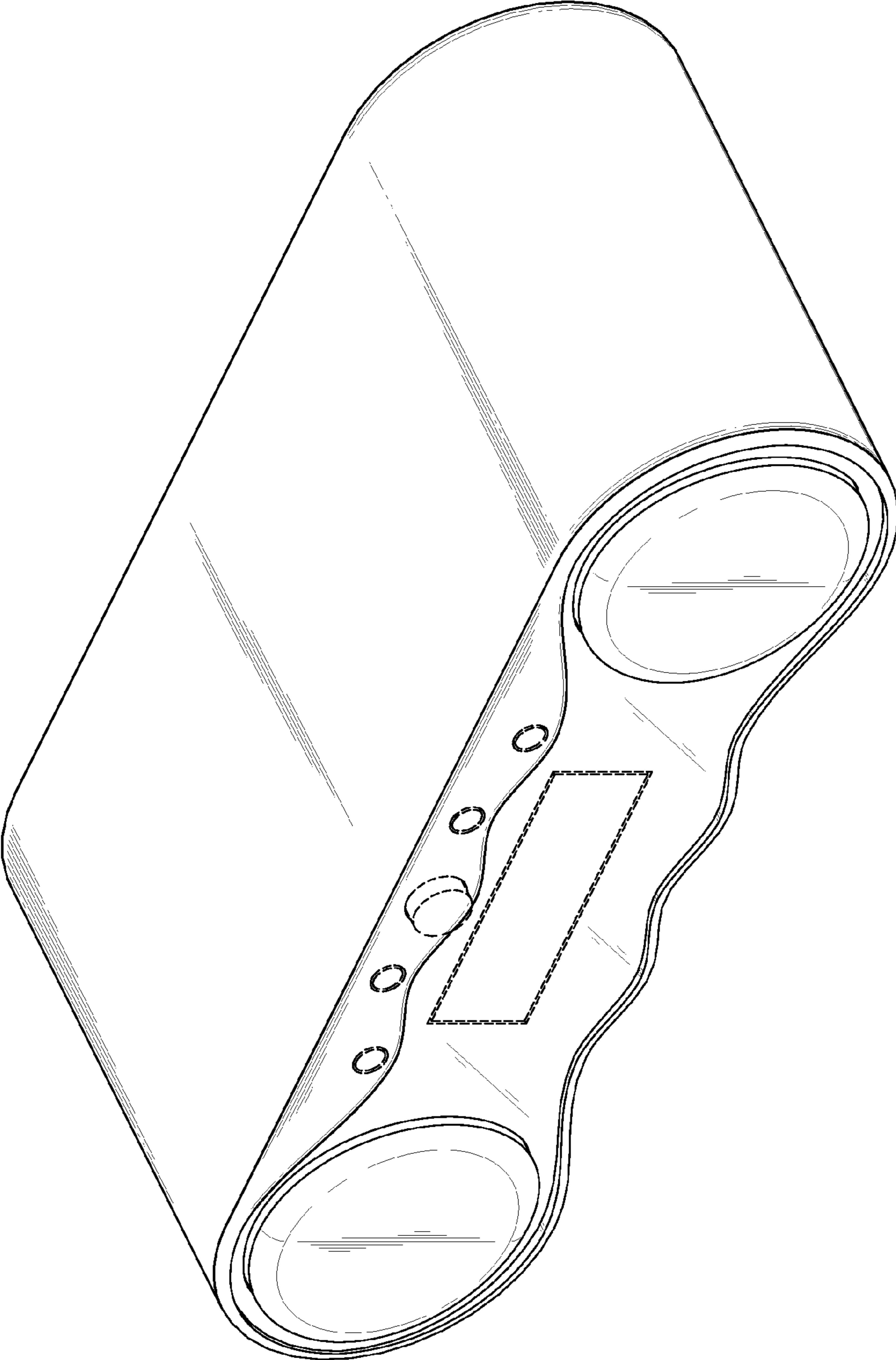


FIG. 1

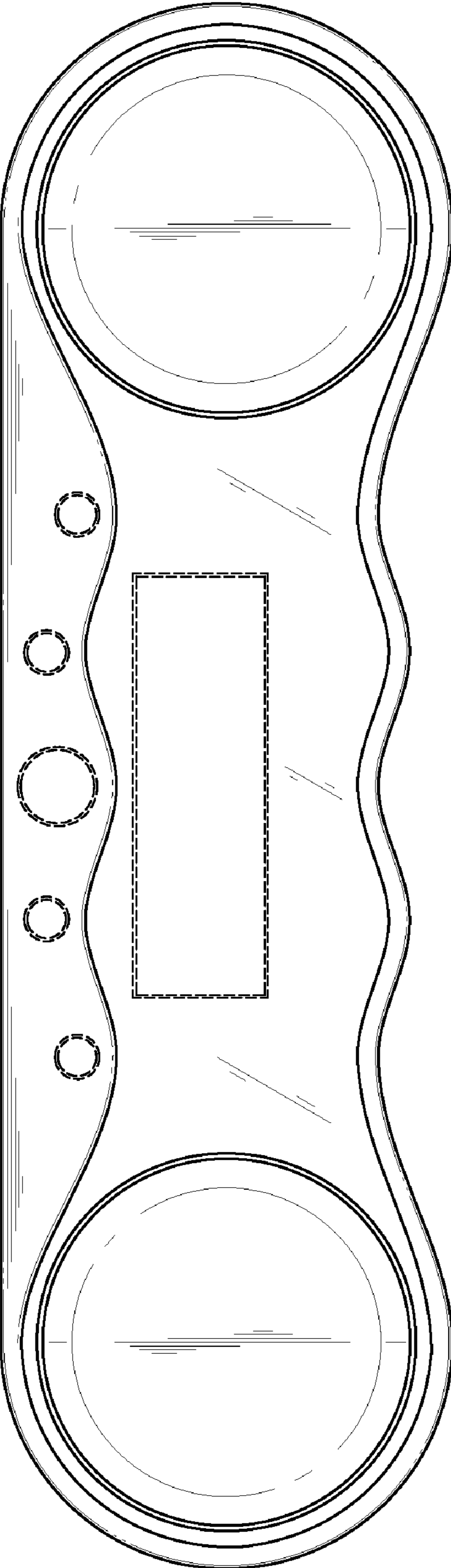


FIG. 2




FIG. 3




FIG. 4




FIG. 5

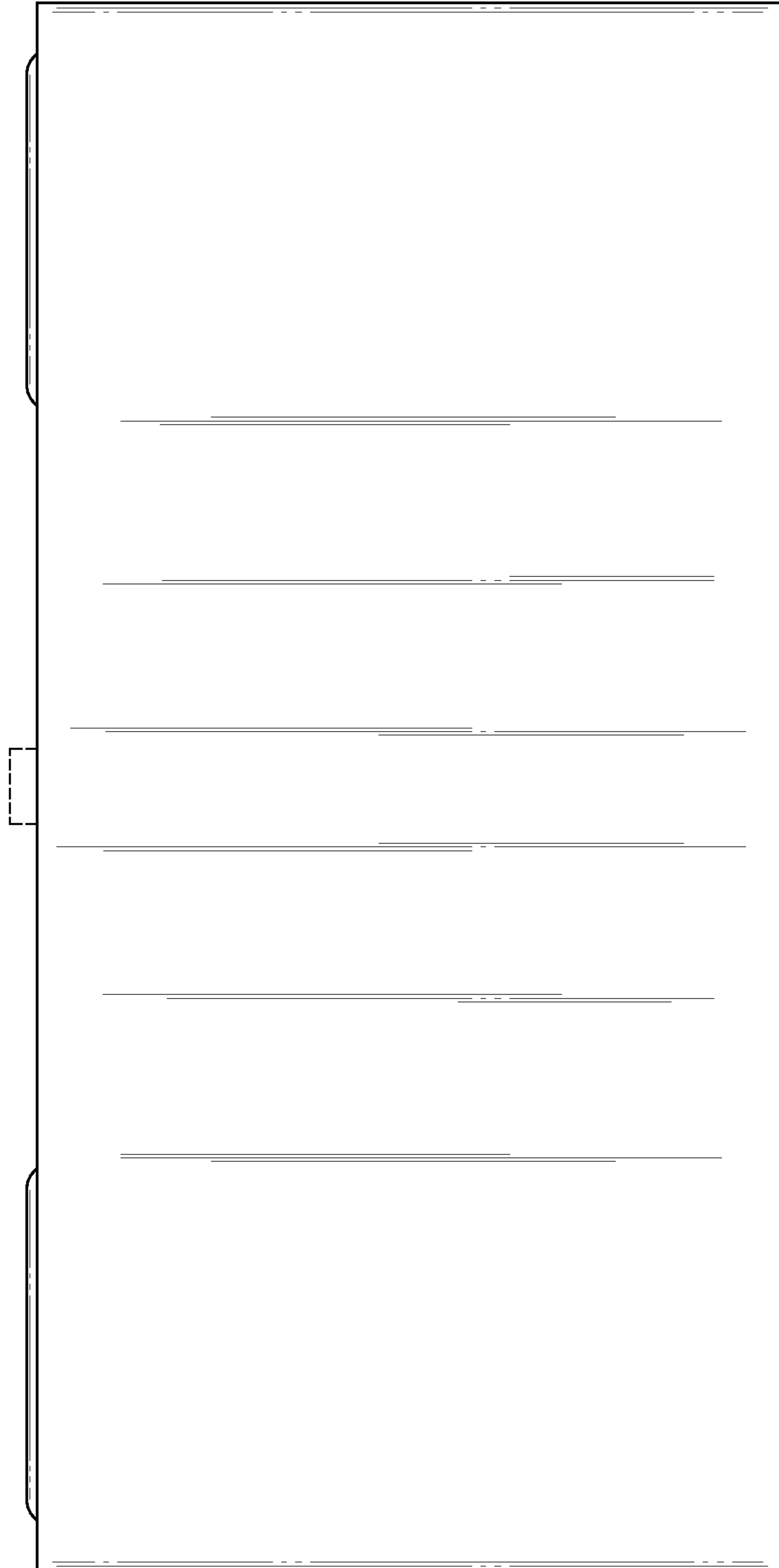


FIG. 6