



US00D599744S

(12) **United States Design Patent**
Reedy

(10) **Patent No.:** **US D599,744 S**

(45) **Date of Patent:** **** Sep. 8, 2009**

(54) **CONTROLLER**

(75) Inventor: **Jane Reedy**, Pleasanton, CA (US)

(73) Assignee: **Heartware, Inc.**, Miami Lakes, FL (US)

(**) Term: **14 Years**

(21) Appl. No.: **29/273,238**

(22) Filed: **Feb. 28, 2007**

(51) **LOC (9) Cl.** **13-03**

(52) **U.S. Cl.** **D13/162**

(58) **Field of Classification Search** D13/158,
D13/162-164, 168; D10/1, 2, 15; D14/170,
D14/171; D24/308, 520, 5 A, 5 R, 83, 83 Q,
D24/81 R, 167, 164, 185-186, 233-234;
323/318; 361/600, 622, 625, 627, 680, 681
See application file for complete search history.

(56) **References Cited**

U.S. PATENT DOCUMENTS

D238,446 S *	1/1976	Taguchi	D14/171
D240,023 S *	5/1976	Dantz et al.	D10/15
D250,762 S *	1/1979	Kawano	D14/171
D287,486 S *	12/1986	Points et al.	D13/164
D310,120 S *	8/1990	Wickham et al.	D24/186
D429,697 S *	8/2000	Monaco et al.	D13/162
D432,517 S *	10/2000	Zeitman	D14/171

D434,734 S *	12/2000	Davis et al.	D13/162
D449,586 S *	10/2001	Aketa et al.	D13/168
D449,589 S *	10/2001	Ishibashi et al.	D14/171

* cited by examiner

Primary Examiner—Daniel D Bui

Assistant Examiner—Thomas J Johannes

(74) *Attorney, Agent, or Firm*—John P. White; Cooper & Dunham LLP

(57) **CLAIM**

The ornamental design for a controller, as shown and described.

DESCRIPTION

FIG. 1 is a perspective view from the left side of a controller showing my new design;

FIG. 2 is a perspective view from the right side of the front thereof;

FIG. 3 is a top view thereof;


FIG. 4 is a bottom view thereof;

FIG. 5 is a left side view thereof; and,

FIG. 6 is a right side view thereof.

In FIGS. 1, 2, 4, 5, and 6, the broken lines are used to indicate unclaimed matter.

1 Claim, 6 Drawing Sheets






FIG. 1

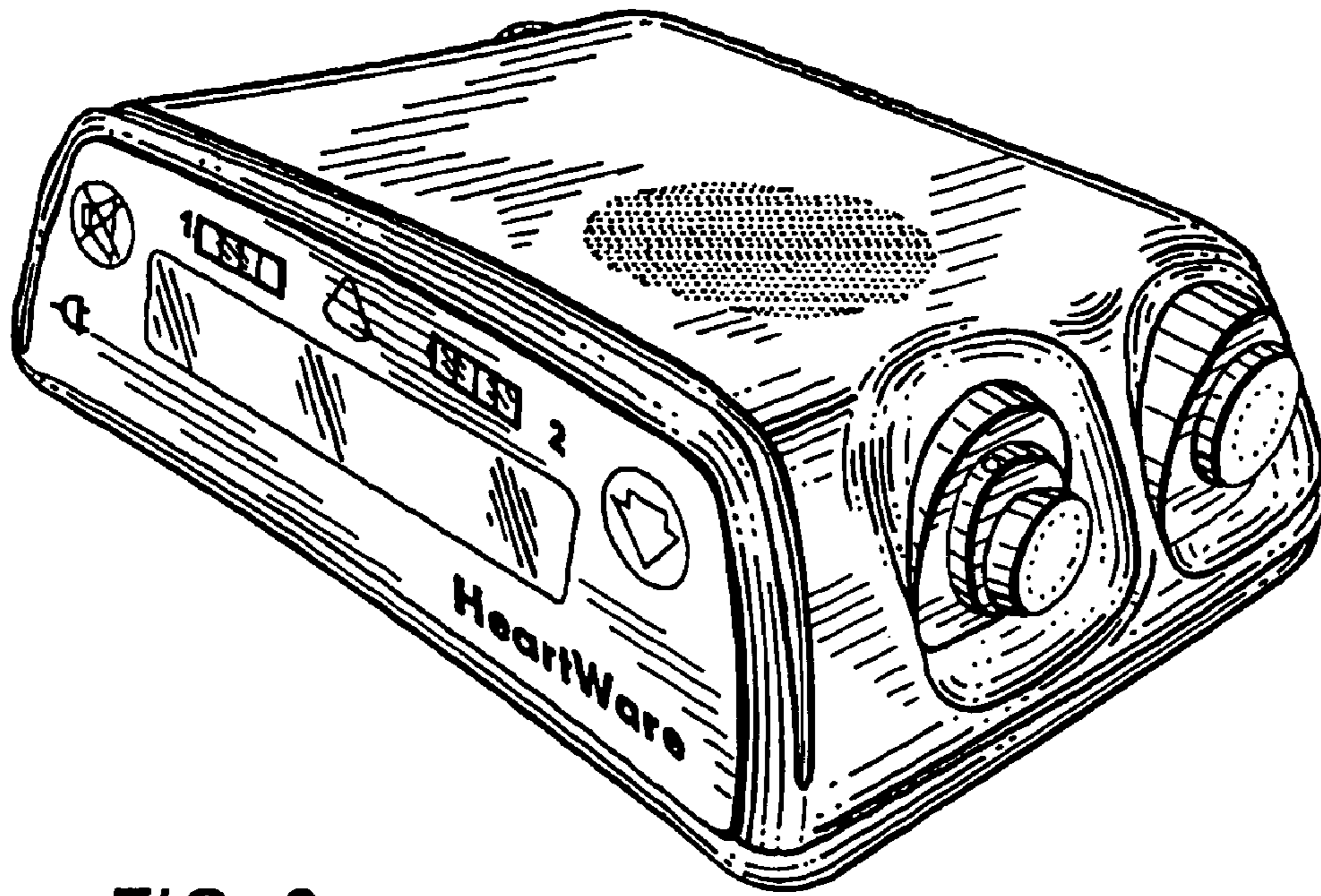


FIG. 2

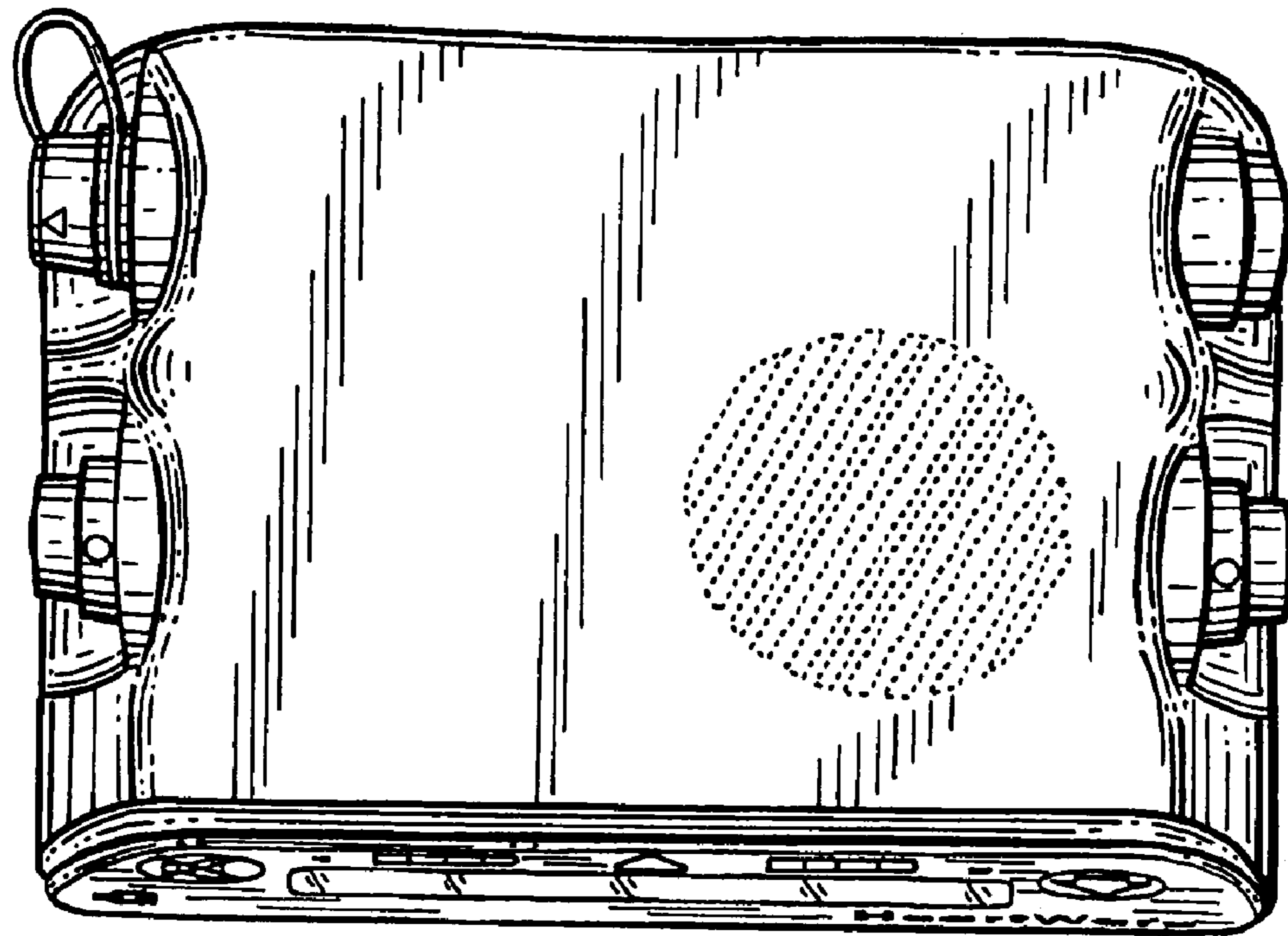


FIG. 3




FIG. 4

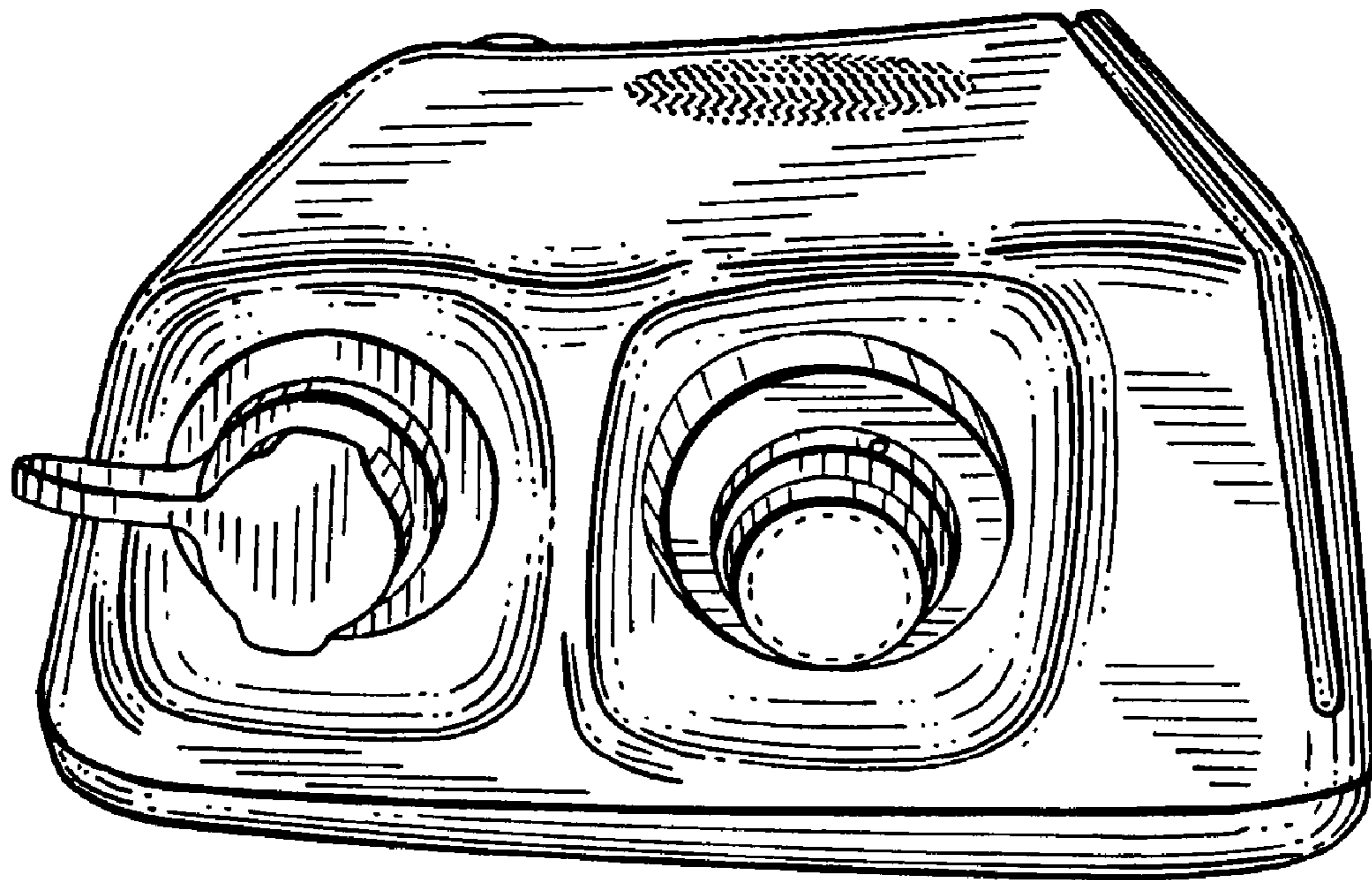


FIG. 5




FIG. 6