

US00D599722S

(12) **United States Design Patent**
Kimura

(10) **Patent No.:** **US D599,722 S**

(45) **Date of Patent:** **** Sep. 8, 2009**

(54) **REAR BUMPER FOR AN AUTOMOBILE**

D586,269 S * 2/2009 Suga et al. D12/169
D589,855 S * 4/2009 Larson D12/169

(75) Inventor: **Satoshi Kimura**, Nagoya (JP)

(73) Assignee: **Toyota Jidosha Kabushiki Kaisha**,
Toyota (JP)

(**) Term: **14 Years**

(21) Appl. No.: **29/323,573**

(22) Filed: **Aug. 27, 2008**

(51) **LOC (9) Cl.** **12-16**

(52) **U.S. Cl.** **D12/169**

(58) **Field of Classification Search** D12/169,
D12/90-92; 293/102, 105, 113, 115, 117,
293/120; 296/180.1, 180.2

See application file for complete search history.

(56) **References Cited**

U.S. PATENT DOCUMENTS

D526,944 S 8/2006 Iguchi et al.
D527,695 S 9/2006 Hagino et al.
D555,551 S * 11/2007 Kaoud et al. D12/169
D570,752 S 6/2008 Hirose et al.
D579,828 S * 11/2008 Bucher et al. D12/163
D585,797 S * 2/2009 Suzuki et al. D12/169

OTHER PUBLICATIONS

Catalogue of Passo Racy, Toyota, May 2006, Passo Racy.
Catalogue of Peugeot 207, Peugeot, Mar. 2007, Peugeot 207.

* cited by examiner

Primary Examiner—Melody N Brown

(74) *Attorney, Agent, or Firm*—Finnegan, Henderson,
Farabow, Garrett & Dunner, L.L.P.

(57) **CLAIM**

The ornamental design for a rear bumper for an automobile,
as shown and described.

DESCRIPTION

FIG. 1 is a front perspective view of a rear bumper for an
automobile of my new design;

FIG. 2 is a front view thereof;


FIG. 3 is a top view thereof;

FIG. 4 is a bottom view thereof;

FIG. 5 is a left side view thereof; and,

FIG. 6 is a right side view thereof.

1 Claim, 3 Drawing Sheets






FIG. 1

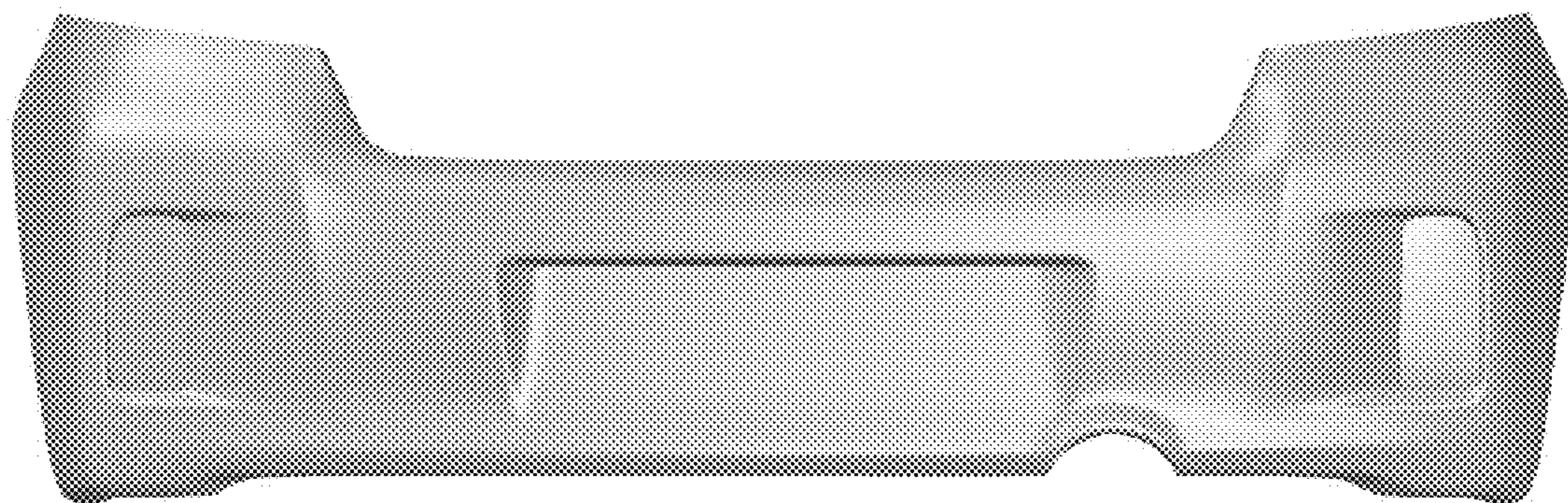


FIG. 2



FIG. 3



FIG. 4




FIG. 5




FIG. 6