



US00D599706S

(12) **United States Design Patent**  
**Tanaka et al.**

(10) **Patent No.:** **US D599,706 S**

(45) **Date of Patent:** **\*\* Sep. 8, 2009**

(54) **AUTOMOBILE AND/OR REPLICA THEREOF**

D584,192 S \* 1/2009 Hasegawa et al. .... D12/92  
D589,406 S \* 3/2009 Kusamoto et al. .... D12/92

(75) Inventors: **Yoshiro Tanaka**, Saitama (JP); **Takahiro Tsuchiya**, Saitama (JP)

\* cited by examiner

(73) Assignee: **Honda Motor Co., Ltd.**, Tokyo (JP)

*Primary Examiner*—Melody N Brown

(\*\*) Term: **14 Years**

(74) *Attorney, Agent, or Firm*—Westerman, Hattori, Daniels & Adrian, LLP.

(21) Appl. No.: **29/326,072**

(57) **CLAIM**

(22) Filed: **Oct. 10, 2008**

The ornamental design for, an automobile and/or replica thereof, as shown and described.

(30) **Foreign Application Priority Data**

**DESCRIPTION**

Apr. 15, 2008 (JP) ..... 2008-009557

FIG. 1 is a perspective view of an automobile and/or replica thereof, showing our new design;

(51) **LOC (9) Cl.** ..... **12-08**

FIG. 2 is another perspective view thereof;

(52) **U.S. Cl.** ..... **D12/92**

FIG. 3 is a front elevation view thereof;

(58) **Field of Classification Search** ..... D12/86,  
D12/90-92; 296/181.1, 181.5

FIG. 4 is a rear elevation view thereof;

See application file for complete search history.

FIG. 5 is a top plan view thereof; and,

(56) **References Cited**

FIG. 6 is a right side elevation view thereof.

**U.S. PATENT DOCUMENTS**

The left side elevation view is a mirror image of the right side elevation view. The broken lines are for illustrative purposes only and form no part of the claimed design.

D573,063 S \* 7/2008 Sawai ..... D12/92

D573,064 S \* 7/2008 Sawai ..... D12/92

D582,313 S \* 12/2008 Schell ..... D12/92

**1 Claim, 5 Drawing Sheets**




FIG.1

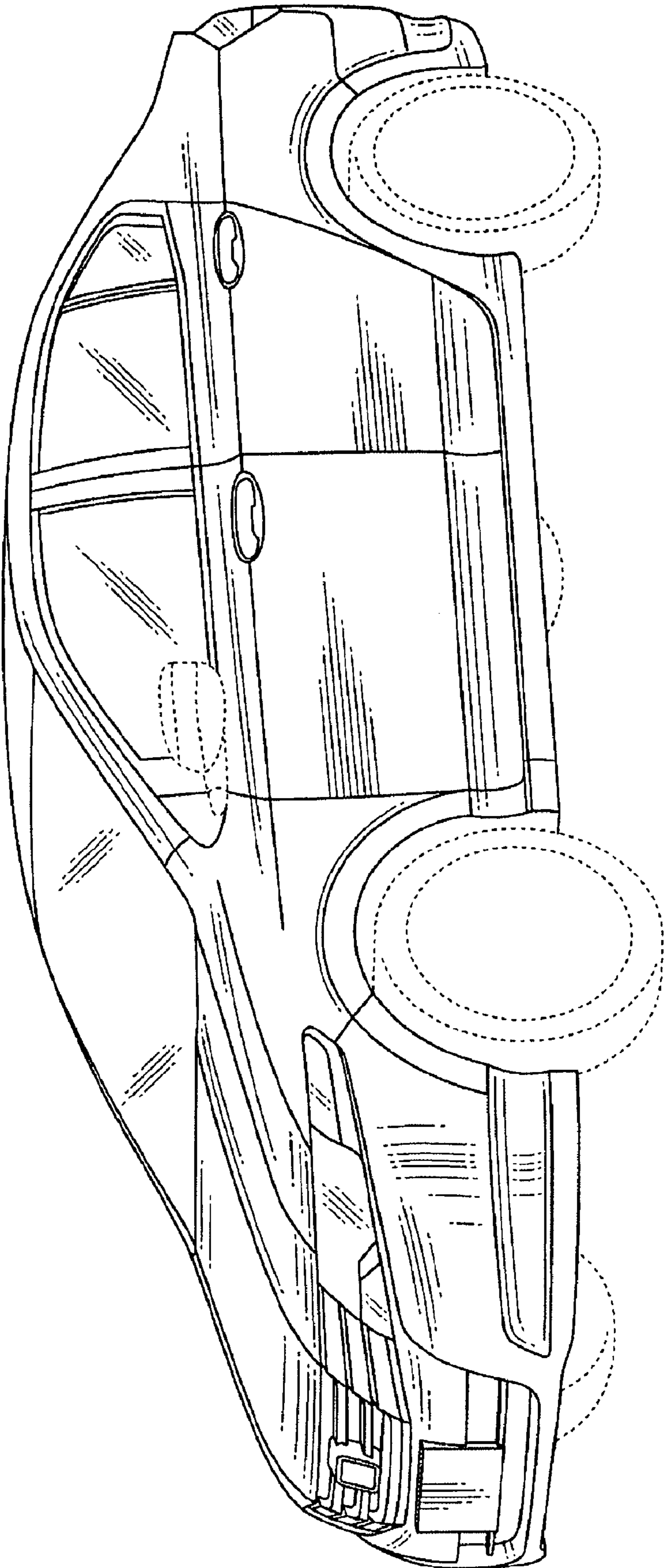


FIG.2

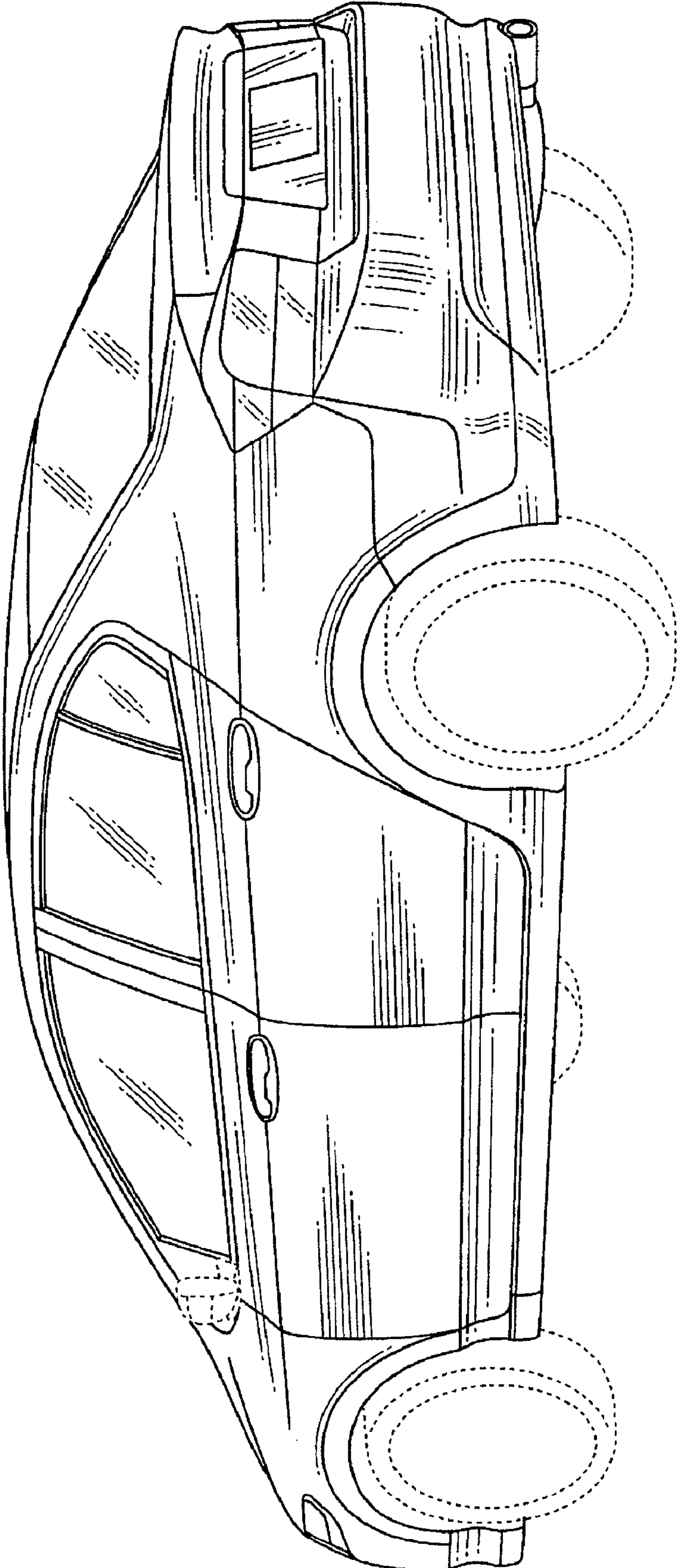


FIG.3

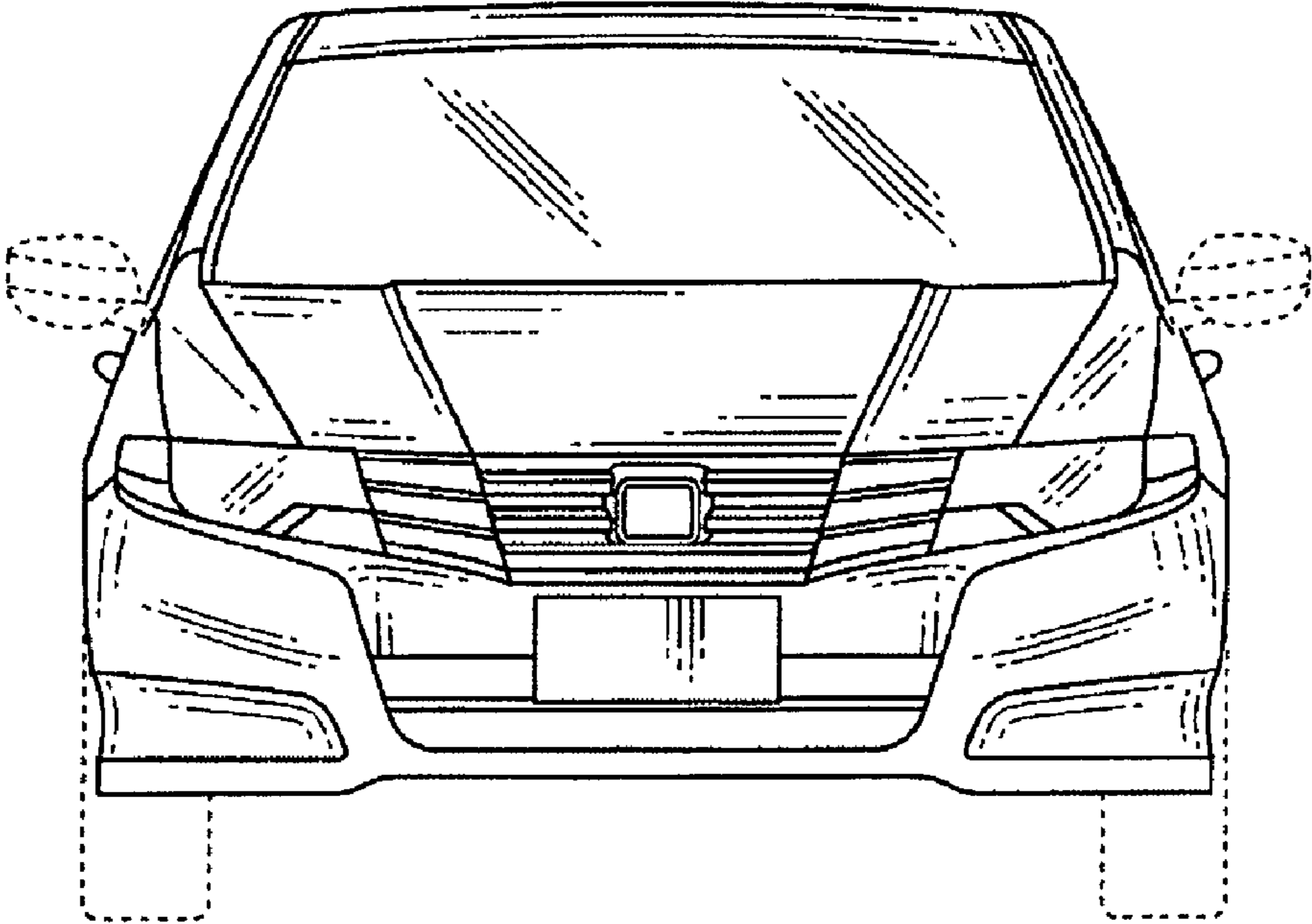


FIG.4




FIG.5

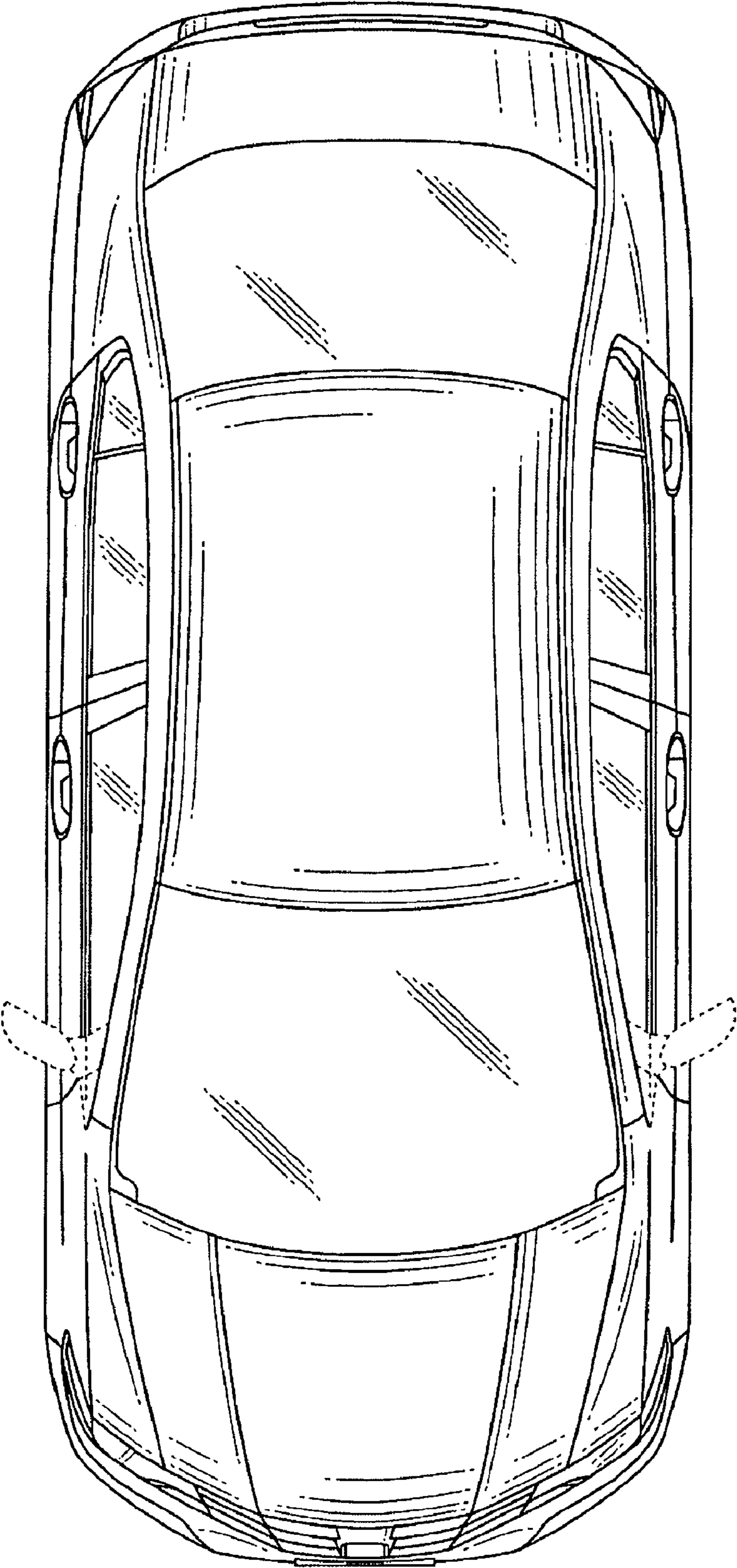


FIG.6

