



US00D599705S

(12) **United States Design Patent**
Konaka et al.

(10) **Patent No.:** **US D599,705 S**
(45) **Date of Patent:** **** Sep. 8, 2009**

(54) **AUTOMOBILE AND/OR REPLICA THEREOF**

D586,262 S * 2/2009 Wang et al. D12/91

(75) Inventors: **Manabu Konaka**, Wako (JP); **Hisakazu Hanaoka**, Wako (JP)

* cited by examiner

Primary Examiner—Melody N Brown

(73) Assignee: **Honda Motor Co., Ltd.**, Tokyo (JP)

(74) *Attorney, Agent, or Firm*—Westerman, Hattori, Daniels & Adrian, LLP.

(**) Term: **14 Years**

(57) **CLAIM**

(21) Appl. No.: **29/329,107**

The ornamental design for an automobile and/or replica thereof, as shown and described.

(22) Filed: **Dec. 9, 2008**

(30) **Foreign Application Priority Data**

DESCRIPTION

Jun. 13, 2008 (JP) 2008-015087

FIG. 1 is a front, elevation view of the automobile and/or replica thereof, showing our new design;

(51) **LOC (9) Cl.** **12-08**

FIG. 2 is a rear, elevation view thereof;

(52) **U.S. Cl.** **D12/91**

FIG. 3 is a top, plan view thereof;

(58) **Field of Classification Search** D12/86,
D12/90-92; 296/181.1, 181.5
See application file for complete search history.

FIG. 4 is a right-side, elevation view thereof, the left-side elevation view being a mirror image thereof;

FIG. 5 is a right, front perspective view thereof; and,

FIG. 6 is a right, rear perspective, view thereof.

The broken lines in the drawings illustrate environmental structure and form no part of the claimed design.

(56) **References Cited**

U.S. PATENT DOCUMENTS

D513,480 S * 1/2006 Minowa et al. 12/91

D584,658 S * 1/2009 Minami D12/91

1 Claim, 4 Drawing Sheets




FIG.1




FIG.2




FIG.3

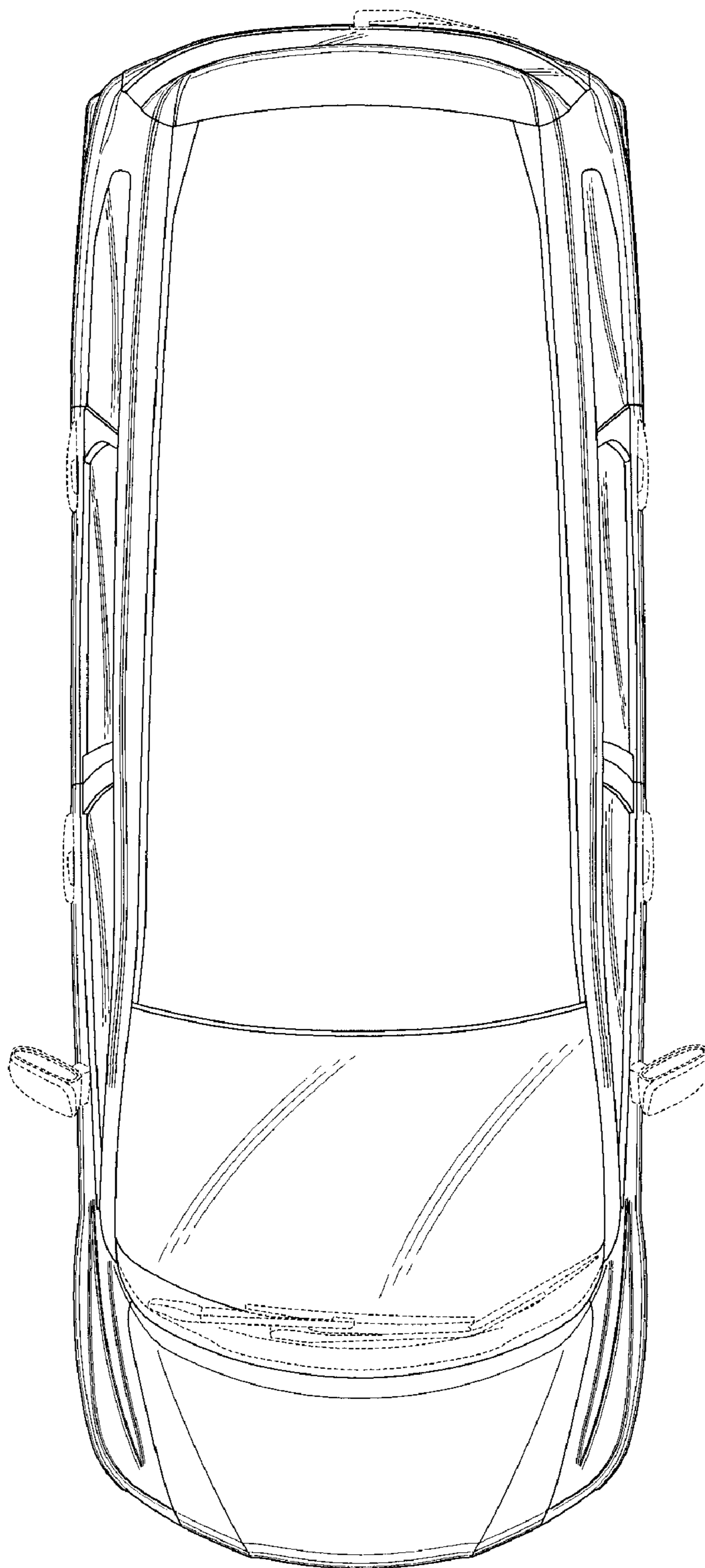


FIG.4

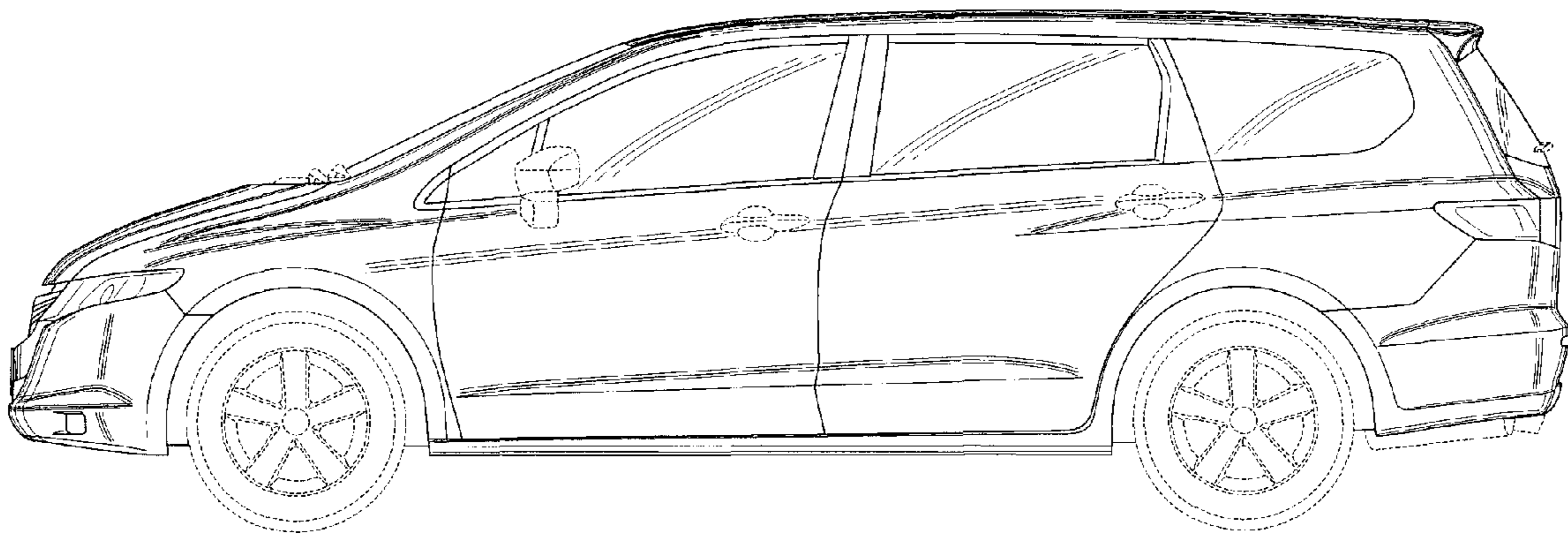


FIG.5

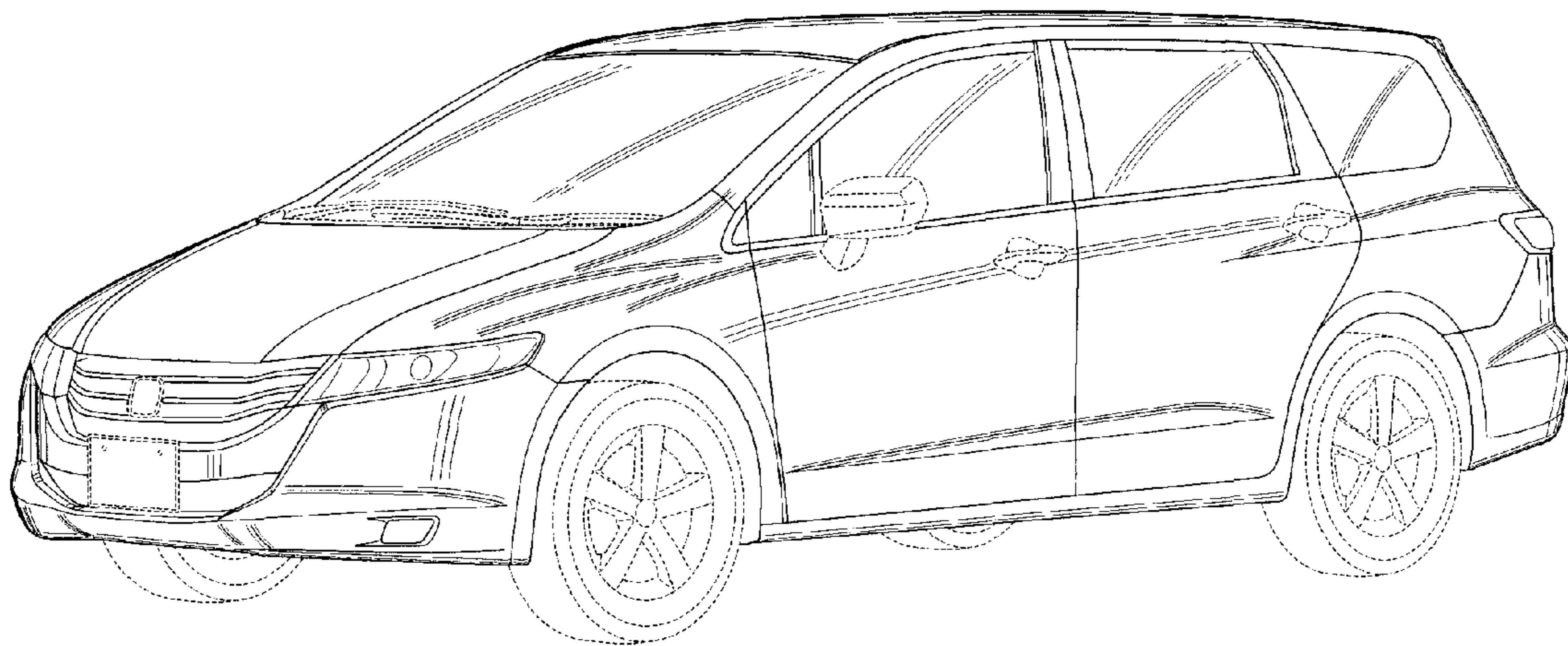


FIG.6

