



US00D599675S

(12) **United States Design Patent**
Premo

(10) **Patent No.:** **US D599,675 S**

(45) **Date of Patent:** **** Sep. 8, 2009**

(54) **HEXAGONAL COSMETIC CONTAINER**

(75) Inventor: **Paul S. Premo**, Beverly Hills, CA (US)

(73) Assignee: **Cellceuticals Skin Care, Inc.**, Beverly Hills, CA (US)

(**) Term: **14 Years**

(21) Appl. No.: **29/330,671**

(22) Filed: **Jan. 12, 2009**

(51) **LOC (9) Cl.** **09-01**

(52) **U.S. Cl.** **D9/687; D9/694**

(58) **Field of Classification Search** D9/682-694,
D9/516, 526, 529, 554, 567, 559-561, 571,
D9/572, 575, 434-436, 447-449; D28/76,
D28/77, 85, 91.1; 222/321.7-321.9, 372,
222/373, 378, 379, 383.1, 384-386, 398,
222/400.7, 400.8, 401, 402.1-402.25

See application file for complete search history.

(56) **References Cited**

U.S. PATENT DOCUMENTS

- D191,487 S * 10/1961 Sagarin D9/689
- D233,593 S * 11/1974 Horvath D9/694
- 3,934,761 A * 1/1976 Gentreau 222/183
- D279,511 S * 7/1985 Matsubara et al. D28/91.1
- D292,265 S * 10/1987 Schmidt D9/687
- D299,694 S * 2/1989 Geiger D9/686
- D308,162 S * 5/1990 Nitta D9/687

- D321,930 S * 11/1991 Dinand D23/360
- D365,990 S * 1/1996 McSwiggan et al. D9/448
- D402,549 S * 12/1998 Nahum Albright D9/545
- D502,104 S * 2/2005 Schmedes D9/523
- D548,095 S * 8/2007 McGuinness D9/529
- D584,638 S * 1/2009 Castelnuovo-Tedesco D9/686

* cited by examiner

Primary Examiner—Catherine Tuttle

(74) *Attorney, Agent, or Firm*—Louis C. Paul

(57) **CLAIM**

The ornamental design for a hexagonal cosmetic container, as shown and described.

DESCRIPTION

FIG. 1 is a top left perspective view showing my new design. The top right perspective view is a mirror image of the top left perspective view.

FIG. 2 is a bottom left perspective view thereof. The bottom right perspective view is a mirror image of the bottom left perspective view.

FIG. 3 is a front elevation view thereof.


FIG. 4 is a rear elevation view thereof.

FIG. 5 is a left elevation side view thereof. The right elevation side view is a mirror image of the left elevation side view.

FIG. 6 is a top plan view thereof; and,

FIG. 7 is a bottom plan view thereof.

1 Claim, 7 Drawing Sheets



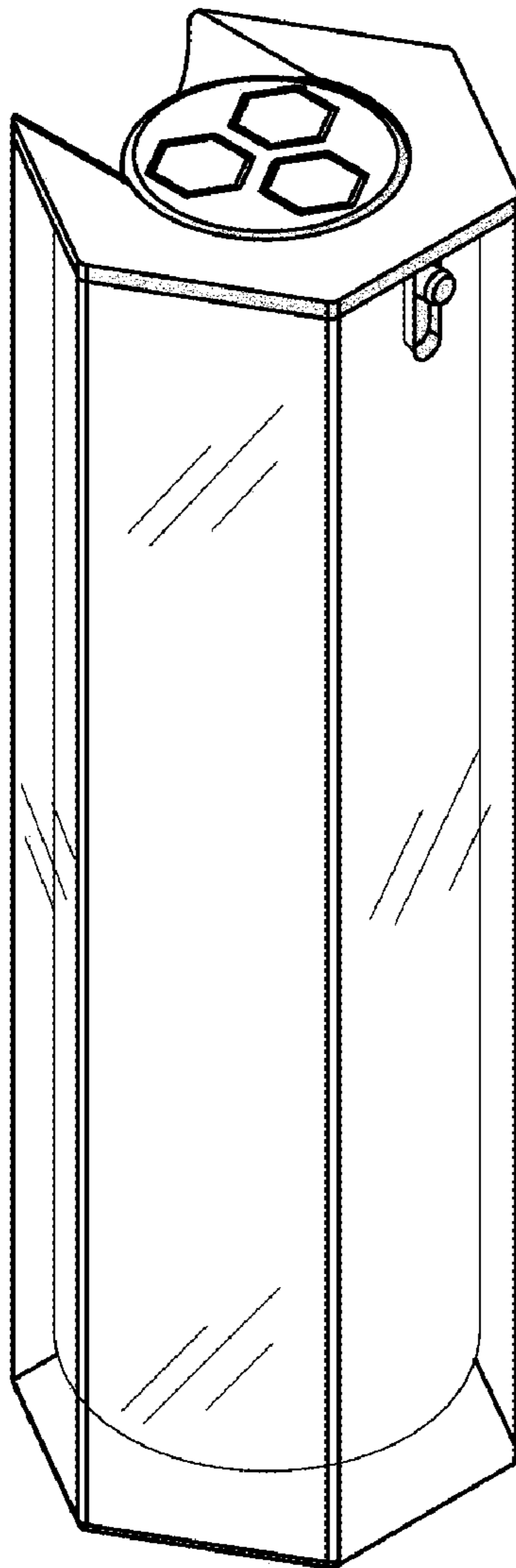


FIG. 1

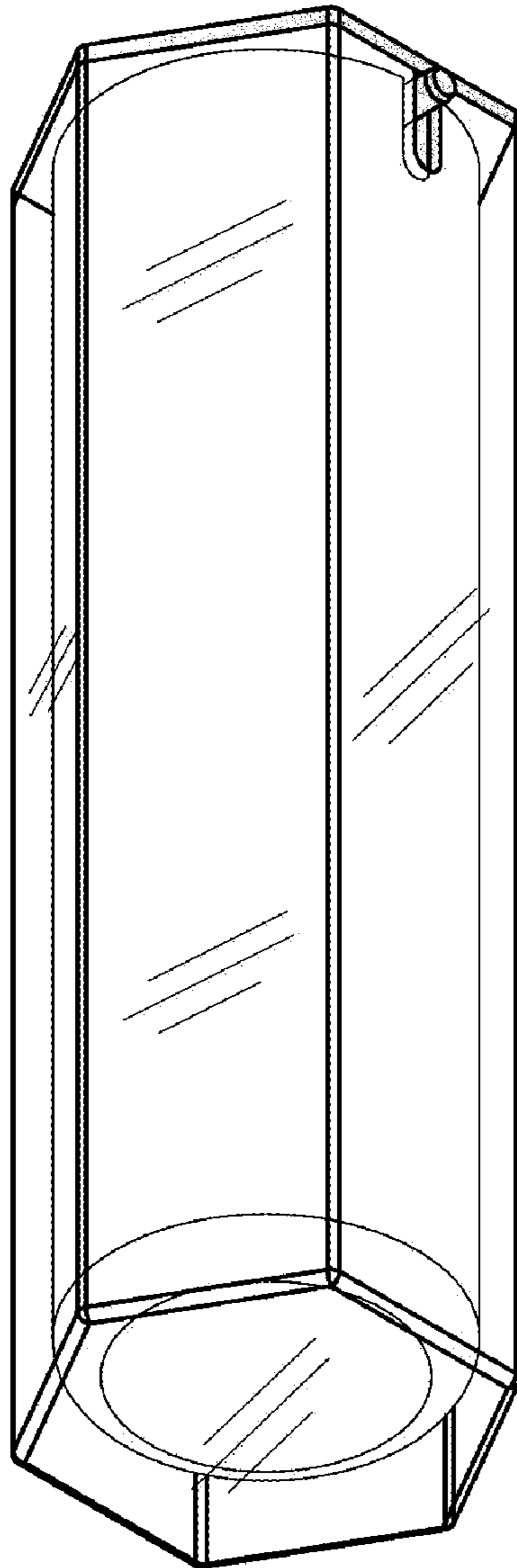


FIG. 2

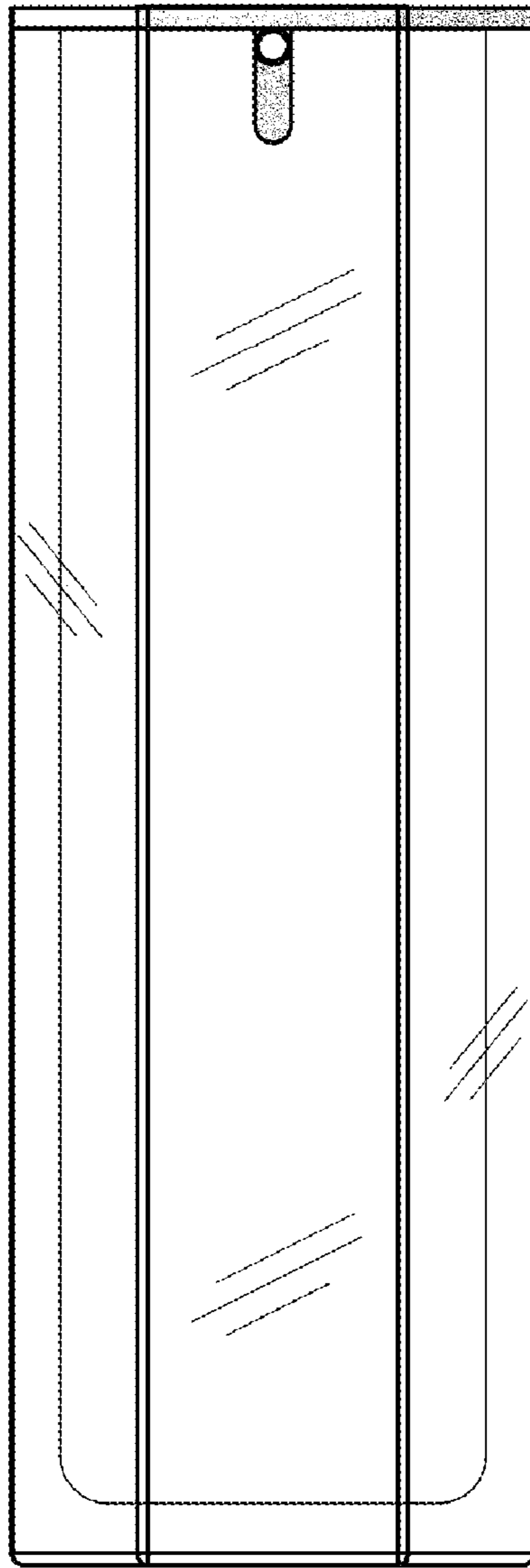


FIG. 3

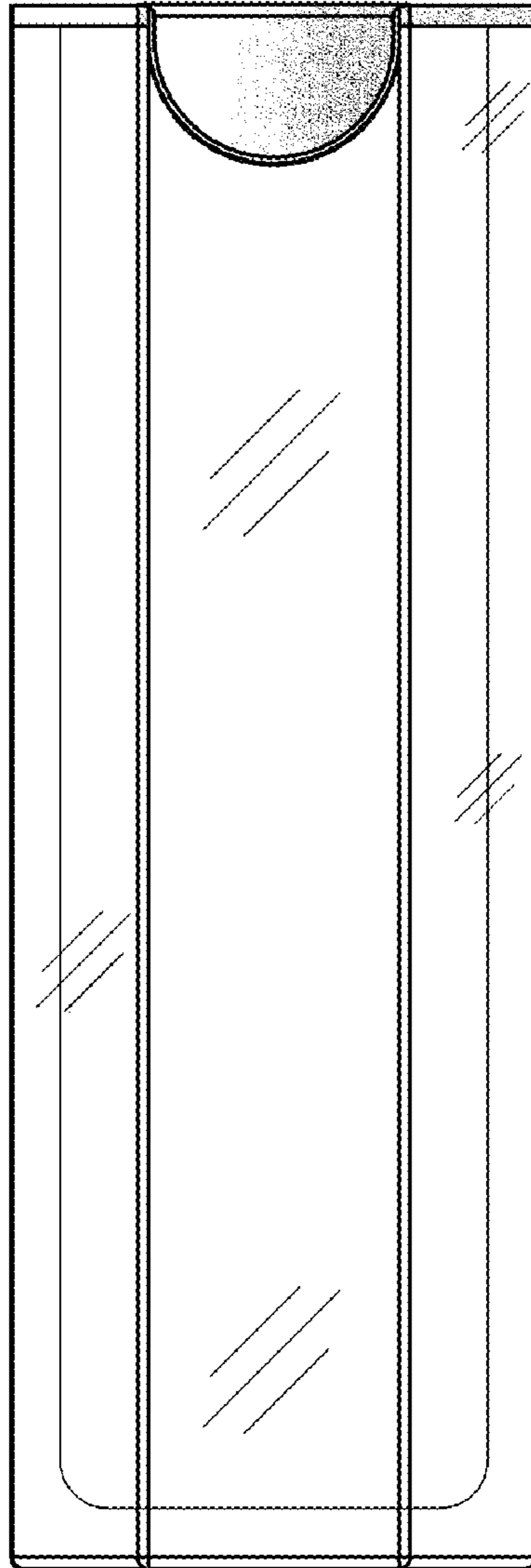


FIG. 4

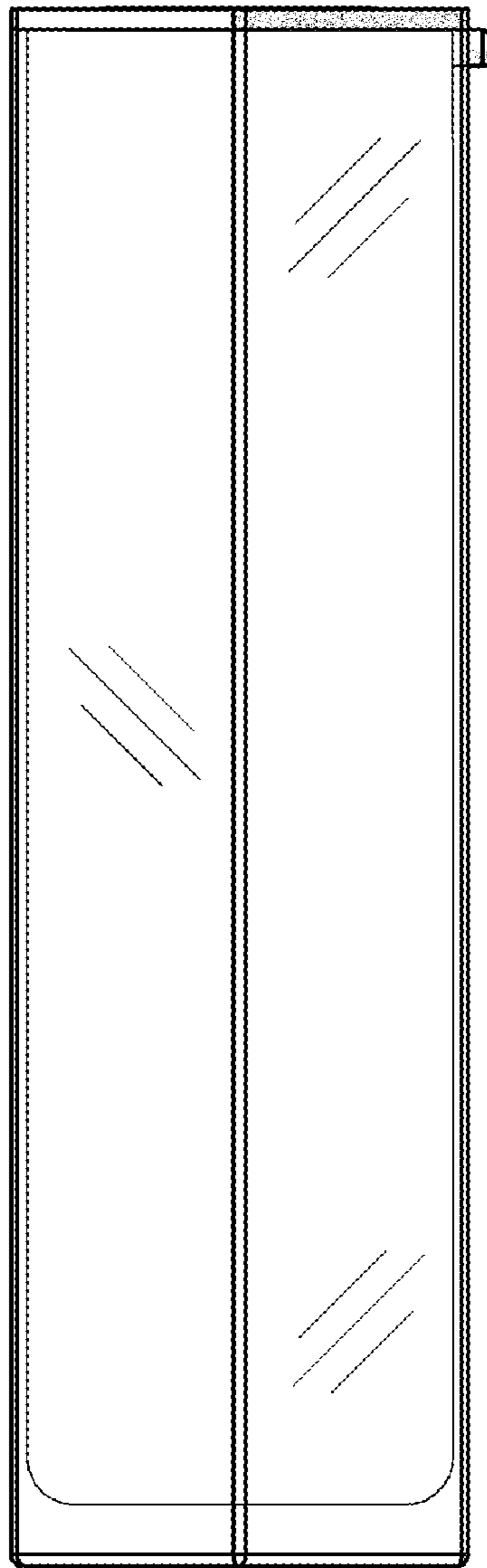


FIG. 5

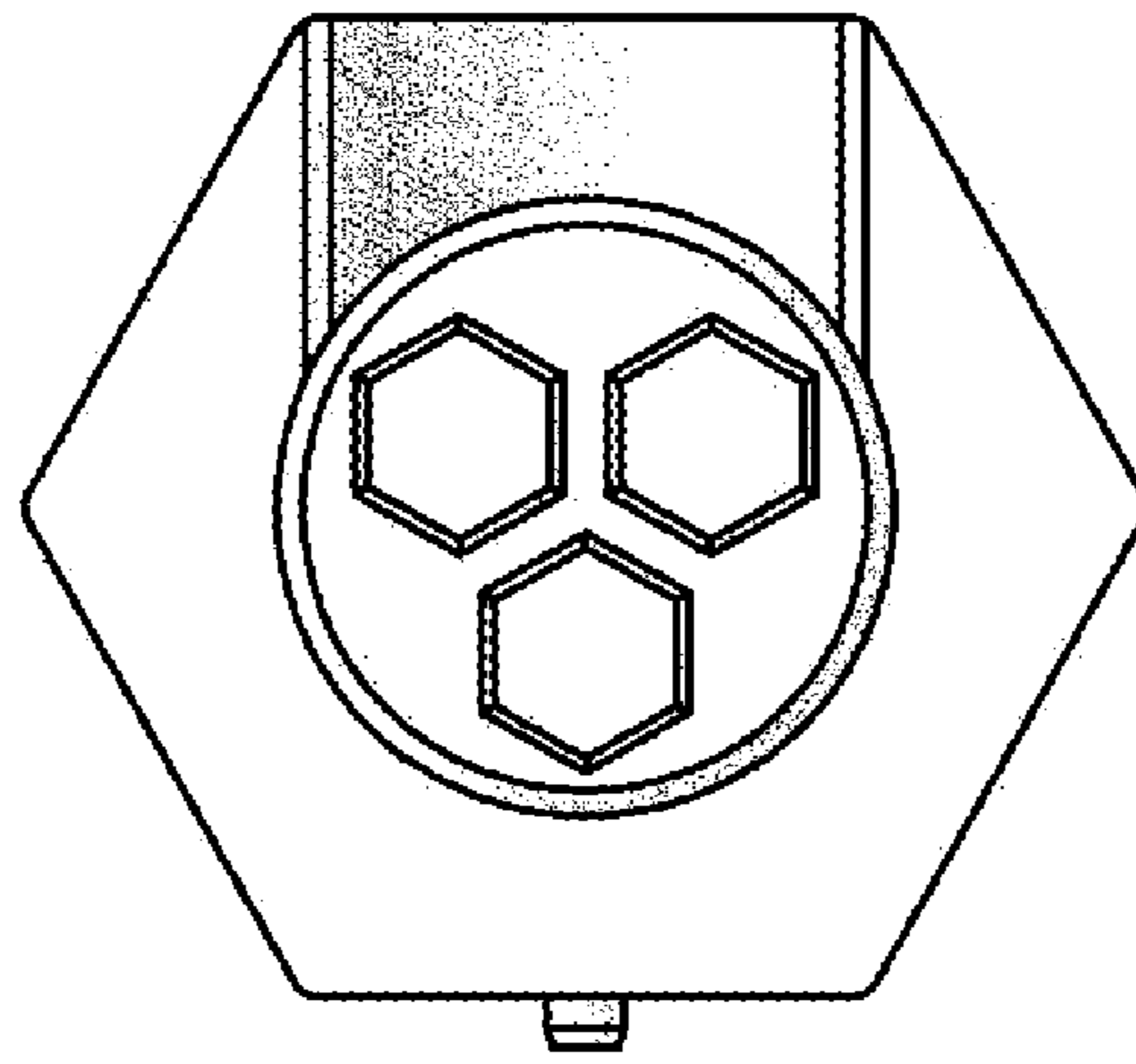


FIG. 6

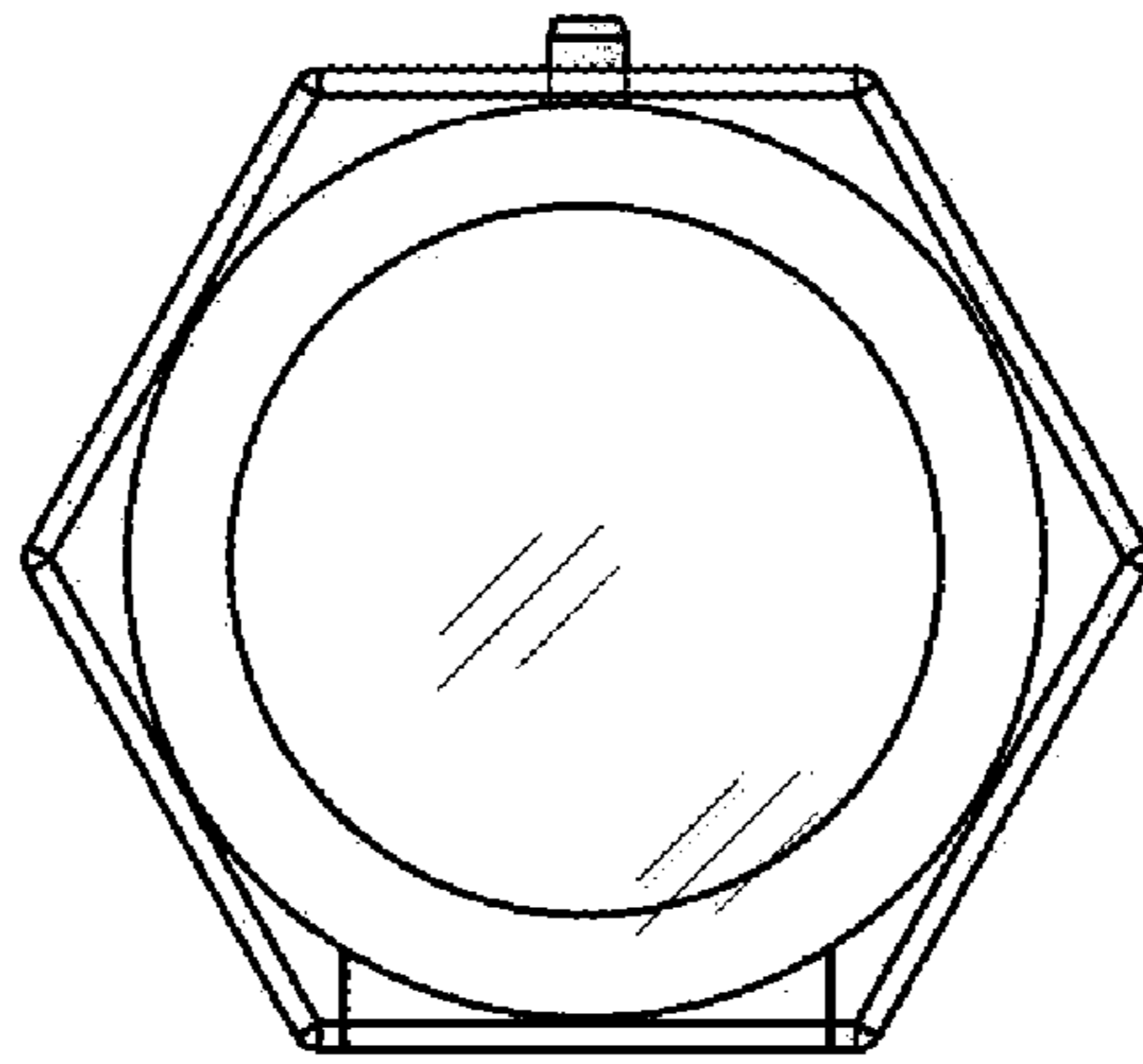


FIG.7