



US00D599660S

(12) **United States Design Patent**
Pieriboni

(10) **Patent No.:** **US D599,660 S**

(45) **Date of Patent:** **** Sep. 8, 2009**

(54) **CLOSING MEANS**

(76) **Inventor:** **Antonio Pieriboni**, Via A. Volta, 32/5,
36054 Montebello Vicentino (VI) (IT)

(**) **Term:** **14 Years**

(21) **Appl. No.:** **29/319,968**

(22) **Filed:** **Jun. 18, 2008**

(30) **Foreign Application Priority Data**

Jan. 14, 2008 (EM) 000858030-0003

(51) **LOC (9) Cl.** **09-07**

(52) **U.S. Cl.** **D9/435**

(58) **Field of Classification Search** D9/780,
D9/763, 443, 438, 435, 434; 220/906, 273,
220/269; 215/306, 291, 280, 279, 278, 277,
215/273

See application file for complete search history.

(56) **References Cited**

U.S. PATENT DOCUMENTS

215,838	A *	5/1879	Shahan	215/280
228,355	A *	6/1880	Hollender	215/280
250,310	A *	11/1881	Walker	215/291
292,367	A *	1/1884	Sachs	215/291
314,359	A *	3/1885	Bernardin	215/278
321,236	A *	6/1885	Morgan	215/280
321,607	A *	7/1885	Howard	215/291
329,169	A *	10/1885	Howard	215/291
358,189	A *	2/1887	Denebeim	215/278
384,099	A *	6/1888	Tallman	215/280
402,370	A *	4/1889	Walch	215/291
445,803	A *	2/1891	Curtis	215/291
474,756	A *	5/1892	Nelson	215/280
478,771	A *	7/1892	Thomas	215/280
507,669	A *	10/1893	Atwood	215/291
D27,860	S *	11/1897	Gross	D8/382
D32,187	S *	2/1900	Rittenhouse	D32/54

713,693	A *	11/1902	Schroder	215/278
810,331	A *	1/1906	Gallagher	215/291
835,497	A *	11/1906	Briggs	215/280
907,166	A *	12/1908	McCloskey	215/278
944,512	A *	12/1909	Schroder	215/291
1,047,761	A *	12/1912	Davis	215/280
1,066,250	A *	7/1913	Burnap	215/291
1,112,875	A *	10/1914	Whelan	215/273
1,131,201	A *	3/1915	Bluthardt	215/291
1,183,892	A *	5/1916	McTague	215/291
1,420,892	A *	6/1922	Thompson	215/280
1,723,260	A *	8/1929	Thomssen	215/278
2,130,136	A *	9/1938	Killin, Jr.	215/280
2,169,448	A *	8/1939	Linch	215/291
2,279,991	A *	4/1942	Hotchkiss	215/280
D149,834	S *	6/1948	Perkins	D9/443
3,339,775	A *	9/1967	Valentin	215/291
3,379,328	A *	4/1968	Plion	215/291

* cited by examiner

Primary Examiner—Susan Bennett Hattan
(74) *Attorney, Agent, or Firm*—IP Strategies

(57) **CLAIM**

The ornamental design for a closing means, as shown and described.

DESCRIPTION

FIG. 1 is a perspective view of the closing means showing the new design.

FIG. 2 is a top view thereof;

FIG. 3 is a bottom view thereof;

FIG. 4 is a side view thereof; the other side is a mirror image and is not shown;

FIG. 5 is a back view thereof;

FIG. 6 is a front oblique view thereof; and,

FIG. 7 is an additional perspective view thereof.

1 Claim, 7 Drawing Sheets






Fig. 1




Fig. 2




Fig. 3

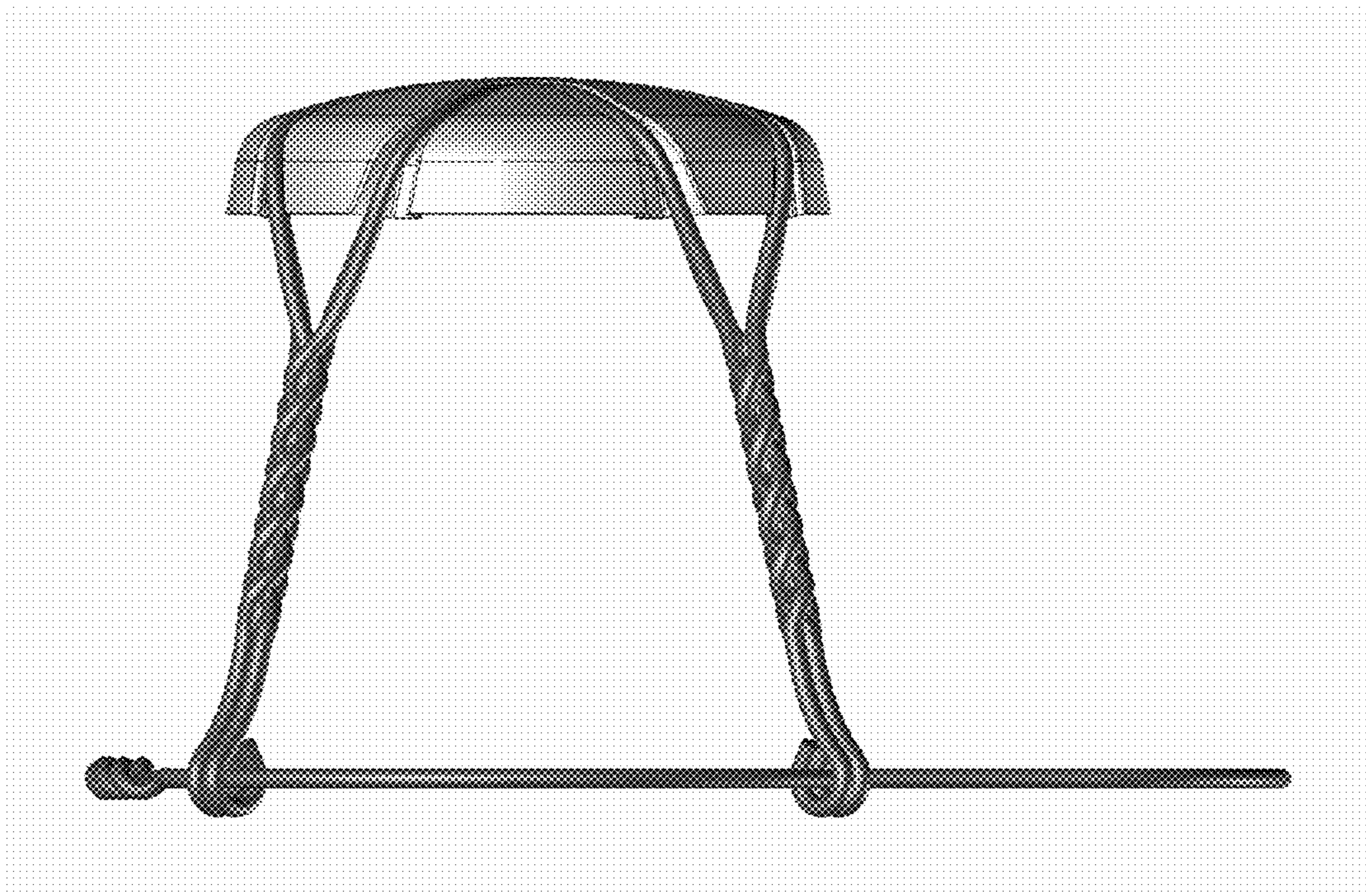


Fig. 4

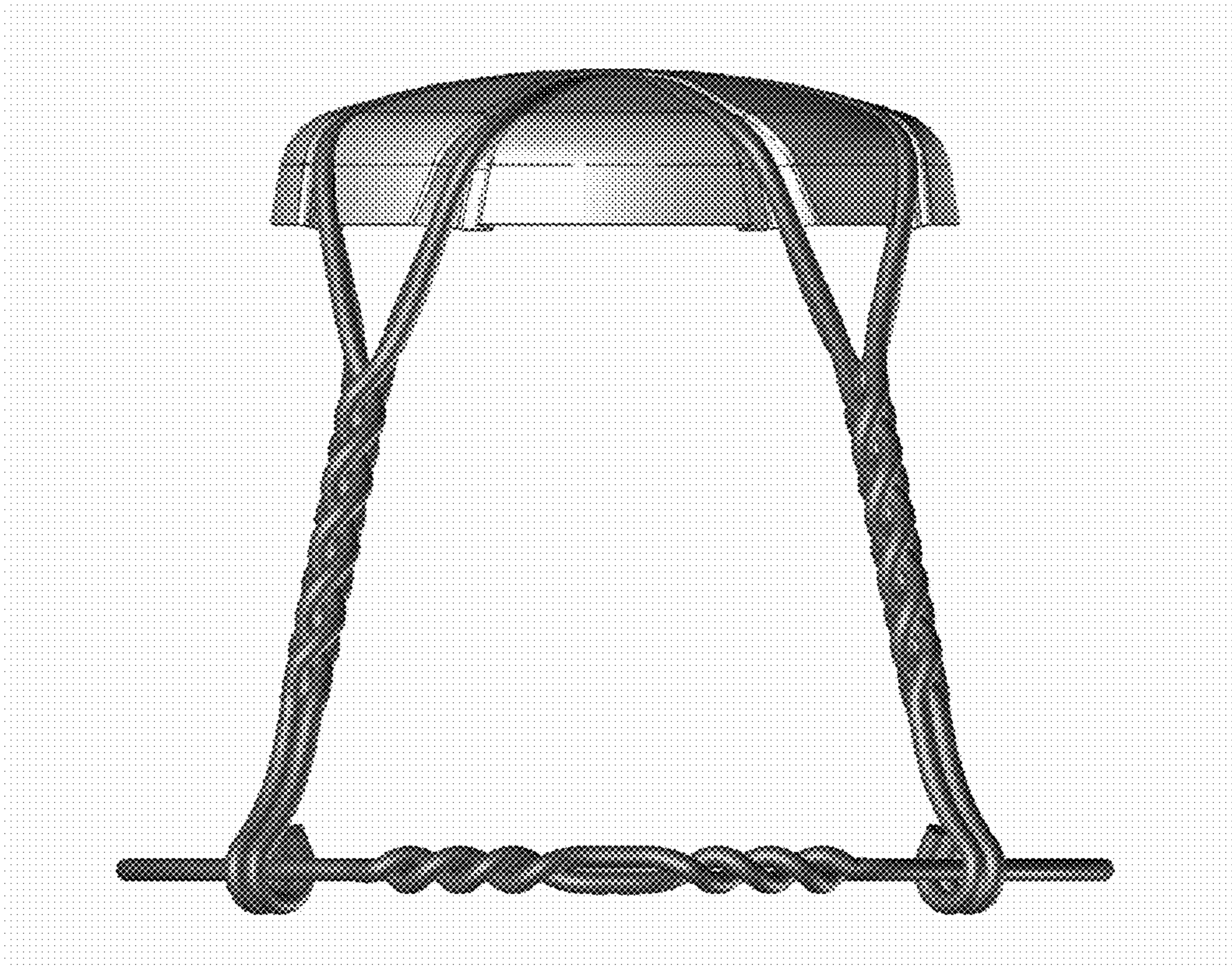


Fig. 5



Fig. 6



Fig. 7