



US00D599656S

(12) **United States Design Patent**
Bierschenk et al.

(10) **Patent No.:** **US D599,656 S**

(45) **Date of Patent:** **** Sep. 8, 2009**

(54) **SEMI-RIGID CONTAINER**

(75) Inventors: **Patrick Joseph Bierschenk**, Dallas, TX (US); **John Joseph Michels**, Highland Village, TX (US)

(73) Assignee: **Frito-Lay North America, Inc.**, Plano, TX (US)

(**) Term: **14 Years**

(21) Appl. No.: **29/334,893**

(22) Filed: **Apr. 3, 2009**

Related U.S. Application Data

(62) Division of application No. 29/280,608, filed on Jun. 1, 2007, now abandoned.

(51) **LOC (9) Cl.** **09-03**

(52) **U.S. Cl.** **D9/432**

(58) **Field of Classification Search** D9/430-433, D9/414, 417, 420-423, 702, 759; 206/45.21, 206/45.29, 476, 525.1, 526, 720, 750, 763, 206/774, 784; 229/100, 101, 103.2, 117, 229/117.01, 117.03-117.08, 120.02, 120.08, 229/129.13-120.18, 120.31, 120.37, 125.09, 229/125.15, 125.29, 126, 138, 155, 170, 229/221, 222, 247, 902, 904, 917, 933-937, 229/942; 221/25, 48, 63, 303, 305, 309; 383/720

See application file for complete search history.

(56) **References Cited**

U.S. PATENT DOCUMENTS

1,826,646 A * 10/1931 Blake 383/120
2,569,964 A * 10/1951 Waters 383/115
D199,647 S * 11/1964 Willinger D9/433
3,457,707 A * 7/1969 Fesco 55/376
4,550,826 A * 11/1985 Asanuma 206/259
5,044,143 A * 9/1991 Ako et al. 53/448
6,065,873 A * 5/2000 Fowler 383/104

6,164,821 A * 12/2000 Randall 383/34
7,452,132 B2 * 11/2008 Tang 383/63
2003/0217950 A1 * 11/2003 Matthews Brown et al. . 206/770
2006/0049073 A1 * 3/2006 Shannon 206/459.5
2006/0138013 A1 * 6/2006 Lamstein 206/524.8
2006/0175328 A1 * 8/2006 Lapoint 220/6
2008/0011747 A1 * 1/2008 Anderson et al. 220/9.4
2008/0298728 A1 * 12/2008 Bierschenk 383/120
2009/0022433 A1 * 1/2009 Goglio et al. 383/104

* cited by examiner

Primary Examiner—T. Chase Nelson

Assistant Examiner—Karen Acker

(74) *Attorney, Agent, or Firm*—Colin P. Cahoon; Carstens & Cahoon, LLP

(57) **CLAIM**

The ornamental design for a semi-rigid container, as shown and described.

DESCRIPTION

FIG. 1 is a perspective view of the semi-rigid container of the present invention;

FIG. 2 is a front elevation view of the semi-rigid container of the present invention, with the rear elevation view a mirror image of the front elevation view;

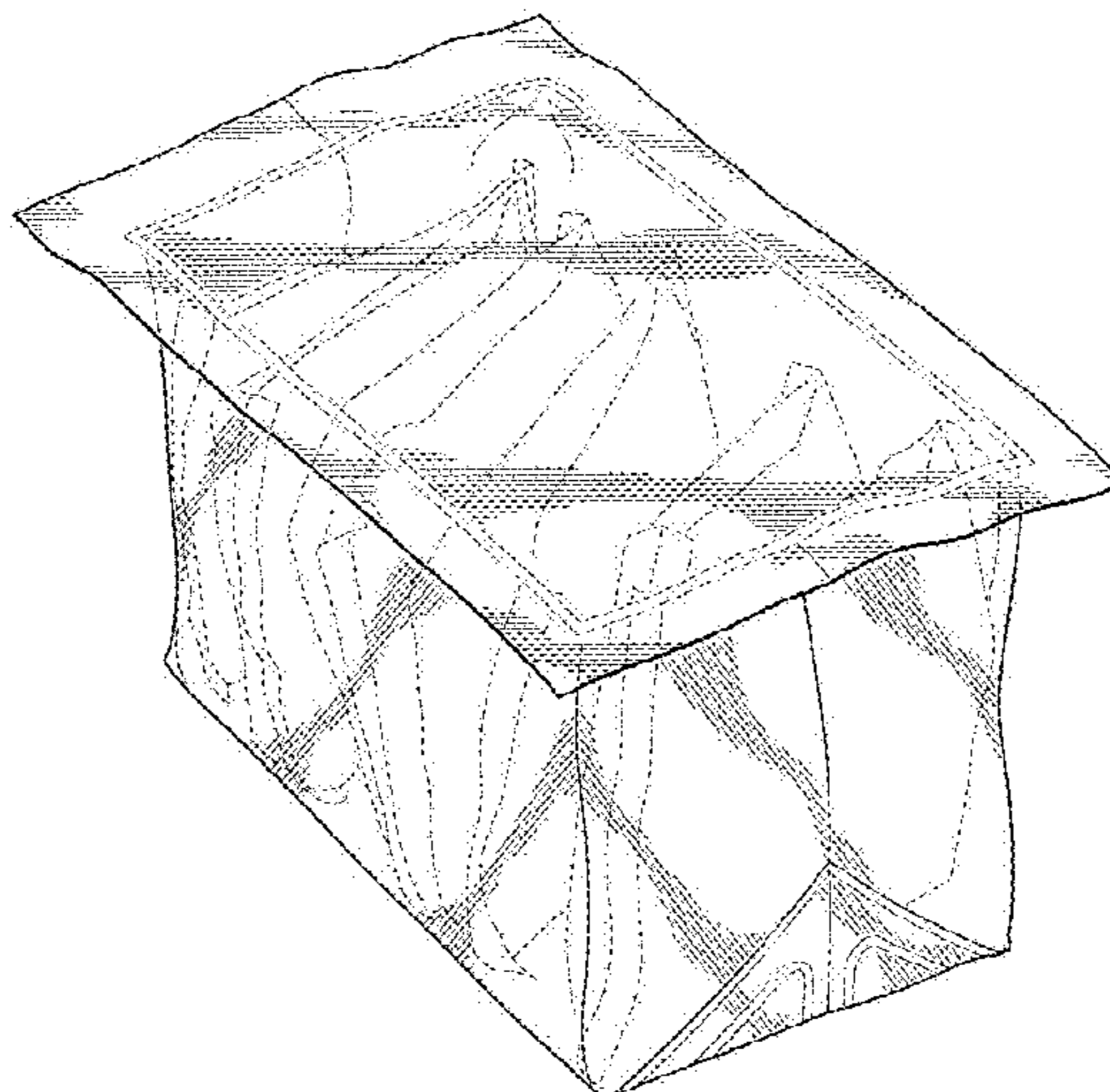
FIG. 3 is a left elevation view of the semi-rigid container of the present invention, with the right elevation view a mirror image of the left elevation view;

FIG. 4 is a top plan view of the semi-rigid container of the present invention; and,

FIG. 5 is a bottom plan view of the semi-rigid container of the present invention.

The broken lines in FIG. 1 represent environmental structure in the form of contents within the semi-rigid container and form no part of the claimed design. The broken lines on the semi-rigid container showing a rectangular seal in FIGS. 1, 4, and 5 represent unclaimed portions of the design. The broken lines form no part of the claimed design.

1 Claim, 3 Drawing Sheets



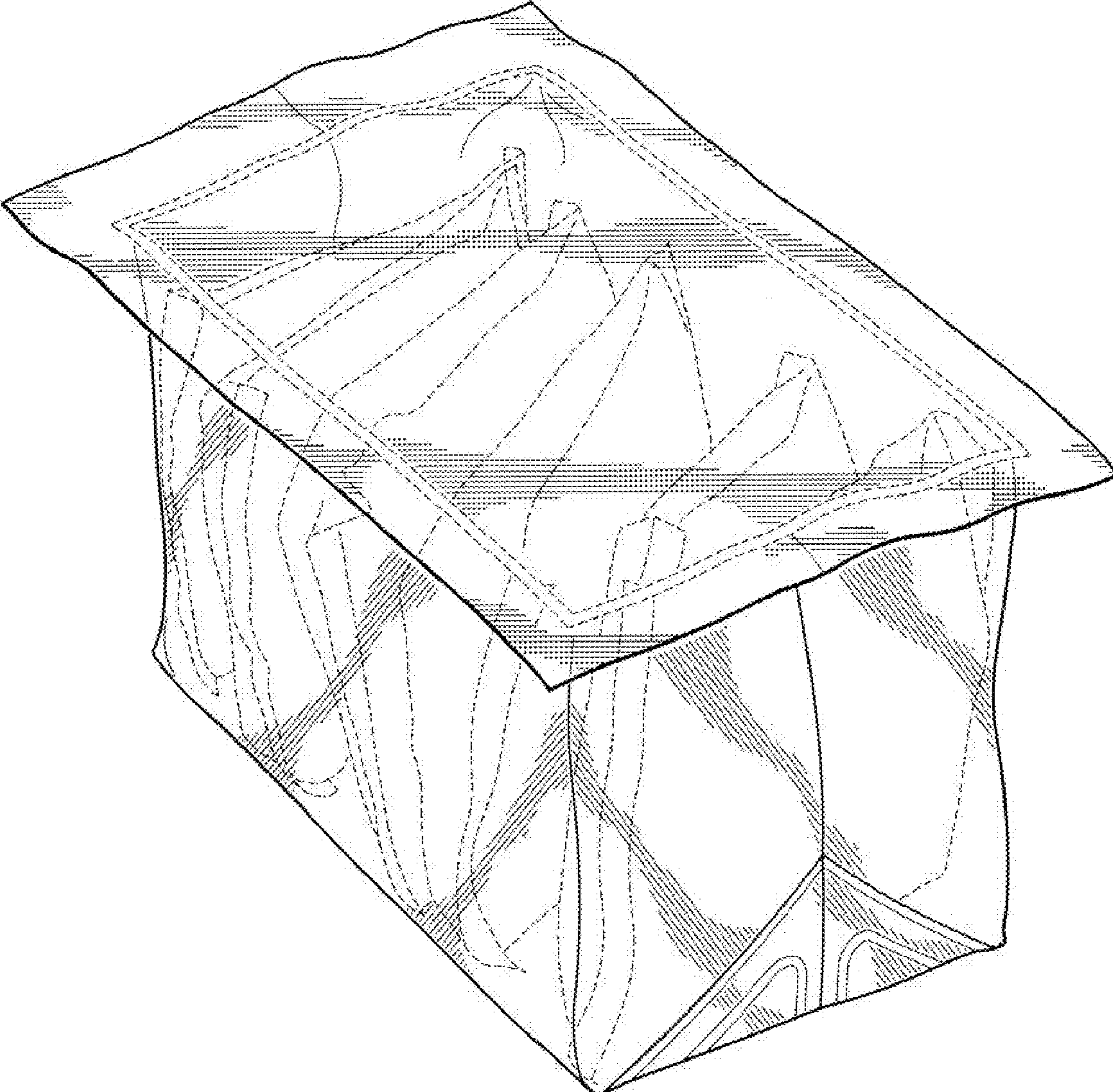


FIG. 1

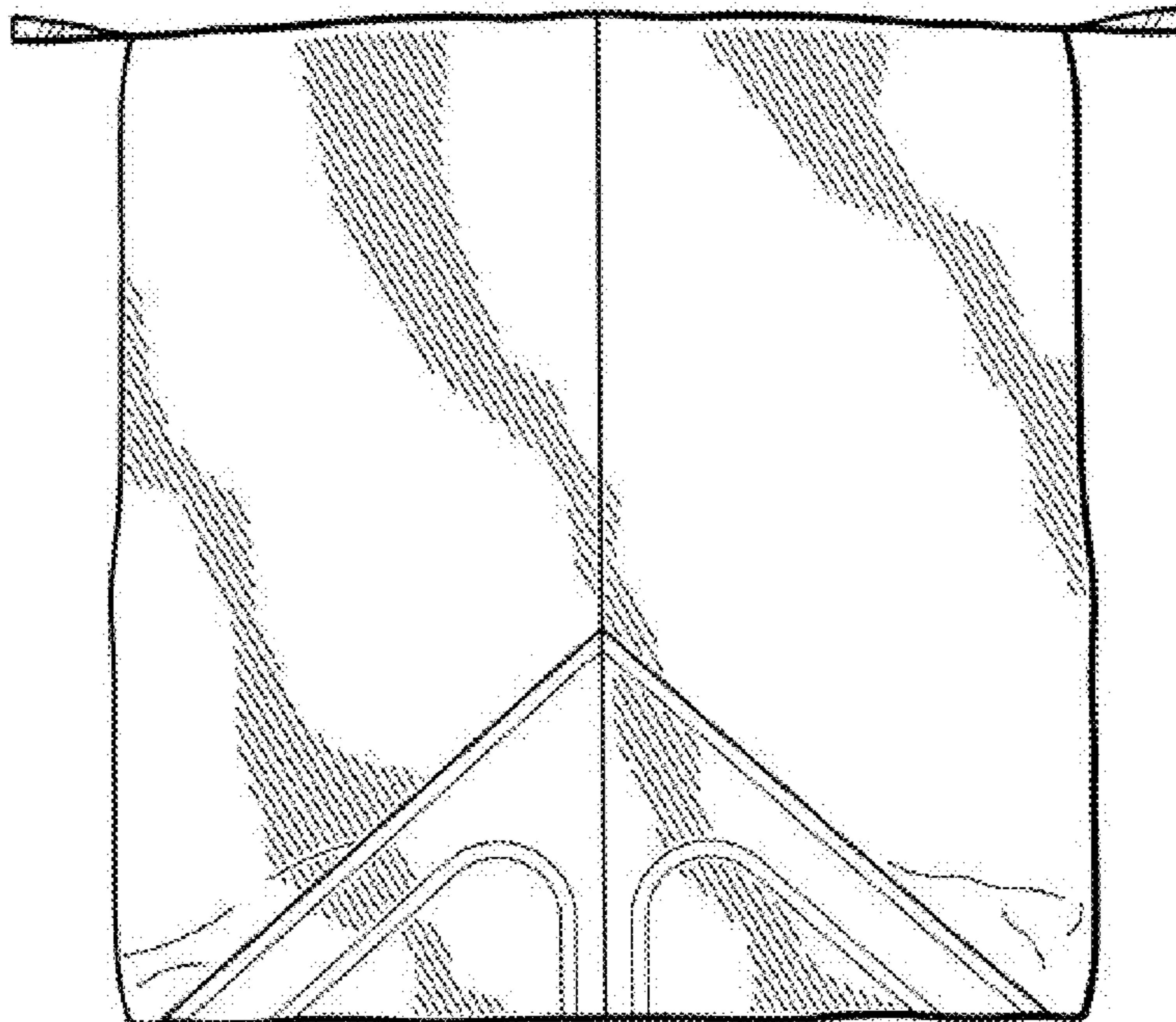


FIG. 2

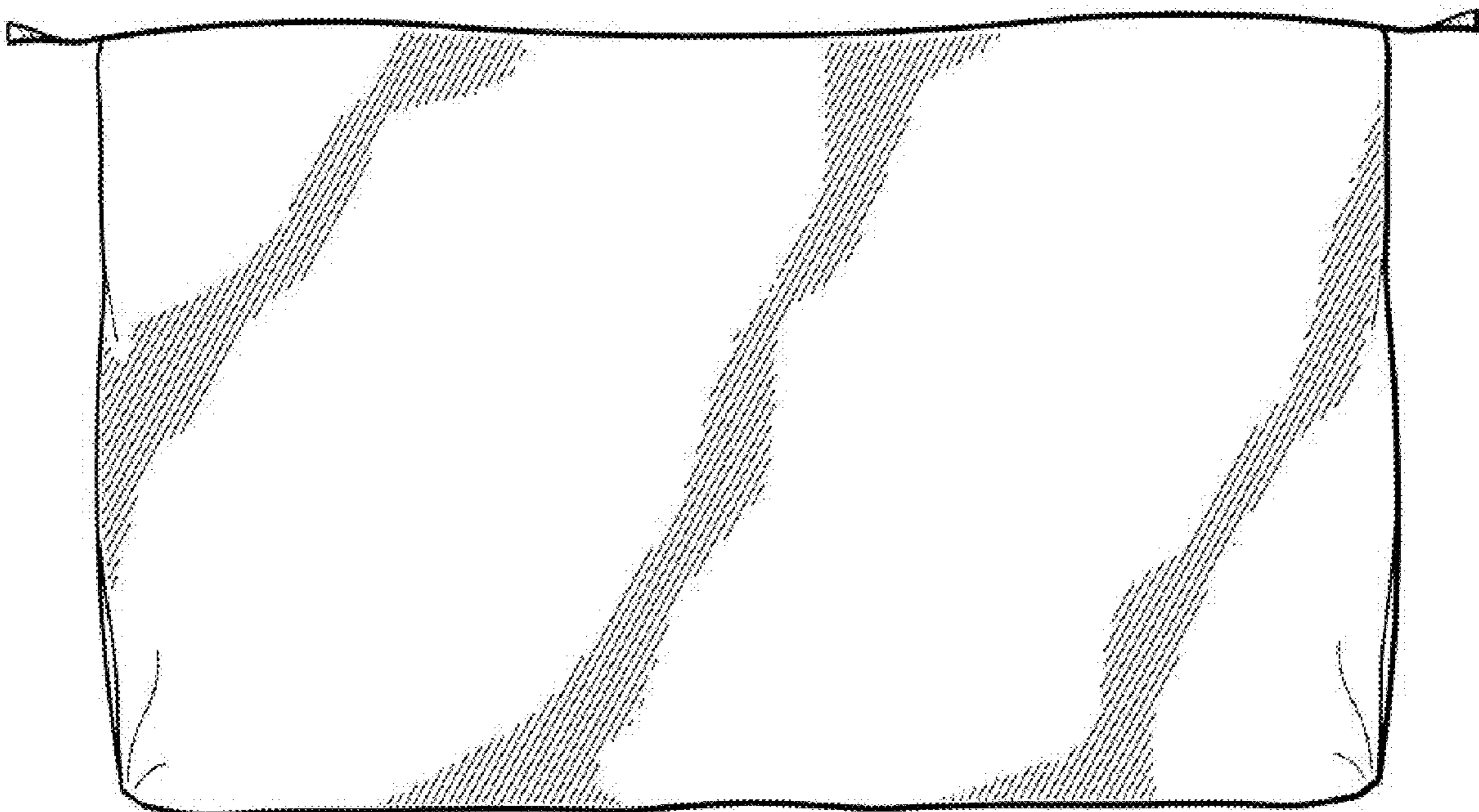


FIG. 3

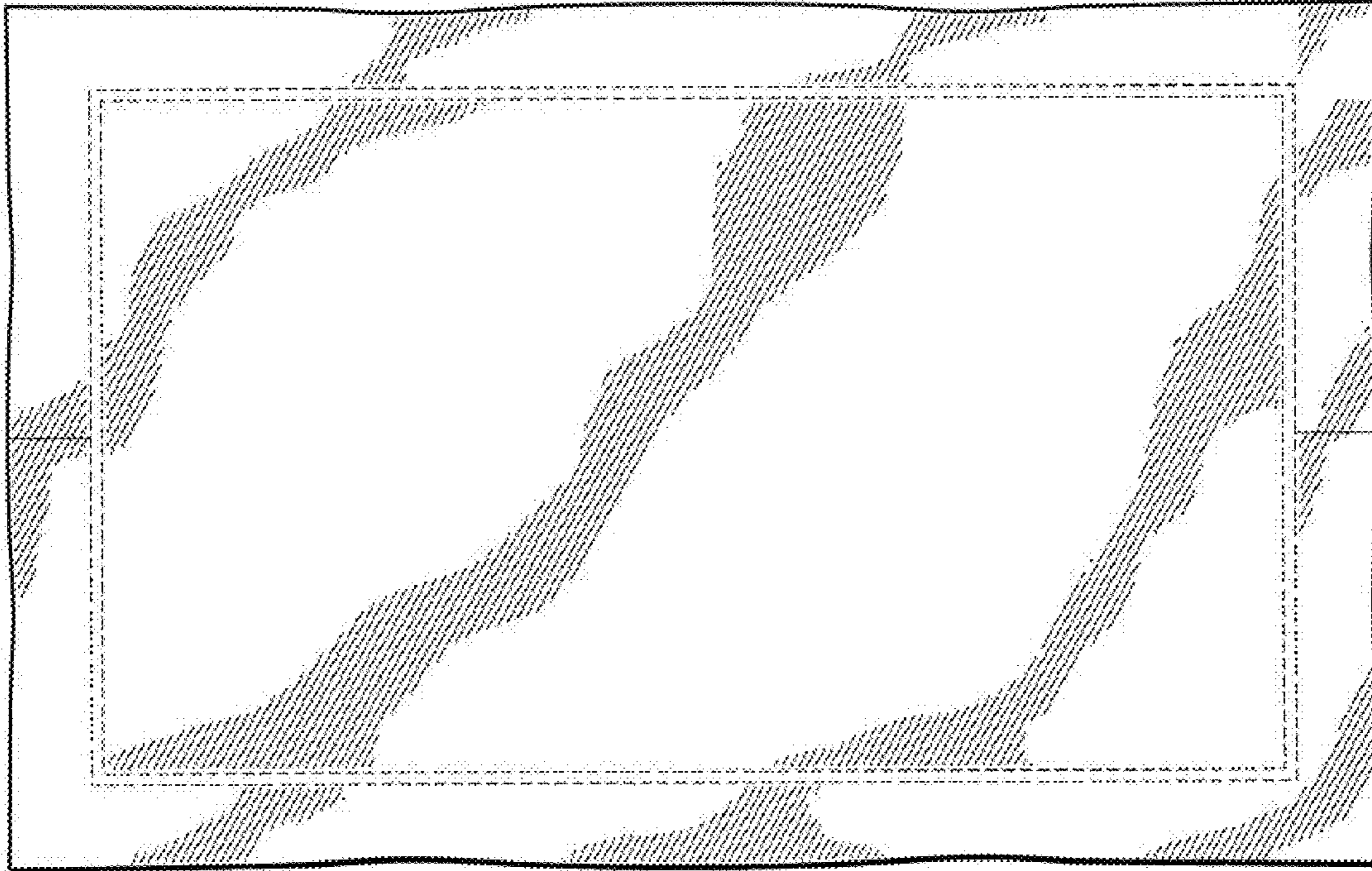


FIG. 4

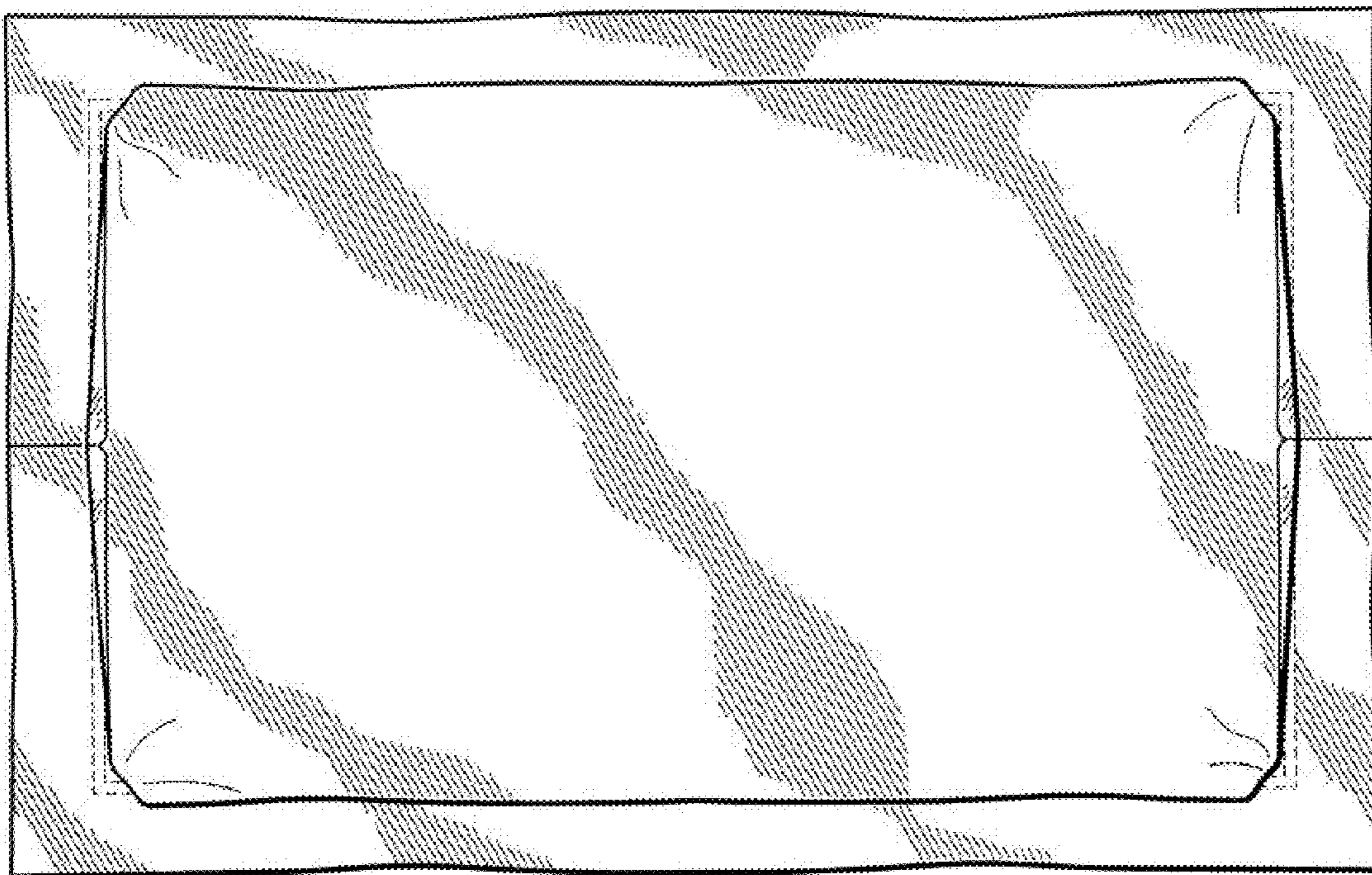


FIG. 5