



US00D599653S

(12) **United States Design Patent**
DiBenedetto

(10) **Patent No.:** **US D599,653 S**

(45) **Date of Patent:** **** Sep. 8, 2009**

(54) **CLOTHING PACKAGING**

(75) Inventor: **Danielle DiBenedetto**, North Olmsted, OH (US)

(73) Assignee: **Danielle DiBenedetto, LLC**, North Olmsted, OH (US)

(**) Term: **14 Years**

(21) Appl. No.: **29/298,920**

(22) Filed: **Dec. 14, 2007**

(51) **LOC (9) Cl.** **09-03**

(52) **U.S. Cl.** **D9/415**

(58) **Field of Classification Search** D9/700,
D9/702, 707-711, 715, 720-722, 414-419,
D9/426; 206/278-299, 388, 49, 417, 484,
206/494, 806, 811, 812, 459.5, 434, 499;
229/87.15-87.17, 68.1, 68.2

See application file for complete search history.

(56) **References Cited**

U.S. PATENT DOCUMENTS

1,661,143	A *	2/1928	Littman	383/10
1,912,311	A *	5/1933	Saulnier	206/282
2,085,365	A *	6/1937	Israel	383/106
2,087,236	A *	7/1937	Anders	426/81
D135,446	S *	4/1943	Kardoff	D9/621
2,349,672	A *	5/1944	Nielsen	239/57
3,409,121	A *	11/1968	Taterka	206/299
3,554,368	A *	1/1971	Nagel	206/471
3,732,079	A *	5/1973	Davis	422/61
5,655,842	A *	8/1997	Hagino	383/101
D417,143	S *	11/1999	Irvine	D9/703
6,047,820	A *	4/2000	Heinze, III	206/232
D468,195	S *	1/2003	Bell	D9/707

* cited by examiner

Primary Examiner—Catherine Tuttle

(74) *Attorney, Agent, or Firm*—Senninger Powers LLP

(57) **CLAIM**

The ornamental design for the clothing packaging, as shown and described.

DESCRIPTION

FIG. 1 is a perspective view showing a first embodiment of my new design for the clothing packaging, wherein the packaging is in a filled configuration;

FIG. 2 is a front elevation view thereof.

FIG. 3 is a rear elevation view thereof.

FIG. 4 is a top view thereof.

FIG. 5 is a bottom view thereof.

FIG. 6 is a right side view thereof.

FIG. 7 is a left side view thereof.

FIG. 8 is a perspective view of a second embodiment of my new design for the clothing packaging, wherein the package is in an empty configuration;

FIG. 9 is a front elevation view thereof.

FIG. 10 is a rear elevation view thereof.

FIG. 11 is a top view thereof.

FIG. 12 is a bottom view thereof.

FIG. 13 is a right side view thereof; and,

FIG. 14 is a left side view thereof.

The broken lines shown in FIGS. 3-7 are included for the purpose of illustrating the piece of clothing contained within the clothing packaging that forms no part of the claimed design.

1 Claim, 14 Drawing Sheets

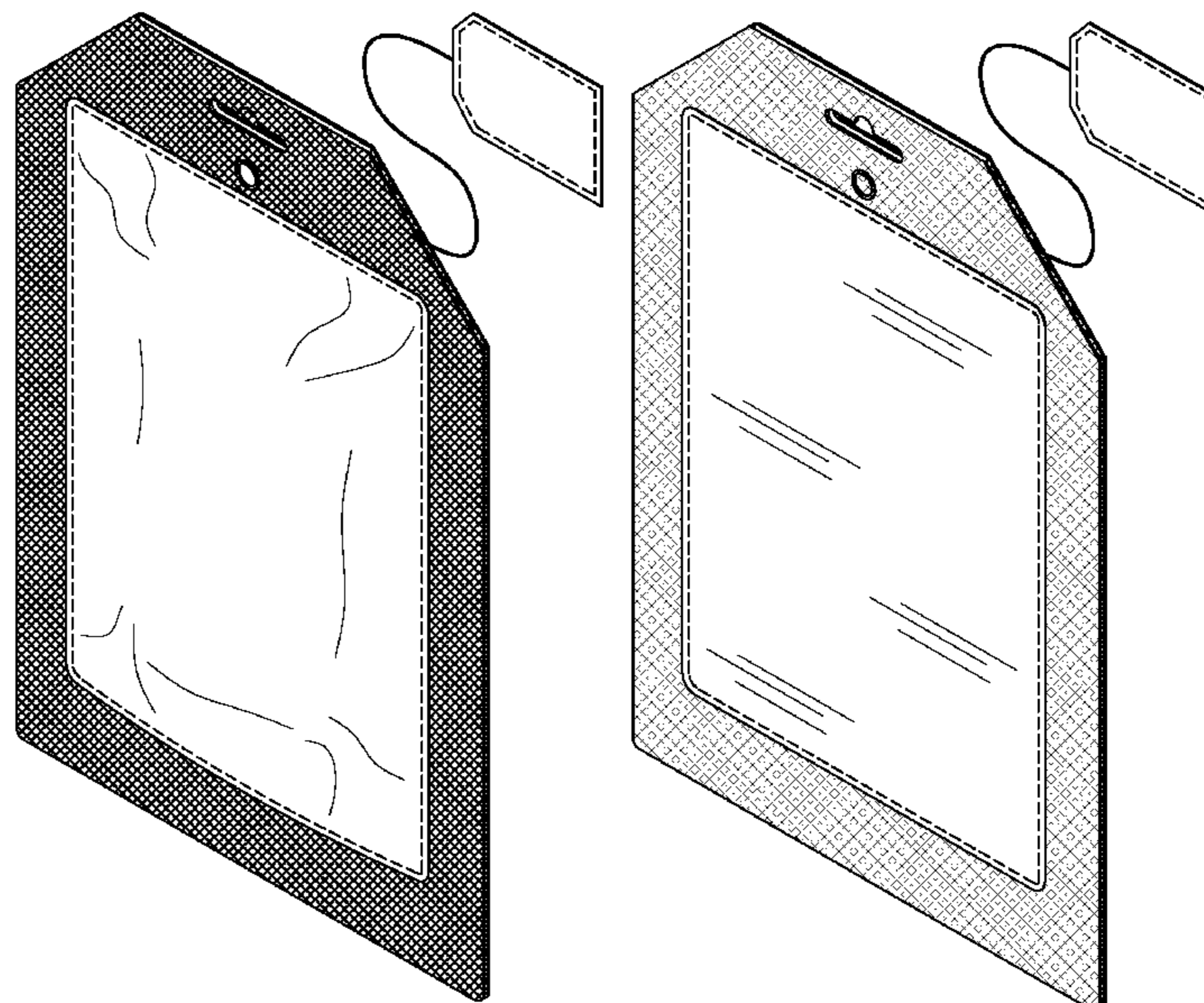


FIG. 1

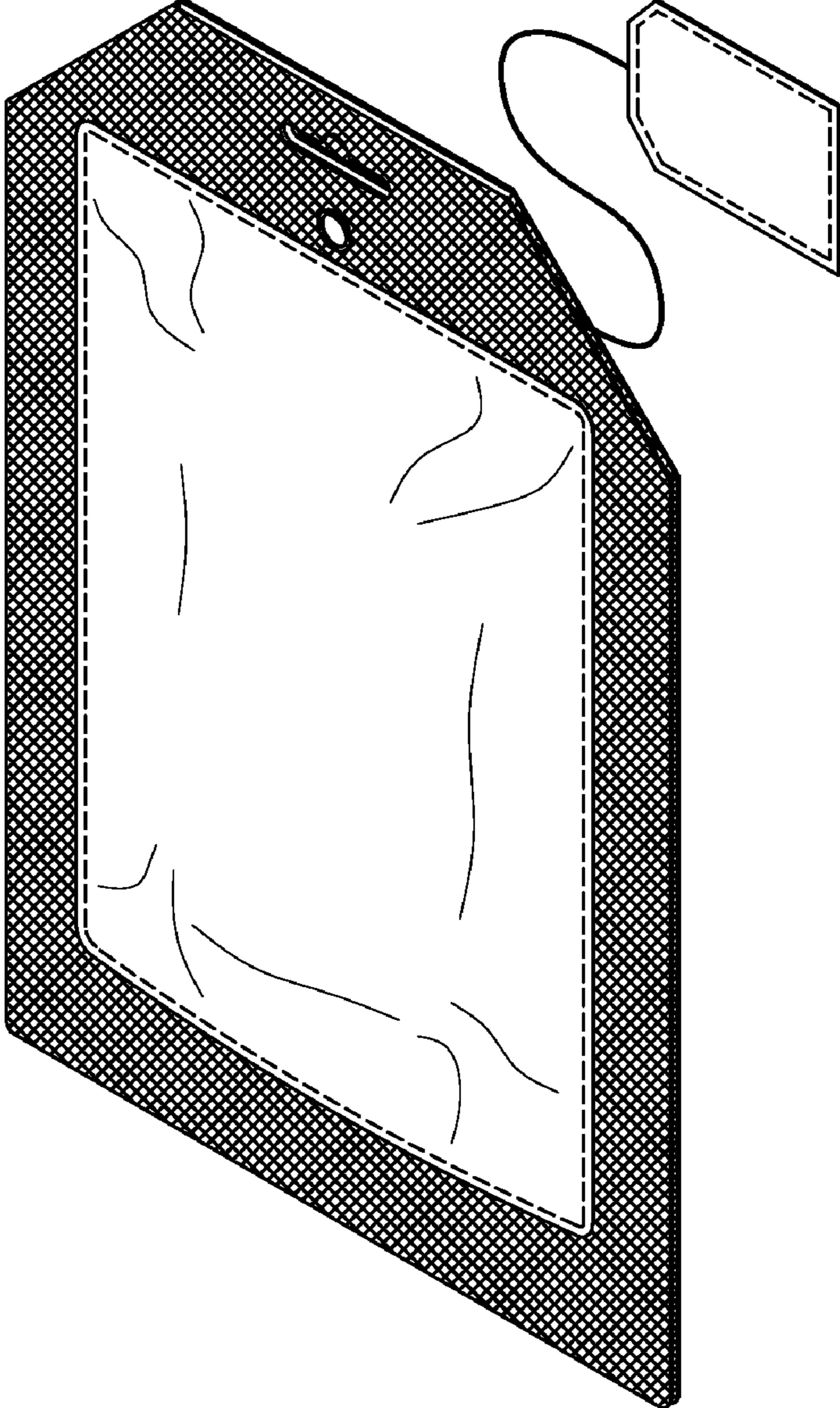


FIG. 2

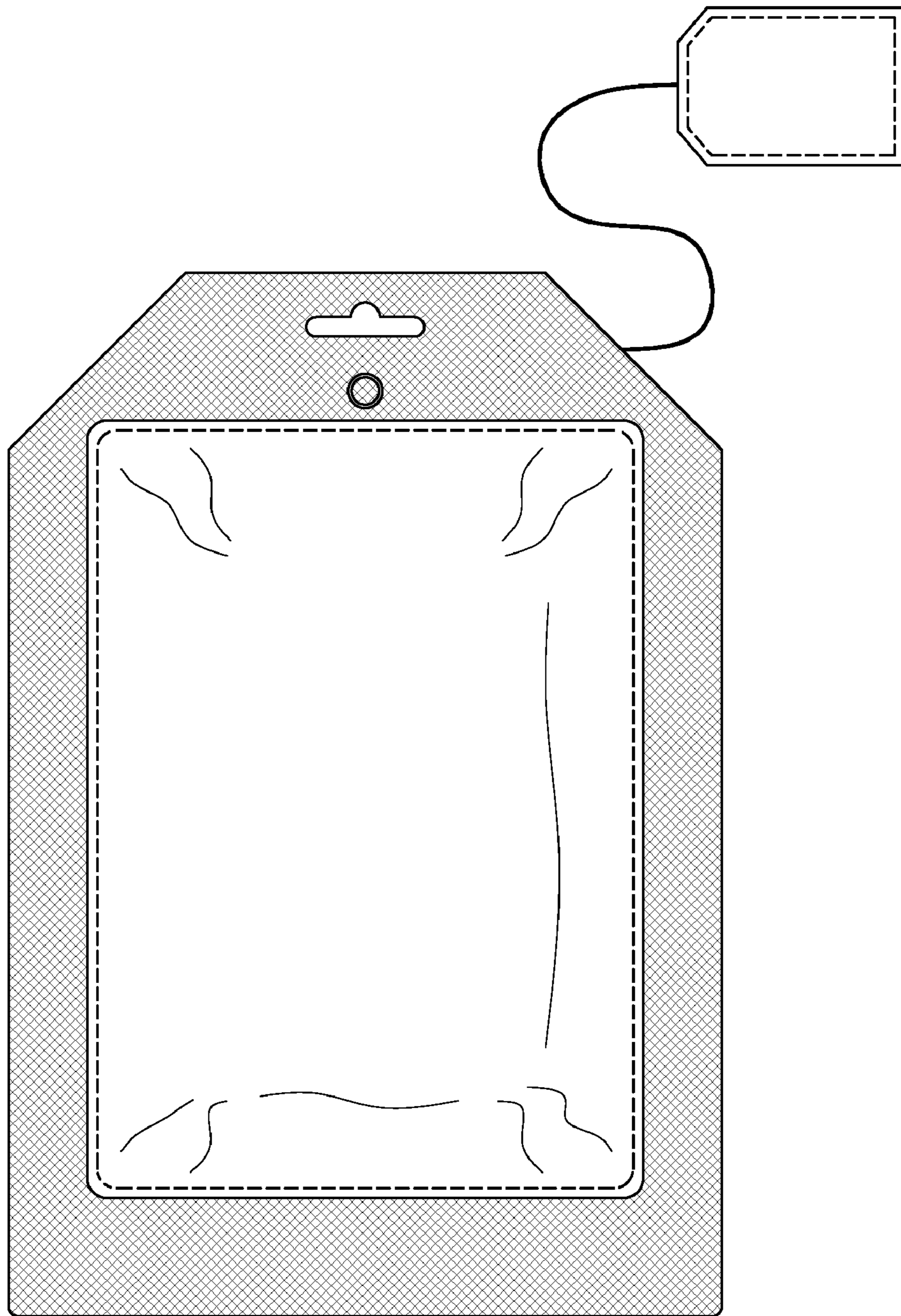


FIG. 3

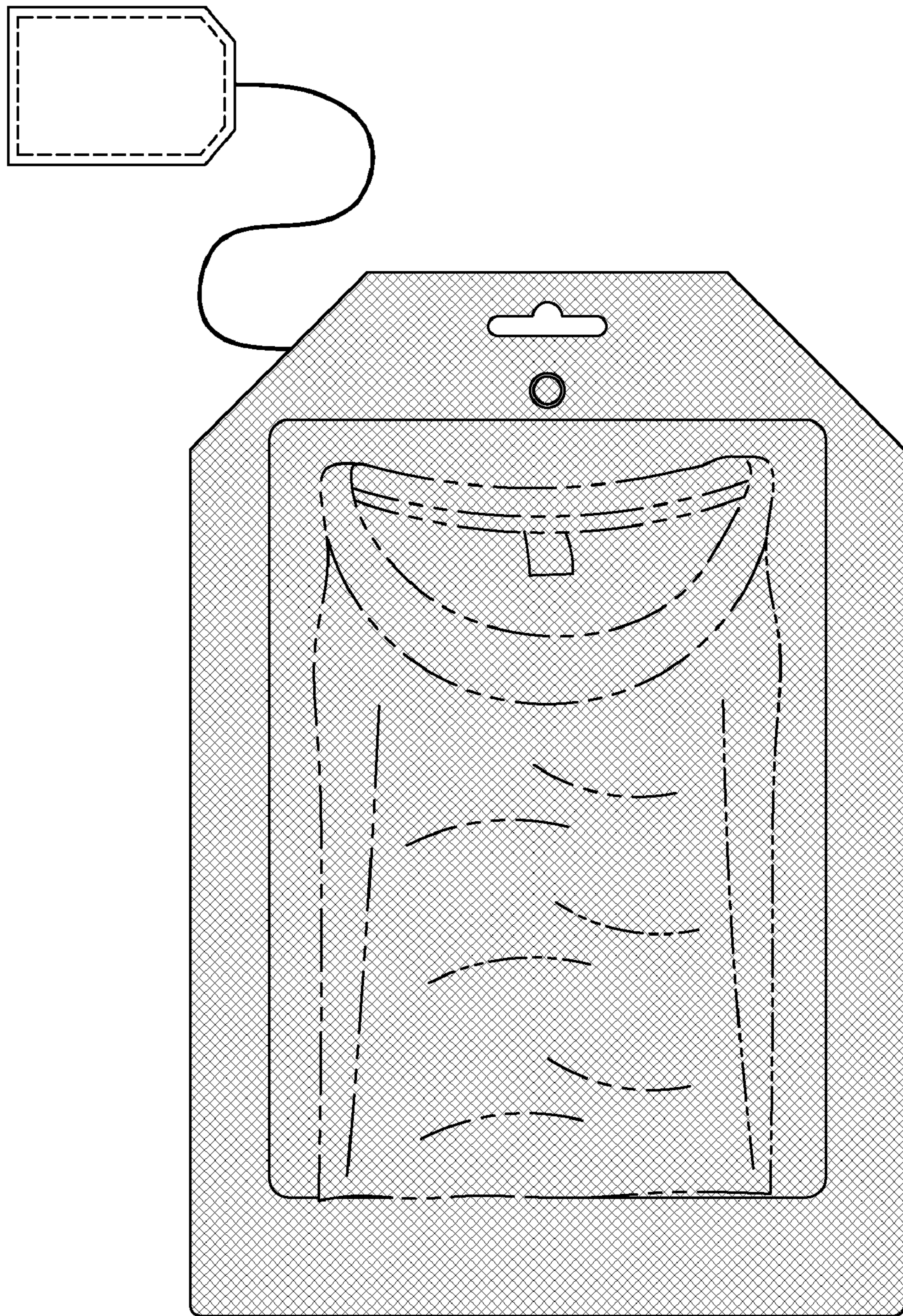


FIG. 4

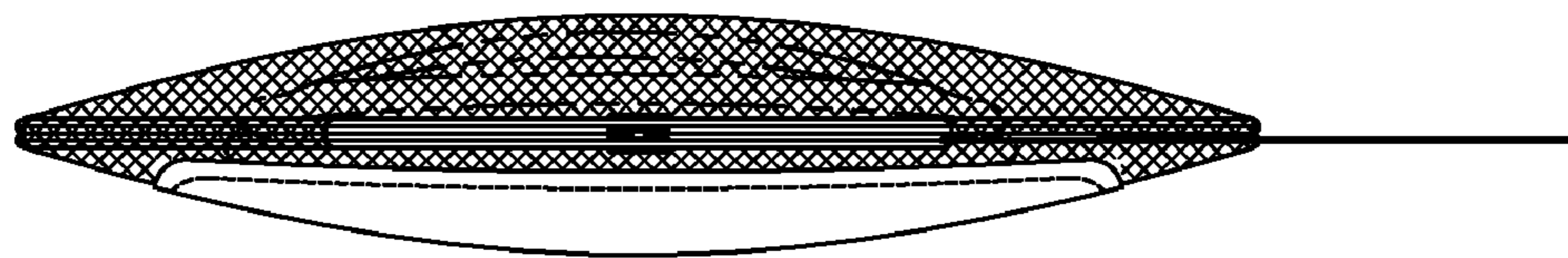


FIG. 5

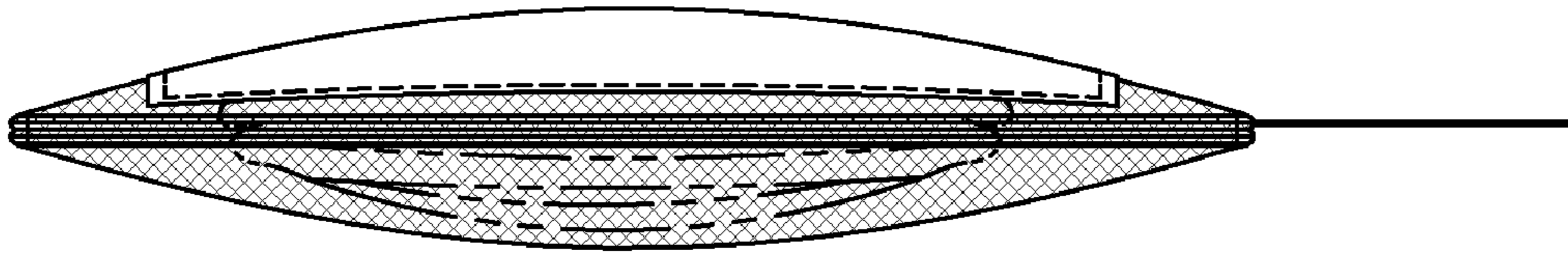


FIG. 6

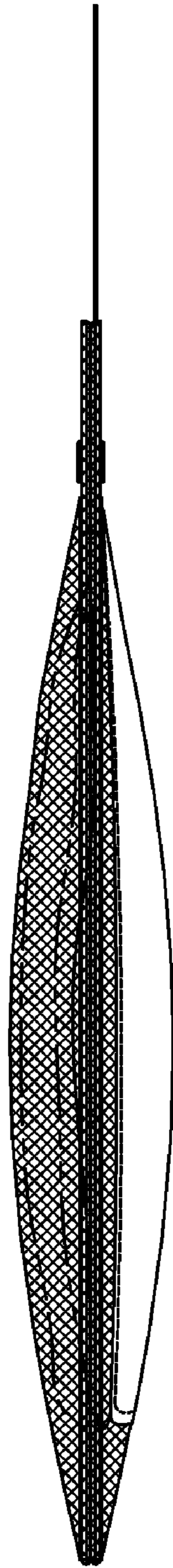


FIG. 7

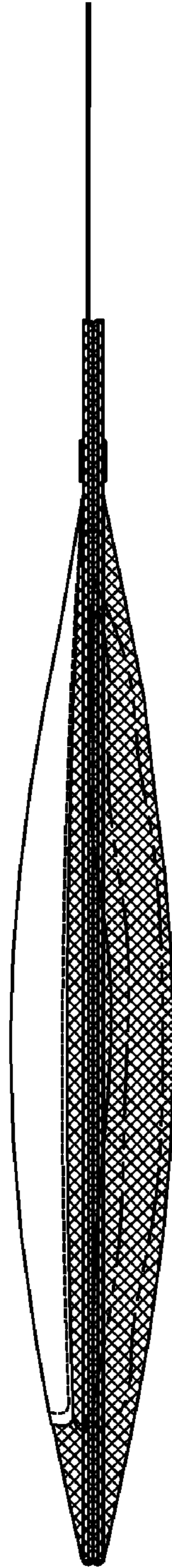


FIG. 8




FIG. 9




FIG. 10




FIG. 11



FIG. 12




FIG. 13



FIG. 14

