

US00D599647S

(12) **United States Design Patent**
Cubides

(10) **Patent No.:** **US D599,647 S**

(45) **Date of Patent:** **** Sep. 8, 2009**

(54) **HANGER**

(75) Inventor: **Wilson Cubides**, Somerset, NJ (US)

(73) Assignee: **Art Materials Service Inc.**, New Brunswick, NJ (US)

(**) Term: **14 Years**

(21) Appl. No.: **29/324,702**

(22) Filed: **Sep. 18, 2008**

(30) **Foreign Application Priority Data**

Jun. 5, 2008 (EP) 000946876-00002

(51) **LOC (9) Cl.** **08-05**

(52) **U.S. Cl.** **D8/373**

(58) **Field of Classification Search** D8/349,
D8/354, 373; 248/300, 301-304, 339
See application file for complete search history.

(56) **References Cited**

U.S. PATENT DOCUMENTS

D510,258 S * 10/2005 Glass et al. D8/373
D534,905 S * 1/2007 Sergi D14/238

* cited by examiner

Primary Examiner—Holly H Baynham

(74) *Attorney, Agent, or Firm*—Andrus, Sceales, Starke & Sawall, LLP

(57) **CLAIM**

The ornamental design for a hanger, as shown and described.

DESCRIPTION

FIG. 1 is top view of a hanger showing my new ornamental design;

FIG. 2 is a view taken from the right side of FIG. 1;

FIG. 3 is a view taken from the left side of FIG. 1;

FIG. 4 is a front elevational view the hanger shown in FIG. 1;

FIG. 5 is a bottom view of the hanger shown in FIG. 1;

FIG. 6 is a front elevational view of the hanger shown in FIG. 5; and,

FIG. 7 is a perspective view of the hanger of FIG. 1 connected to a rope shown in broken lines for illustrative purposes and forming no part of the claimed design.

1 Claim, 1 Drawing Sheet






FIG. 6



FIG. 3




FIG. 1



FIG. 2




FIG. 4



FIG. 5

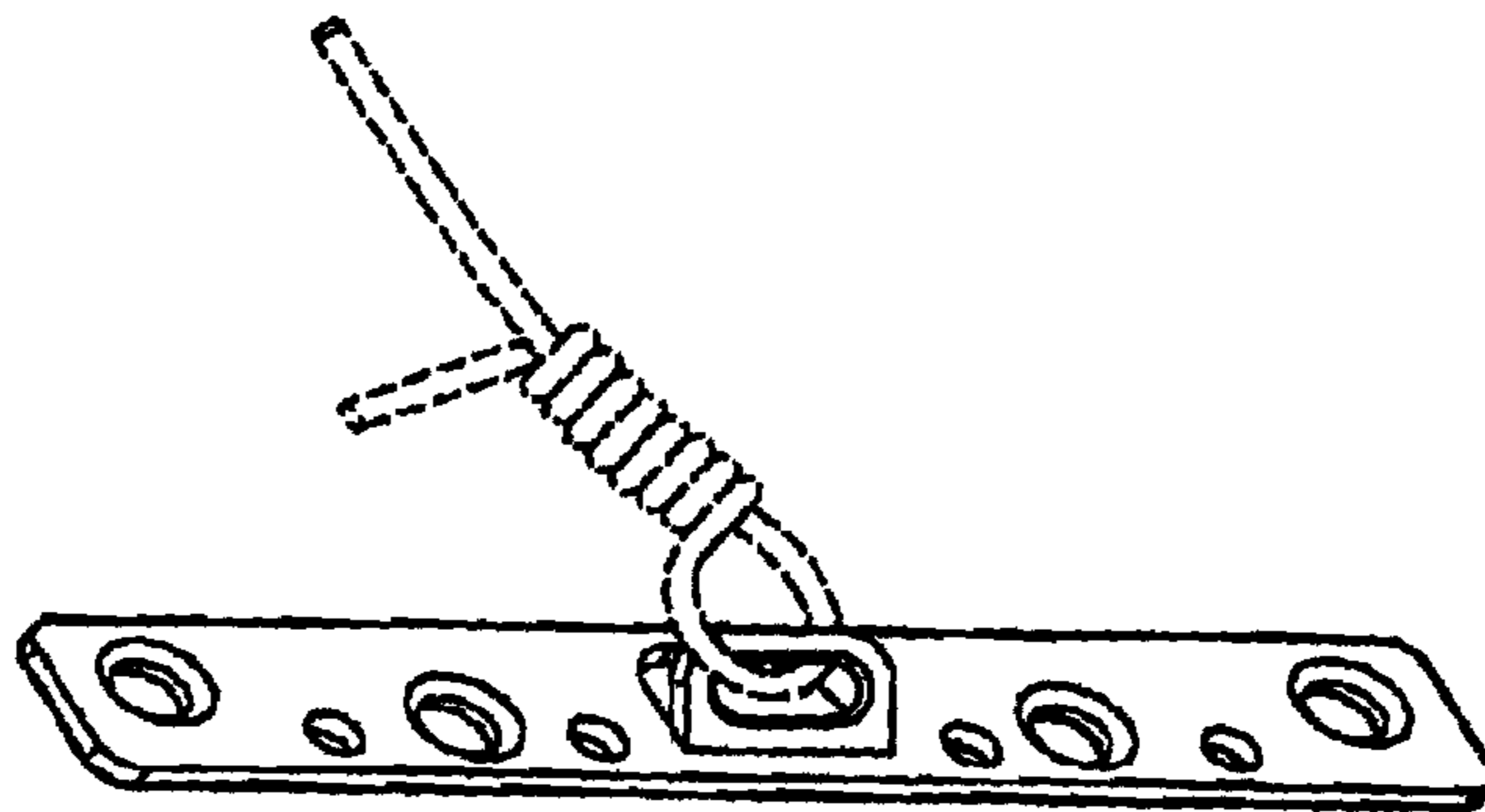


FIG. 7