



US00D599645S

(12) **United States Design Patent**
Portz

(10) **Patent No.:** **US D599,645 S**
(45) **Date of Patent:** **** Sep. 8, 2009**

(54) **HOOK**

(76) Inventor: **Thomas J. Portz**, 1861 Jennifer La.,
Waukesha, WI (US) 53186

(**) Term: **14 Years**

(21) Appl. No.: **29/325,752**

(22) Filed: **Oct. 6, 2008**

Related U.S. Application Data

(63) Continuation-in-part of application No. 12/171,722,
filed on Jul. 11, 2008, and a continuation-in-part of
application No. 29/321,177, filed on Jul. 11, 2008, now
Pat. No. Des. 581,259, and a continuation-in-part of
application No. 29/321,158, filed on Jul. 11, 2008, now
Pat. No. Des. 597,826.

(51) **LOC (9) Cl.** **08-05**

(52) **U.S. Cl.** **D8/367**

(58) **Field of Classification Search** D8/367,
D8/373; 248/301–304, 339

See application file for complete search history.

(56) **References Cited**

U.S. PATENT DOCUMENTS

- 305,860 A * 9/1884 Taylor 248/303
- 350,807 A 10/1886 Clark
- 505,209 A 9/1893 White
- 908,320 A * 12/1908 Page 248/304
- D93,637 S 10/1934 Schirmacher
- D99,440 S 4/1936 Levy
- D126,709 S * 4/1941 Warren D6/323
- D296,759 S 7/1988 Greenhut et al.
- D322,361 S * 12/1991 Goodman et al. D6/323
- D343,066 S 1/1994 Hsu
- 5,984,250 A * 11/1999 Connor 248/304
- D425,317 S 5/2000 Snell
- 6,152,419 A 11/2000 Bender
- D436,453 S 1/2001 Gastelum et al.
- 6,338,463 B1 1/2002 Babitz et al.
- D456,695 S * 5/2002 Goodman et al. D8/367
- D473,453 S * 4/2003 Goodman et al. D8/367

- D491,791 S * 6/2004 Snell D8/367
- D491,792 S 6/2004 Snell
- D496,257 S 9/2004 Fields
- D507,034 S 7/2005 Robertson
- D540,659 S * 4/2007 Schmidt D8/372
- D544,067 S 6/2007 Wichem
- D544,220 S 6/2007 McConnell
- D551,481 S 9/2007 Loveless
- D555,754 S 11/2007 Wichem
- D556,292 S * 11/2007 Shelton D22/144
- D557,120 S 12/2007 Snell
- D557,576 S 12/2007 Crombie
- D564,243 S 3/2008 Zhang
- D564,865 S 3/2008 Johnson
- D565,939 S 4/2008 Newbould et al.
- D567,517 S 4/2008 Massaud
- D568,621 S 5/2008 Krumpe et al.
- D573,357 S 7/2008 Bickler et al.
- D573,449 S 7/2008 Goodman et al.
- D574,224 S 8/2008 Zhang

* cited by examiner

Primary Examiner—Holly H Baynham

(74) *Attorney, Agent, or Firm*—Moore & Hansen, PLLP

(57) **CLAIM**

I claim the ornamental design for a hook, as shown and described.

DESCRIPTION

FIG. 1 is a perspective view of a hook of the present invention with the broken lines showing a mounting apparatus being for illustrative purposes only and forming no part of the claimed design;

FIG. 2 is a right side view the hook of FIG. 1, the left side view being a mirror image of the right side view shown;

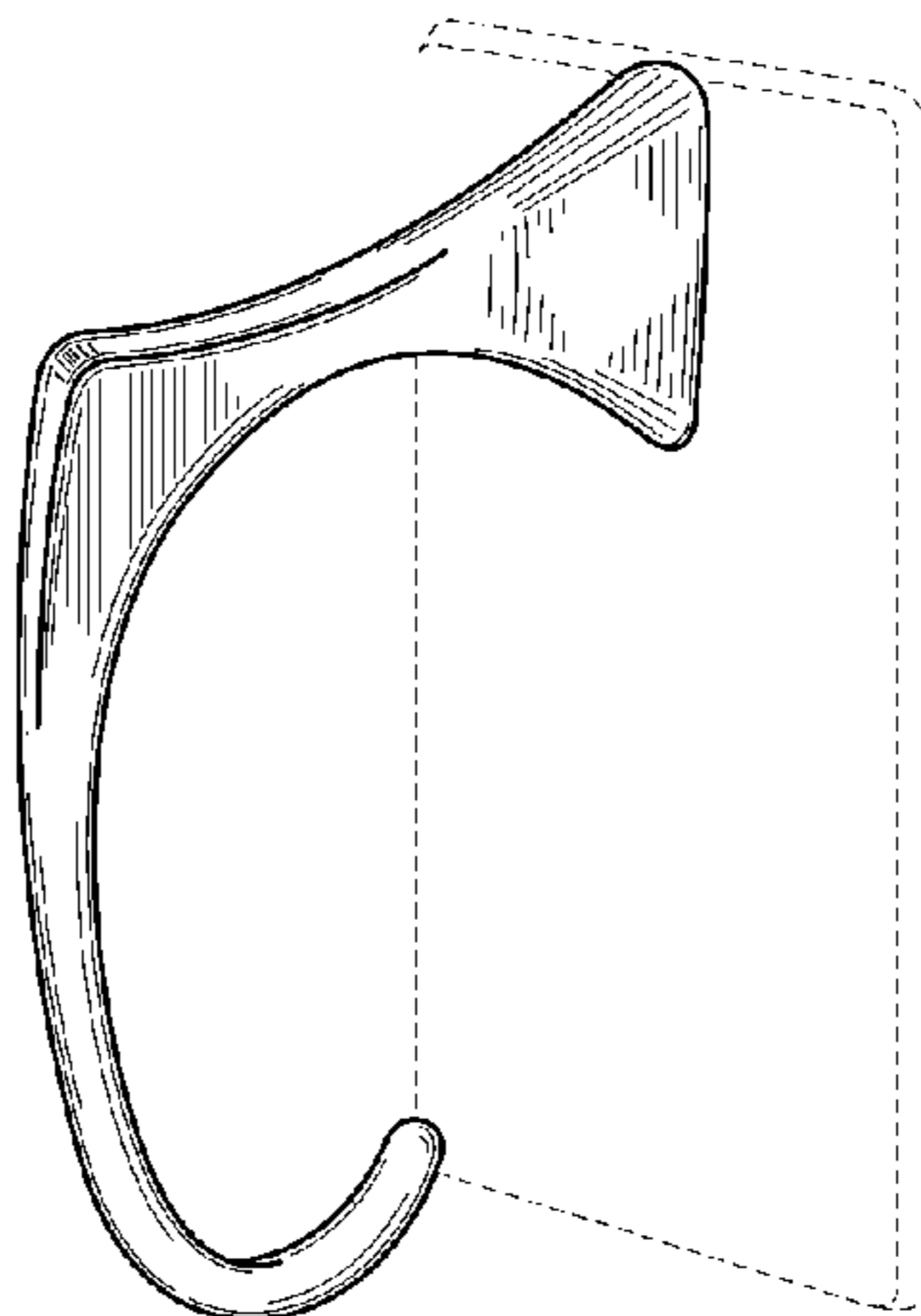
FIG. 3 is a front view of the hook of FIG. 1;

FIG. 4 is a top view of the hook of FIG. 1;

FIG. 5 is a bottom view of the hook of FIG. 1; and,

FIG. 6 is a rear view of the hook of FIG. 1.

1 Claim, 2 Drawing Sheets



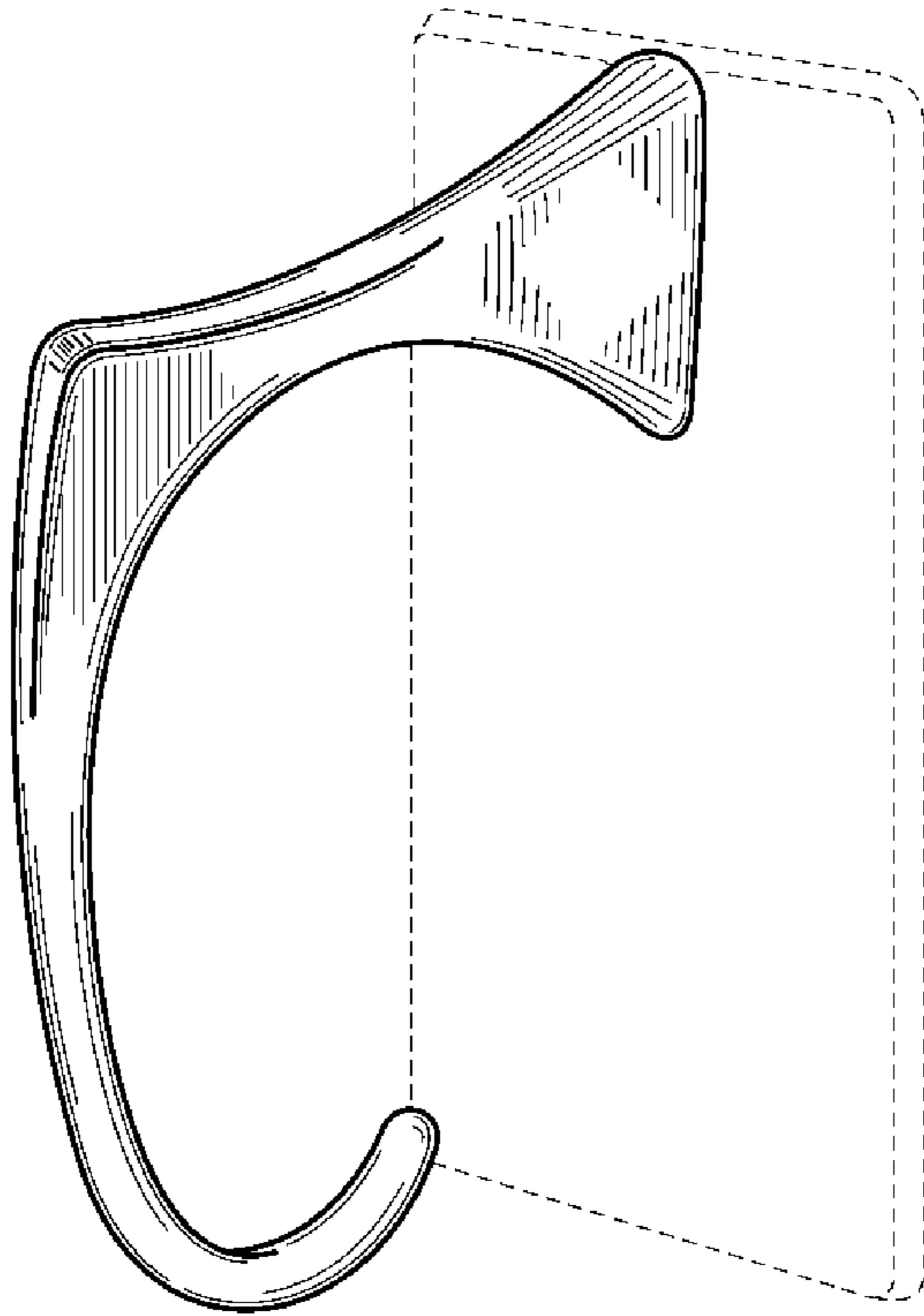


Fig. 1

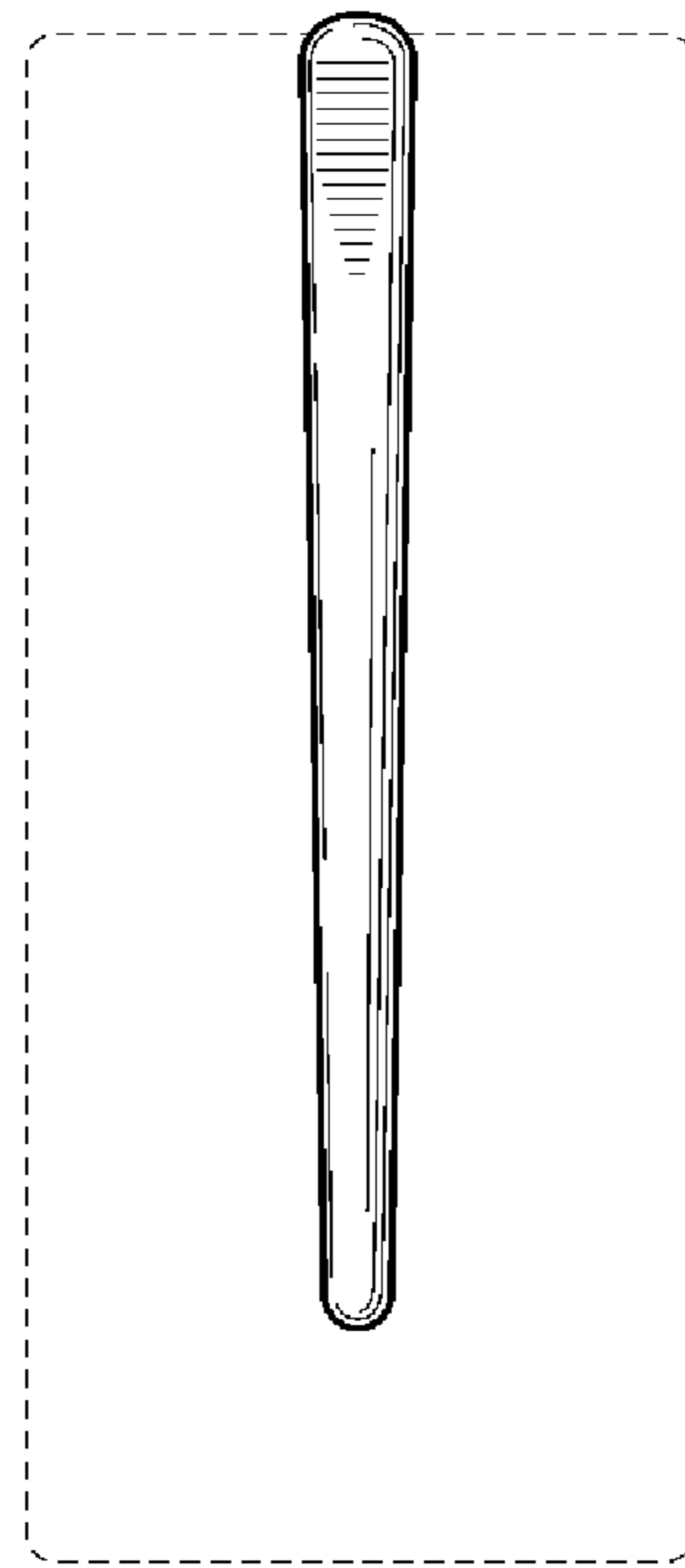


Fig. 3

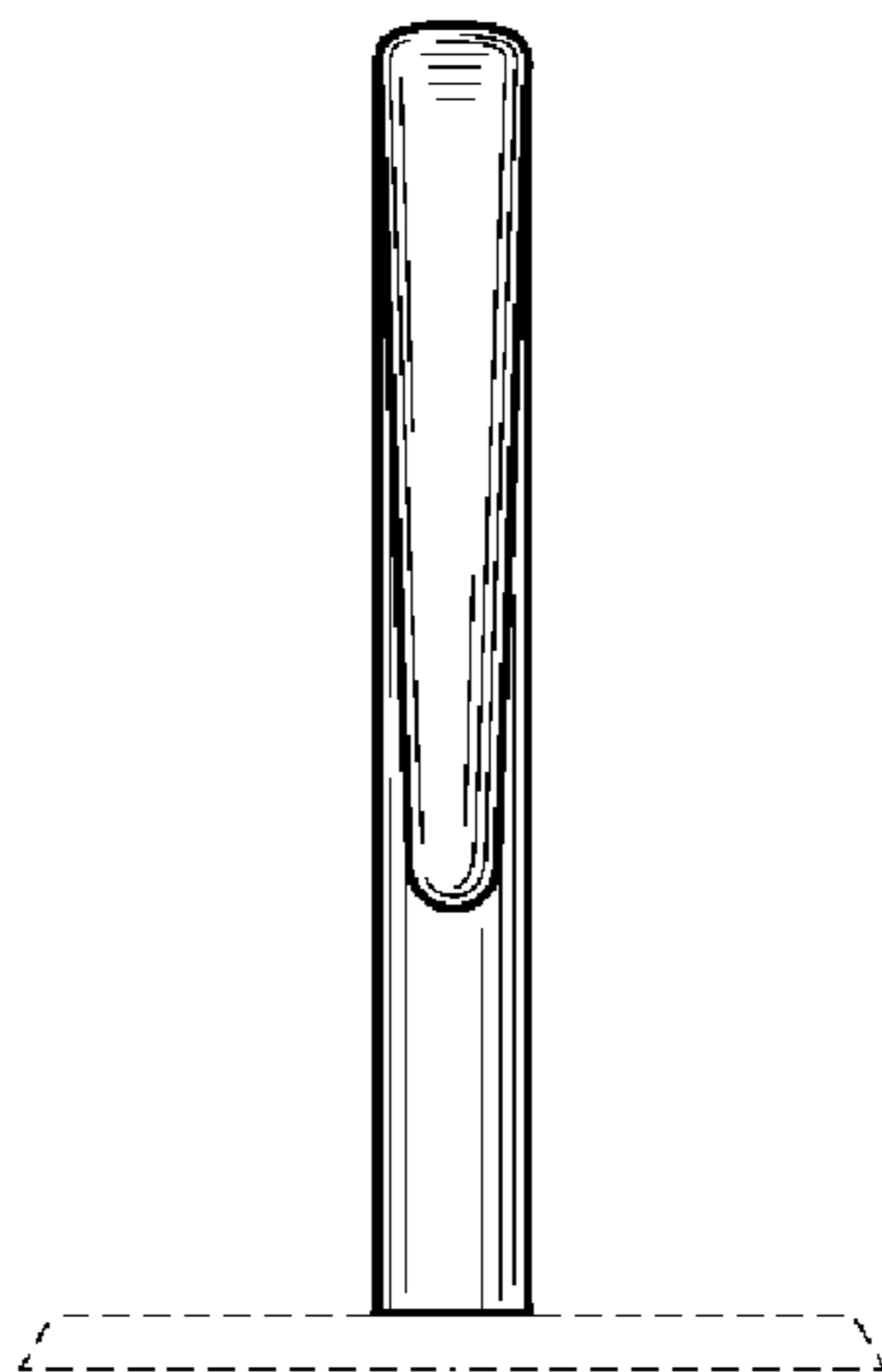


Fig. 5

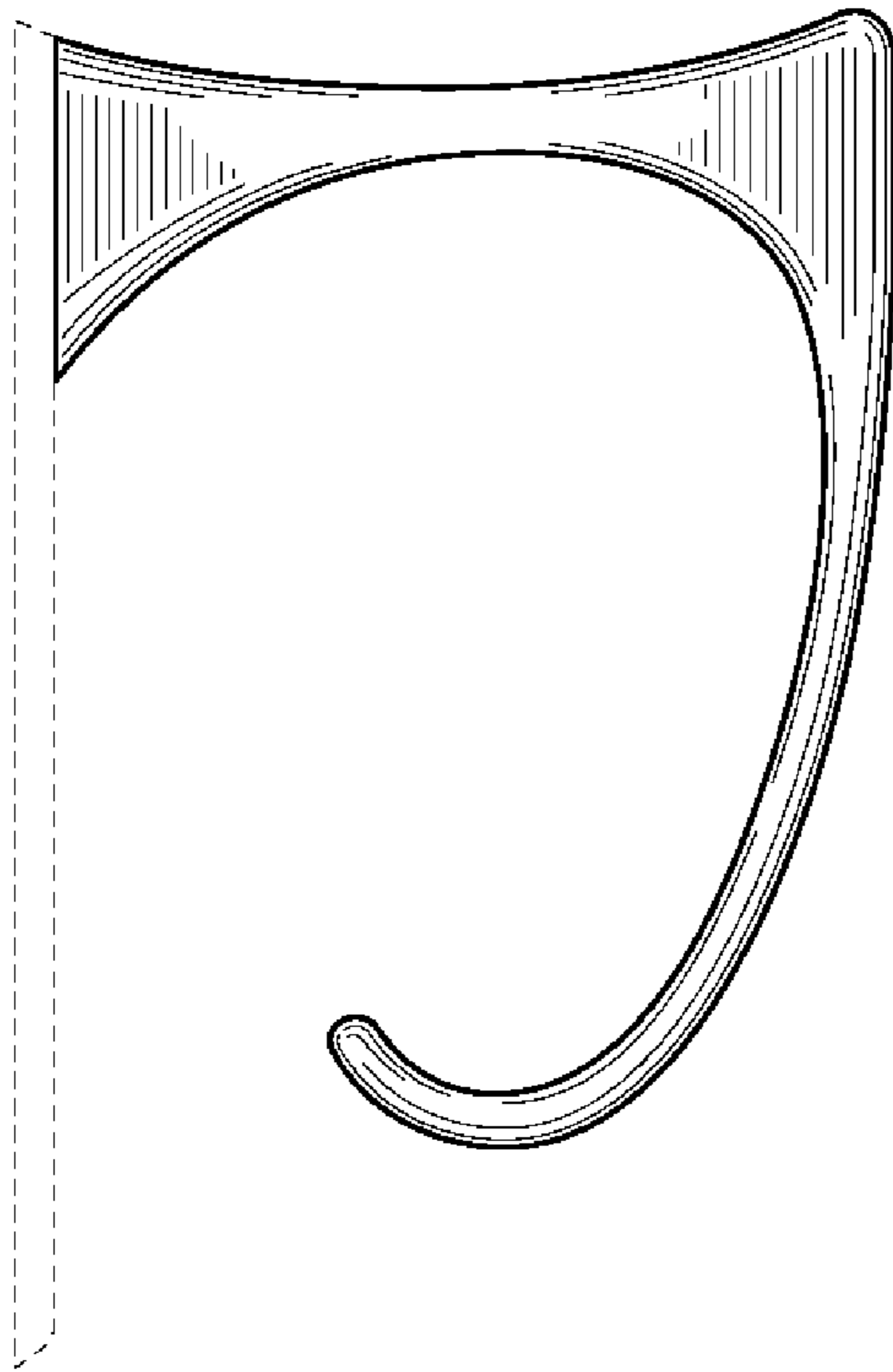


Fig. 2



Fig. 6

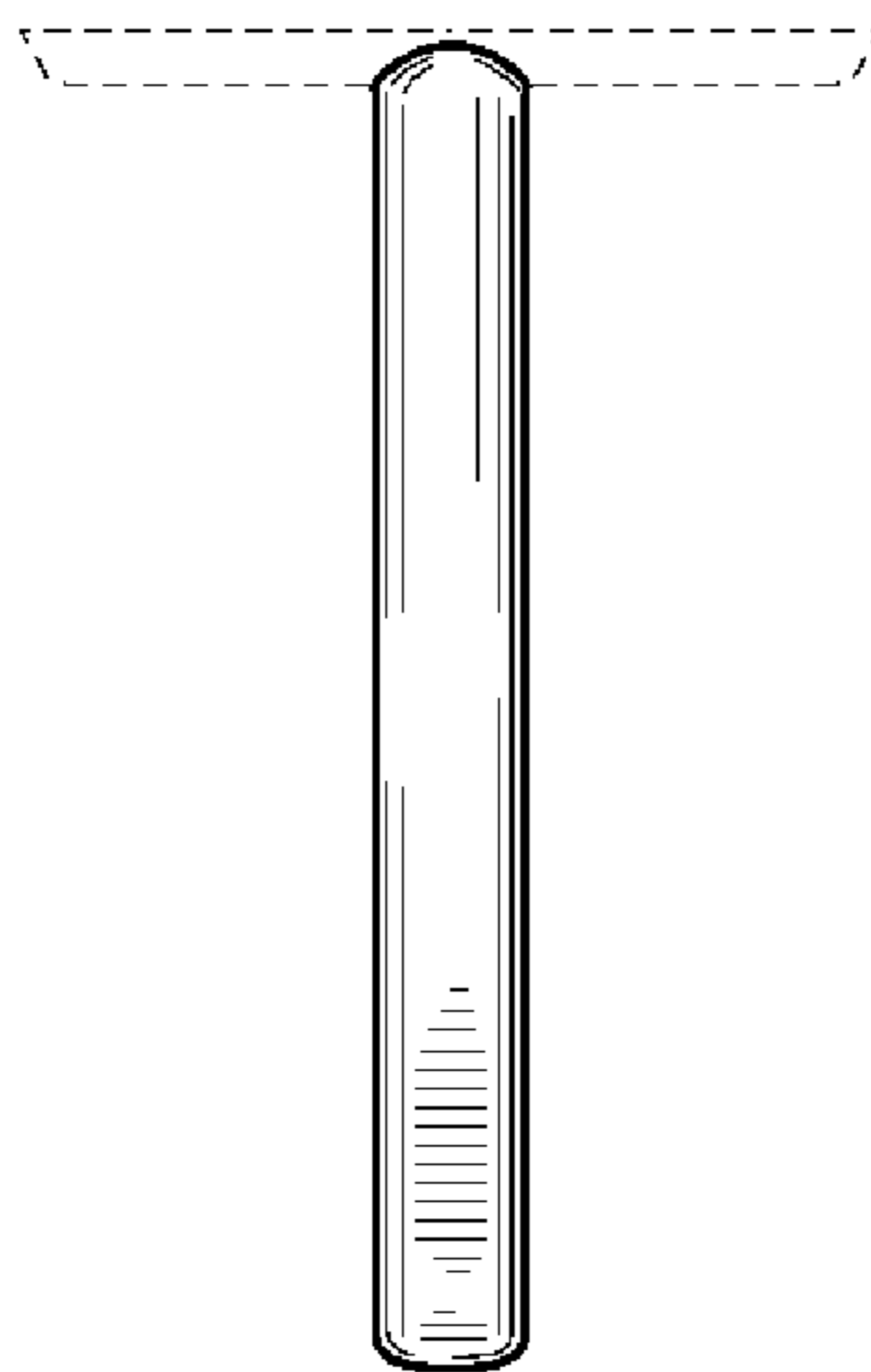


Fig. 4