



US00D599638S

(12) **United States Design Patent**
Tronconi et al.

(10) **Patent No.:** **US D599,638 S**

(45) **Date of Patent:** **** Sep. 8, 2009**

(54) **SCISSORS**

(75) Inventors: **Valentina Tronconi**, Milan (IT); **Mauro Porcini**, Bregano (IT); **Scott D. Pearson**, Woodbury, MN (US); **Byron E. Trotter**, St. Paul, MN (US)

(73) Assignee: **3M Innovative Properties Company**, St. Paul, MN (US)

(**) Term: **14 Years**

(21) Appl. No.: **29/317,923**

(22) Filed: **May 9, 2008**

(51) **LOC (9) Cl.** **08-07**

(52) **U.S. Cl.** **D8/57**

(58) **Field of Classification Search** D8/4,
D8/5, 53, 55, 57, 58, 105, 107; 30/131, 195,
30/229, 194, 230–235, 268, 350, 254–258;
7/135, 136; D21/532; D27/195; D28/56,
D28/57

See application file for complete search history.

(56) **References Cited**

U.S. PATENT DOCUMENTS

D137,344 S *	2/1944	Schlesinger	D8/57
D152,761 S *	2/1949	Wheeler	D8/57
D256,215 S *	8/1980	Chen	D8/57
D259,853 S *	7/1981	Machida	D8/57
D277,450 S *	2/1985	Hayashi	D8/57
D296,295 S *	6/1988	Cain	D8/57
5,097,599 A *	3/1992	Hasegawa	30/359
D329,792 S *	9/1992	Chen	D8/57

D368,418 S *	4/1996	Aida	D8/57
D459,642 S *	7/2002	Haquin	D8/57
D483,635 S *	12/2003	Silver et al.	D8/57
D502,636 S *	3/2005	Phillips et al.	D8/57
D503,325 S *	3/2005	Phillips et al.	D8/57
D507,947 S *	8/2005	Haquin	D8/58
D543,080 S *	5/2007	Haquin	D8/57
D554,459 S *	11/2007	Garland et al.	D8/57
D554,961 S *	11/2007	Kurz	D8/57
D567,044 S *	4/2008	Opolka	D8/57
D569,701 S *	5/2008	Haquin	D8/57

* cited by examiner

Primary Examiner—Cathron C Brooks

Assistant Examiner—Deanna Fluegeman

(74) *Attorney, Agent, or Firm*—Trisha D. Adamson

(57) **CLAIM**

The ornamental design for a scissors, as shown and described.

DESCRIPTION

FIG. 1 is a perspective view of a new design for a scissors;

FIG. 2 is a right side view thereof;

FIG. 3 is a left side view thereof;

FIG. 4 is a top view thereof;

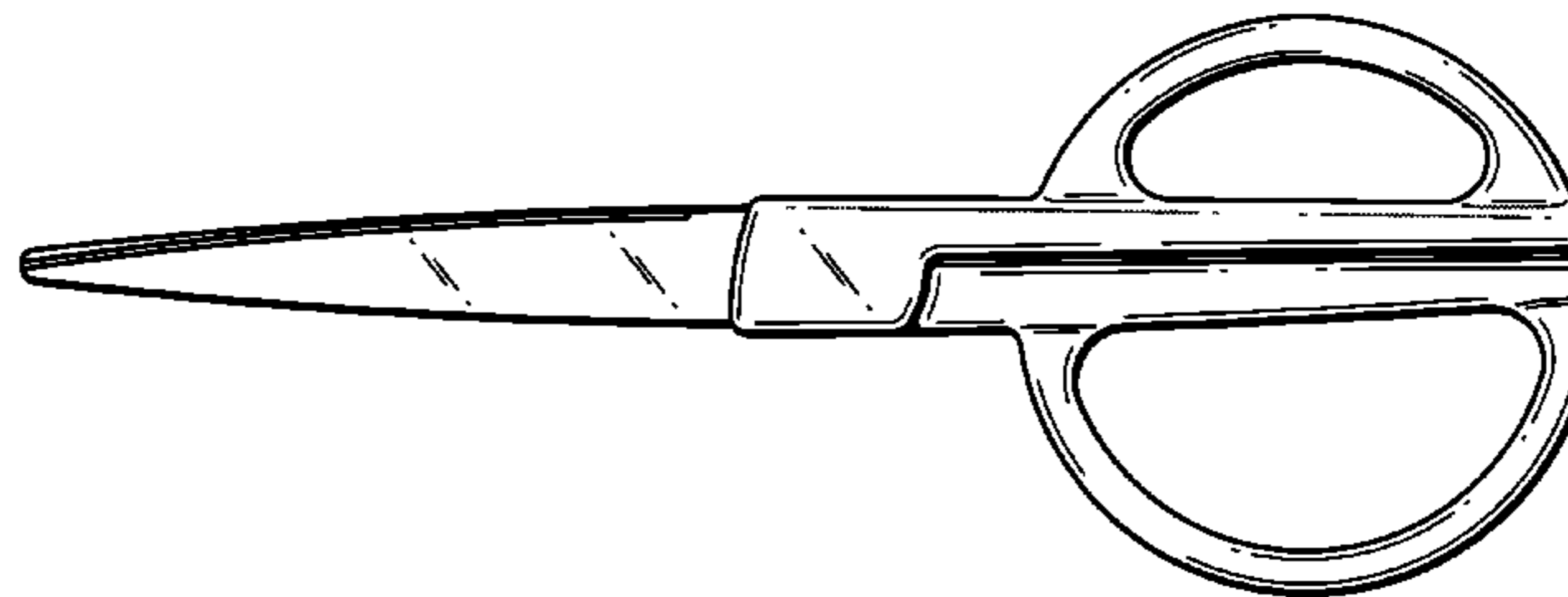
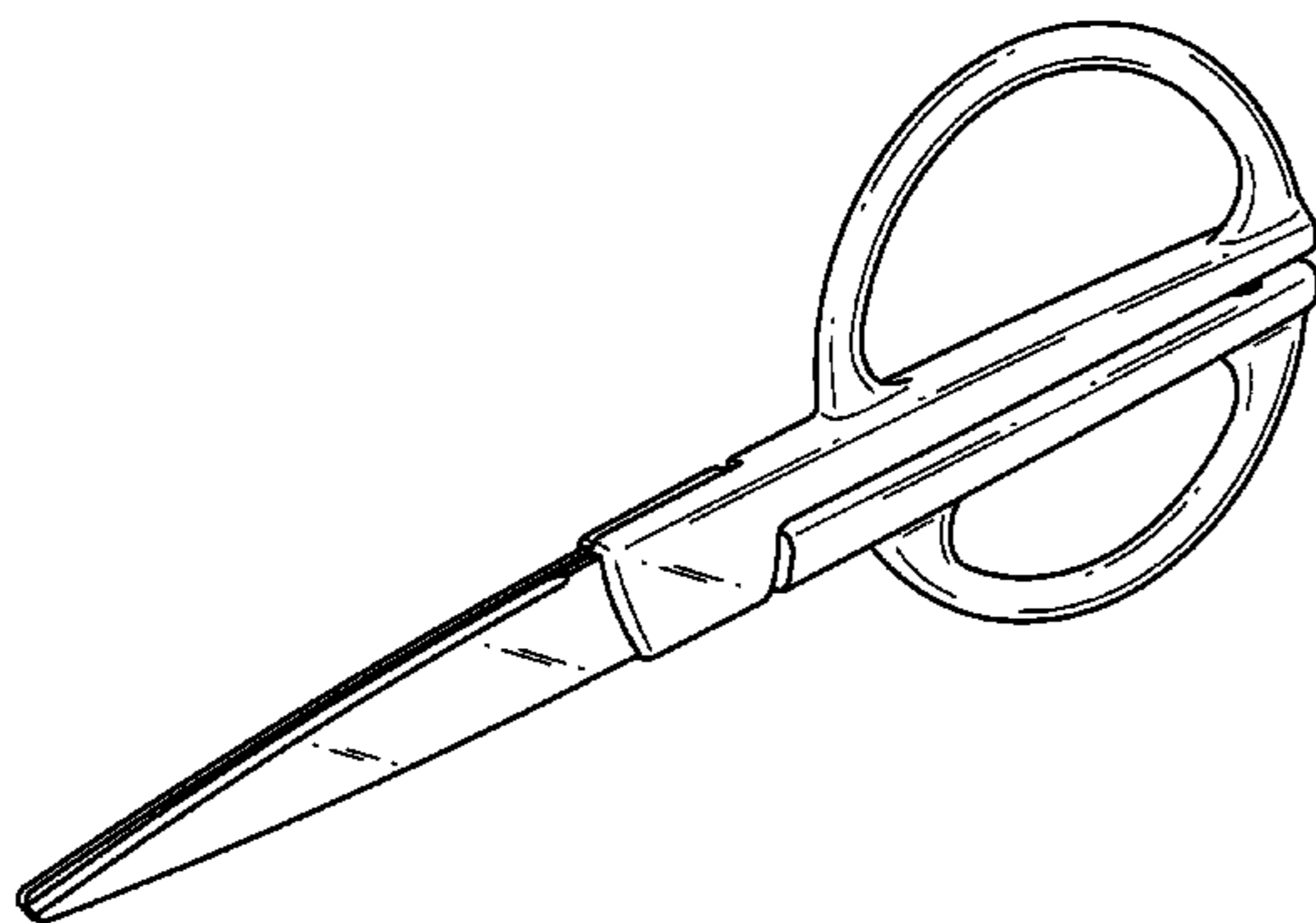
FIG. 5 is a bottom view thereof;

FIG. 6 is a front view thereof; and,

FIG. 7 is a rear view thereof.

The surface shading illustrated in the drawings is provided merely to highlight the contour of design; it is not intended to be illustrative of texture or gloss.

1 Claim, 3 Drawing Sheets



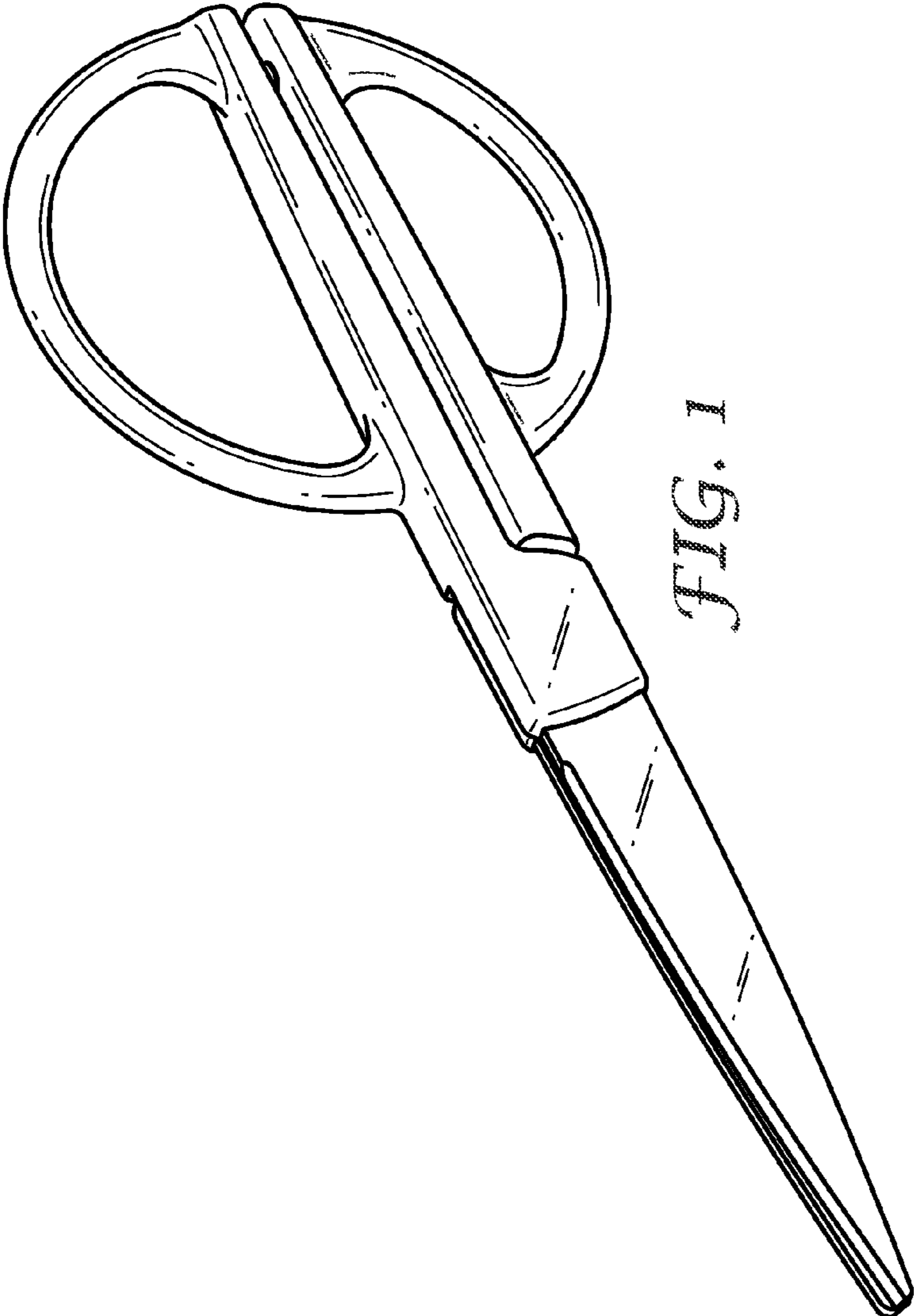


FIG. 1

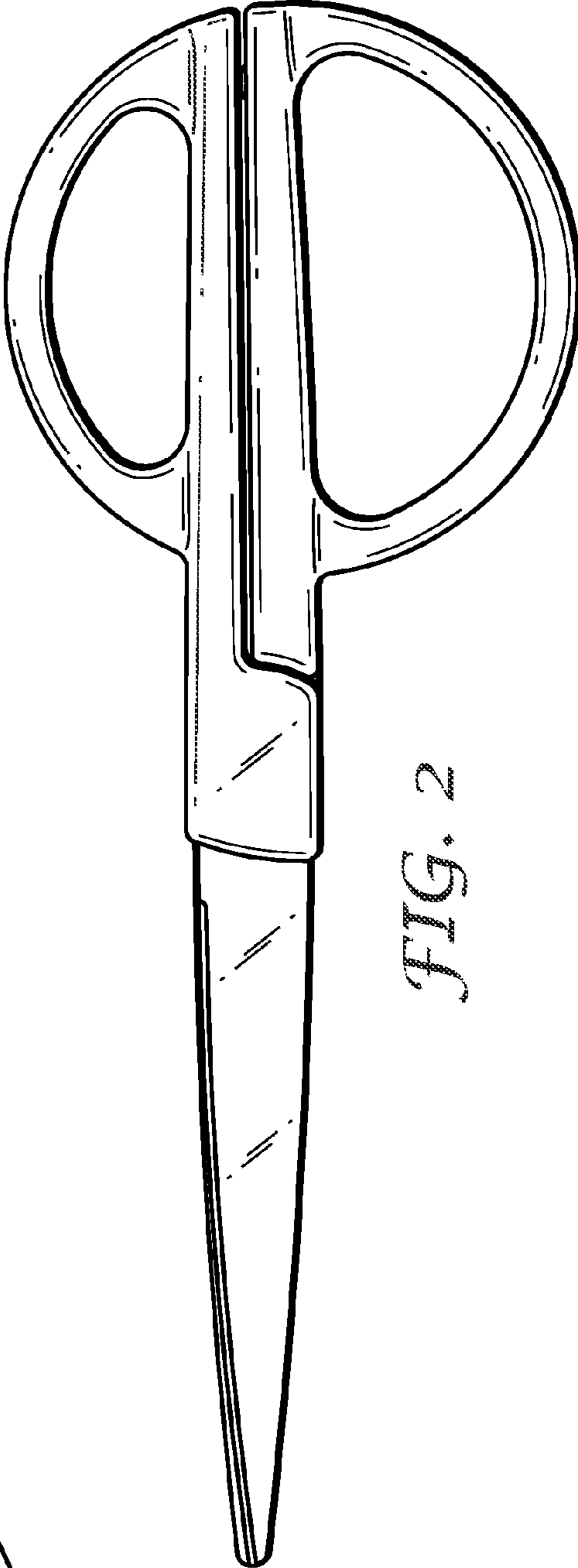


FIG. 2

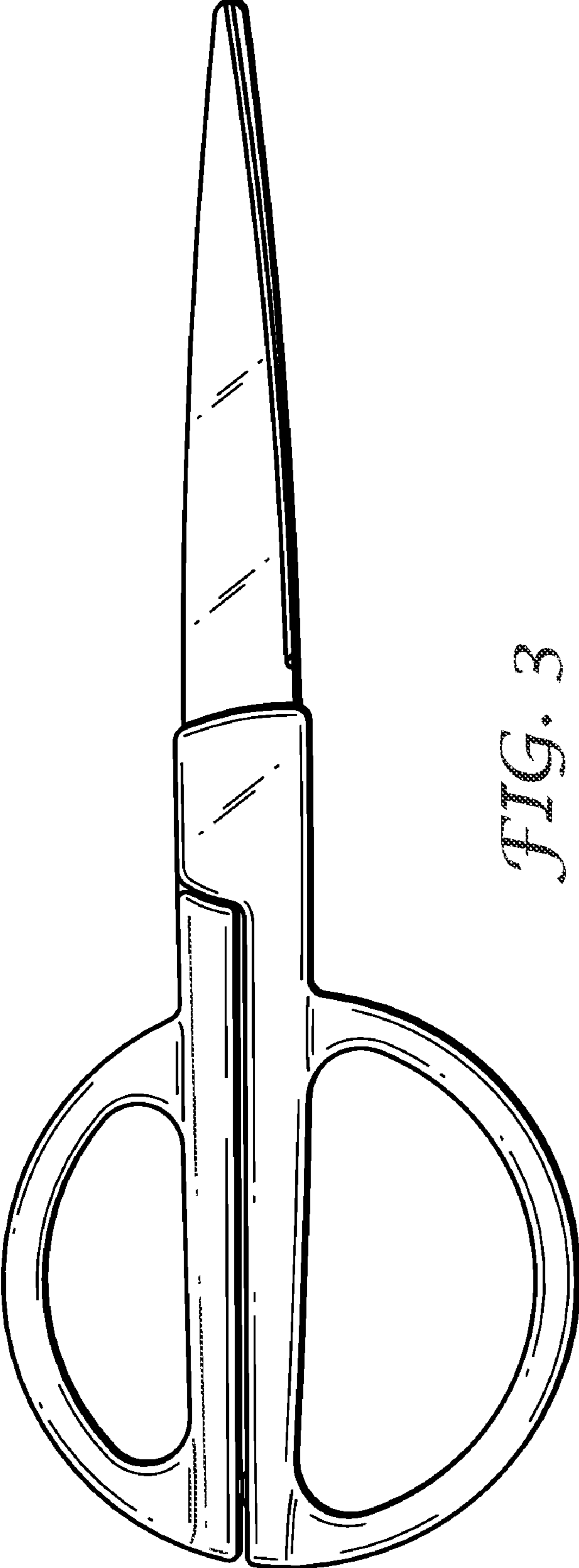


FIG. 3



FIG. 4



FIG. 5



FIG. 7

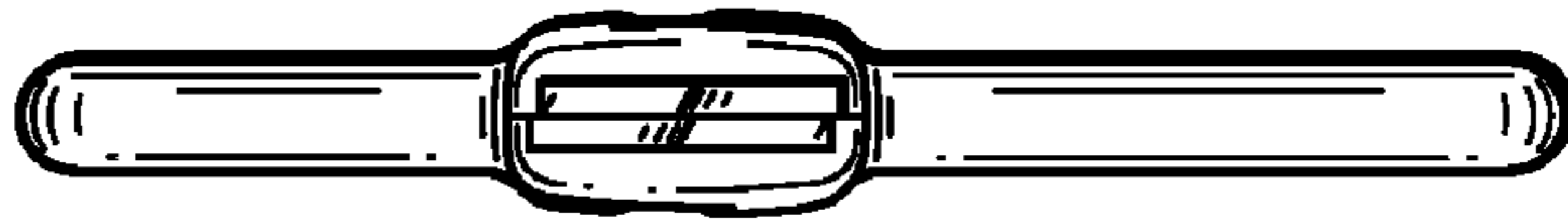


FIG. 6