

US00D599630S

(12) **United States Design Patent**  
**Taylor et al.**

(10) **Patent No.:** **US D599,630 S**  
(45) **Date of Patent:** **\*\* Sep. 8, 2009**

(54) **SOIL REINFORCING RETAINING WALL ANCHOR**

(75) Inventors: **Thomas P. Taylor**, Colleyville, TX (US); **James Scott Bagwell**, Arlington, TX (US)

(73) Assignee: **T&B Structural Systems, LLC**, Fort Worth, TX (US)

(\*\*) Term: **14 Years**

(21) Appl. No.: **29/318,286**

(22) Filed: **May 16, 2008**

(51) **LOC (9) Cl.** ..... **08-01**

(52) **U.S. Cl.** ..... **D8/1**

(58) **Field of Classification Search** ..... D8/1;  
D25/164; 405/262, 284

See application file for complete search history.

(56) **References Cited**

**U.S. PATENT DOCUMENTS**

2,316,712 A \* 4/1943 Prince et al. .... 52/107  
4,505,621 A \* 3/1985 Hilfiker et al. .... 405/284

D366,191 S \* 1/1996 Gay ..... D8/1  
D393,989 S \* 5/1998 Groves ..... D8/1  
D433,291 S \* 11/2000 Shamoon ..... D8/1  
6,357,970 B1 \* 3/2002 Hilfiker et al. .... 405/302.7  
7,073,983 B2 \* 7/2006 Hilfiker et al. .... 405/262  
7,281,882 B2 \* 10/2007 Hilfiker et al. .... 405/262

\* cited by examiner

*Primary Examiner*—Holly H Baynham

*Assistant Examiner*—Sheryl Lane

(74) *Attorney, Agent, or Firm*—Haynes and Boone, LLP

(57) **CLAIM**

The ornamental design for a soil reinforcing retaining wall anchor, as shown and described.

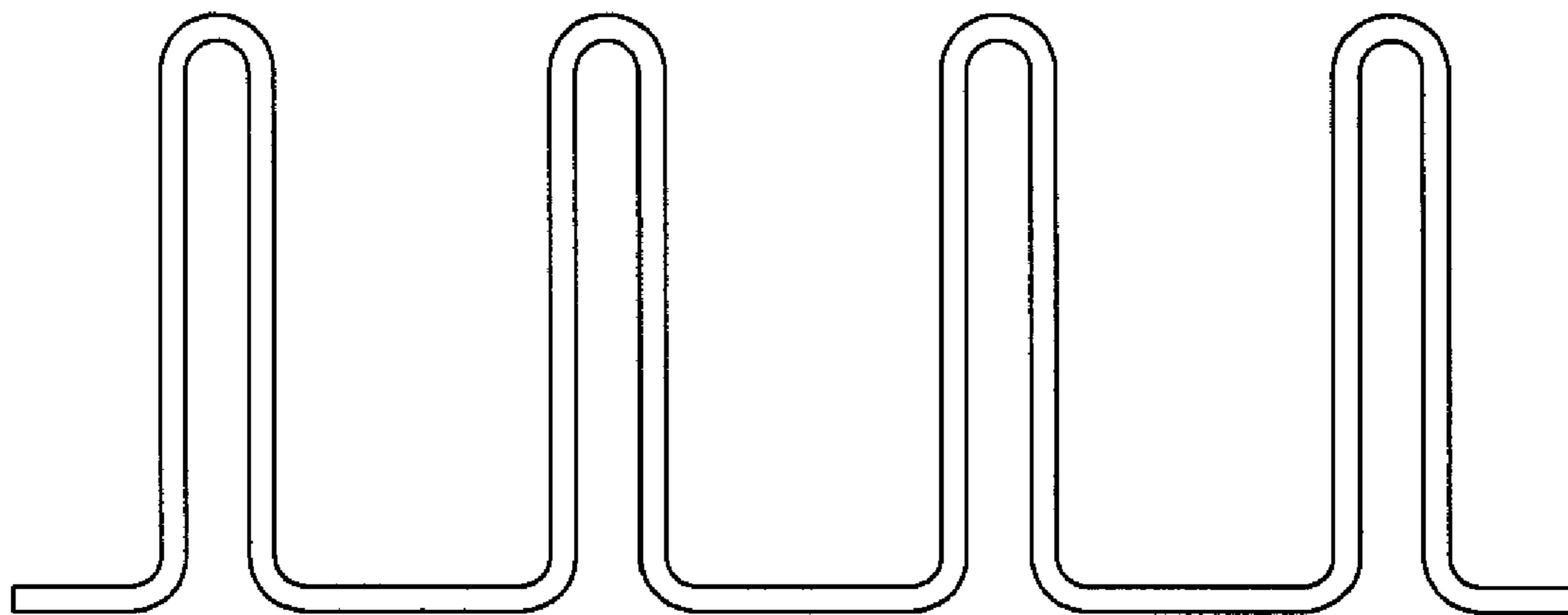
**DESCRIPTION**

FIG. 1 is a top view of the soil reinforcing retaining wall anchor showing my new design;

FIG. 2 is a side view of the soil reinforcing retaining wall anchor; and,

FIG. 3 is a perspective view of the soil reinforcing retaining wall anchor.

**1 Claim, 1 Drawing Sheet**



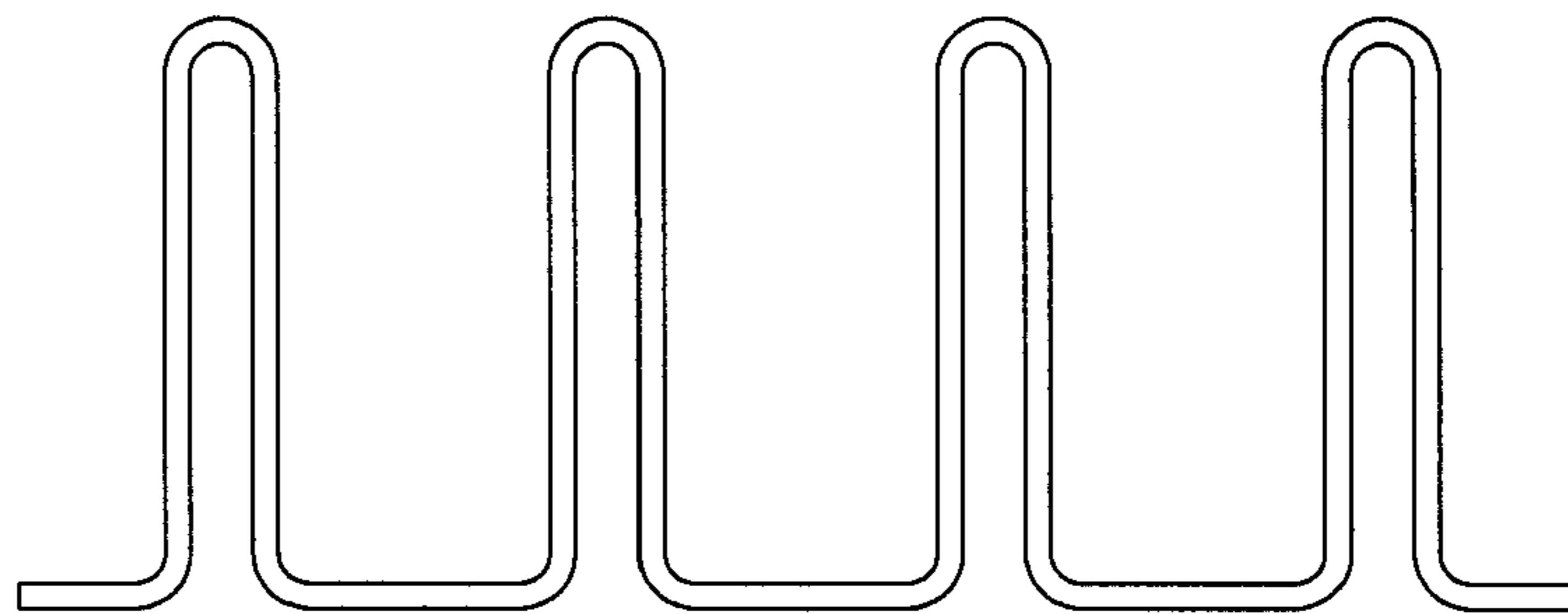


FIG. 1




FIG. 2

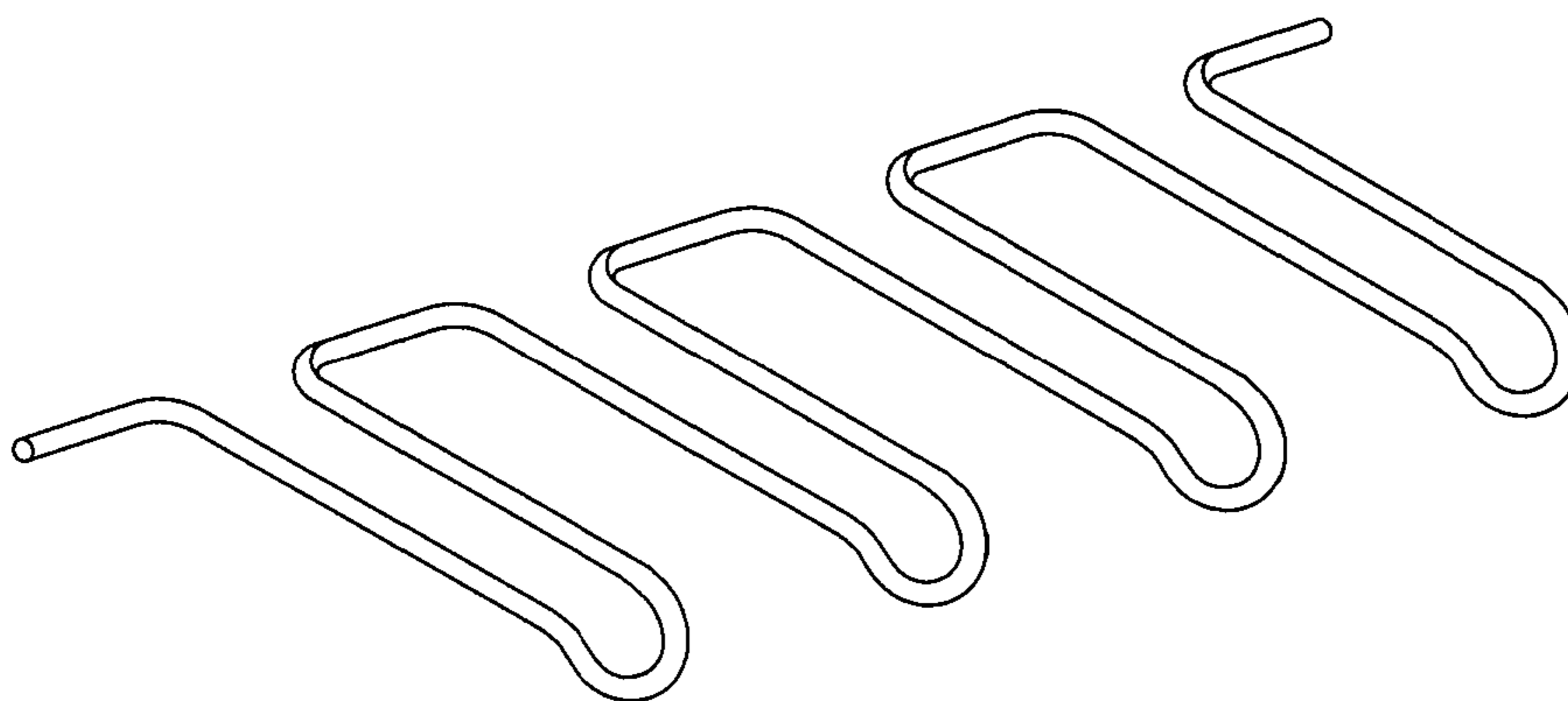


FIG. 3