



US00D599617S

(12) **United States Design Patent**  
**Ye**

(10) **Patent No.:** **US D599,617 S**  
(45) **Date of Patent:** **\*\* Sep. 8, 2009**

- (54) **HANDLE FOR A UTENSIL**
- (75) Inventor: **Guoyao Ye**, Richmond, VA (US)
- (73) Assignee: **Hamilton Beach Brands, Inc.**, Glen Allen, VA (US)
- (\*\*) Term: **14 Years**
- (21) Appl. No.: **29/332,640**
- (22) Filed: **Feb. 20, 2009**
- (51) **LOC (9) Cl.** ..... **07-02**
- (52) **U.S. Cl.** ..... **D7/401.2**
- (58) **Field of Classification Search** ..... D7/323,  
D7/354-368, 378-379, 383-384, 391-396.1,  
D7/401.2, 402, 505, 538-545, 584-588, 642-646,  
D7/649-654, 660-669, 688-692, 695-696;  
D8/83, 101, 107, 307; D9/420, 436, 445,  
D9/717; 99/337, 422, 425, 445; 206/229,  
206/542; 215/228; 220/4.27, 212, 270, 573.1-574,  
220/735, 769, 912; 229/404  
See application file for complete search history.

(56) **References Cited**

**U.S. PATENT DOCUMENTS**

1,607,865	A *	11/1926	Butler	206/542
1,625,335	A *	4/1927	Schneider	215/228
1,657,325	A *	1/1928	Suttle	206/229
1,853,852	A	4/1932	Estes	
2,034,940	A	3/1936	Butler	
2,433,926	A *	1/1948	Sayre	229/404
3,955,742	A *	5/1976	Marshall et al.	220/574
4,036,398	A *	7/1977	Hoogvelt et al.	220/270
4,644,645	A	2/1987	Audet	
D309,550	S	7/1990	Pozzi	
D309,845	S	8/1990	Pozzi	
5,188,234	A	2/1993	Fukuda et al.	
5,347,865	A	9/1994	Mulry et al.	
D356,473	S *	3/1995	Lipson	D7/662
5,415,309	A *	5/1995	Wang	220/4.27
5,443,174	A *	8/1995	Bauer	220/212
5,938,066	A	8/1999	DeMars	
5,941,411	A	8/1999	Langenbach	

D416,438	S *	11/1999	Molo	D7/392
5,992,667	A	11/1999	Huang	
6,109,487	A	8/2000	Hashimoto	
6,371,324	B1	4/2002	Torniainen et al.	
6,604,645	B1 *	8/2003	Vaupotic	220/212
6,604,646	B2	8/2003	Tommiainen et al.	
D486,734	S *	2/2004	Weber	D9/445
D502,843	S *	3/2005	Tollman	D7/505
D510,502	S	10/2005	Tollman	
D510,503	S *	10/2005	Tollman	D7/505
D533,075	S *	12/2006	Snedden et al.	D9/717
D545,638	S *	7/2007	Ito	D7/653
D547,124	S	7/2007	Peretz	
D547,646	S *	7/2007	Crawford et al.	D9/420

(Continued)

*Primary Examiner*—Caron Veynar  
*Assistant Examiner*—Ricky Pham  
(74) *Attorney, Agent, or Firm*—Panitch Schwarze Belisario & Nadel LLP

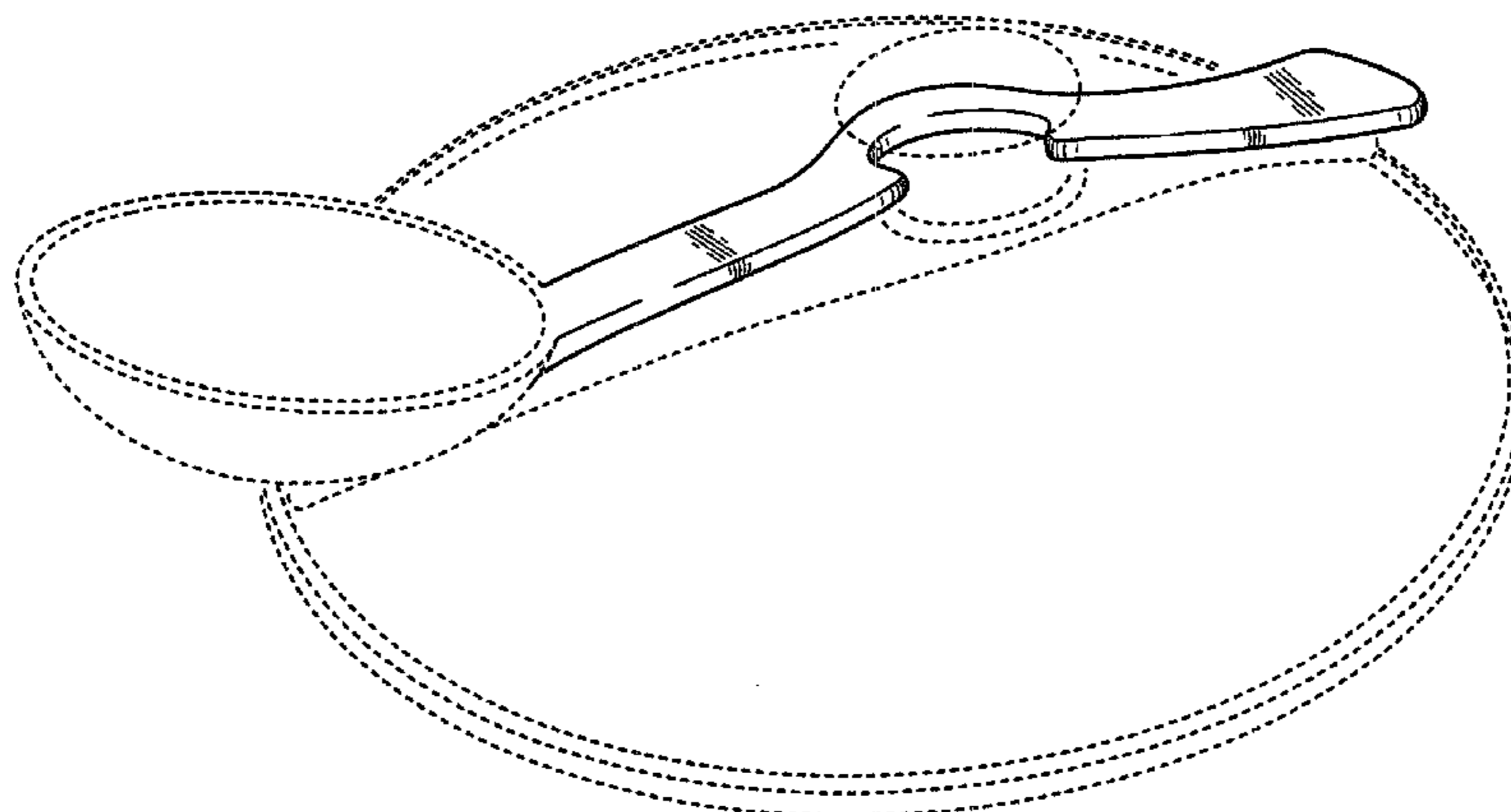
(57) **CLAIM**

The ornamental design for a handle for a utensil, as shown and described.

**DESCRIPTION**

FIG. 1 is a top perspective view of a handle for a utensil for being attached to a lid of a kitchen appliance in accordance with my new design;  
FIG. 2 is a left-side elevation view of the handle shown in FIG. 1;  
FIG. 3 is a right-side elevation view of the handle shown in FIG. 1;  
FIG. 4 is a front elevation view of the handle shown in FIG. 1;  
FIG. 5 is a rear elevation view of the handle shown in FIG. 1;  
FIG. 6 is a top plan view of the spoon handle in FIG. 1; and,  
FIG. 7 is a bottom plan view of the handle shown in FIG. 1.  
The broken lines in the figures are for illustrative purposes only and form no part of the claimed design.

**1 Claim, 4 Drawing Sheets**



# US D599,617 S

Page 2

---

U.S. PATENT DOCUMENTS			
D562,680 S *	2/2008	Vrhovski .....	D9/436
D577,960 S	10/2008	Ersan	
D585,698 S	2/2009	Trombly	
7,485,831 B2	2/2009	Tynes et al.	
2002/0060220 A1 *	5/2002	Torniainen et al. ....	220/212
2004/0094548 A1 *	5/2004	Laveault .....	220/212
2006/0053638 A1	3/2006	Sumner-Trivisani et al.	
2007/0210094 A1	9/2007	Kutsch et al.	
2007/0289981 A1	12/2007	Shaw	
2008/0156808 A1	7/2008	Perry et al.	
2008/0295343 A1	12/2008	Mattingly et al.	

\* cited by examiner

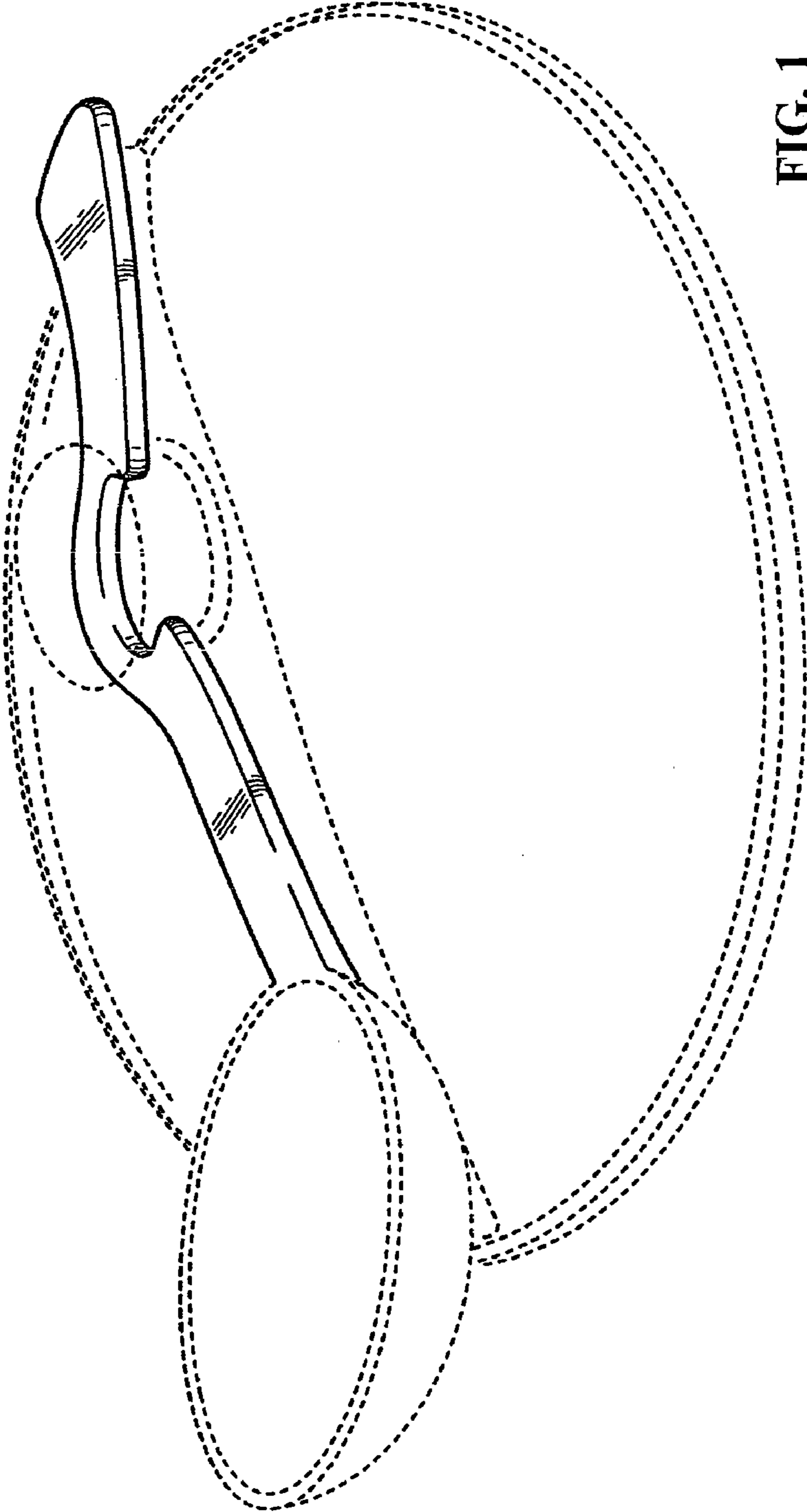


FIG. 1

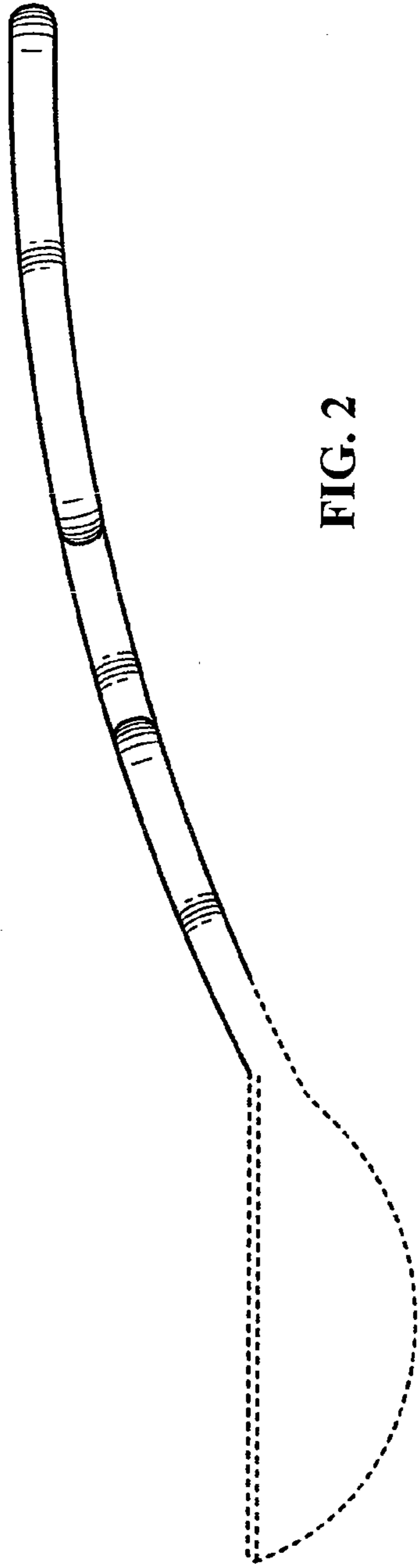


FIG. 2

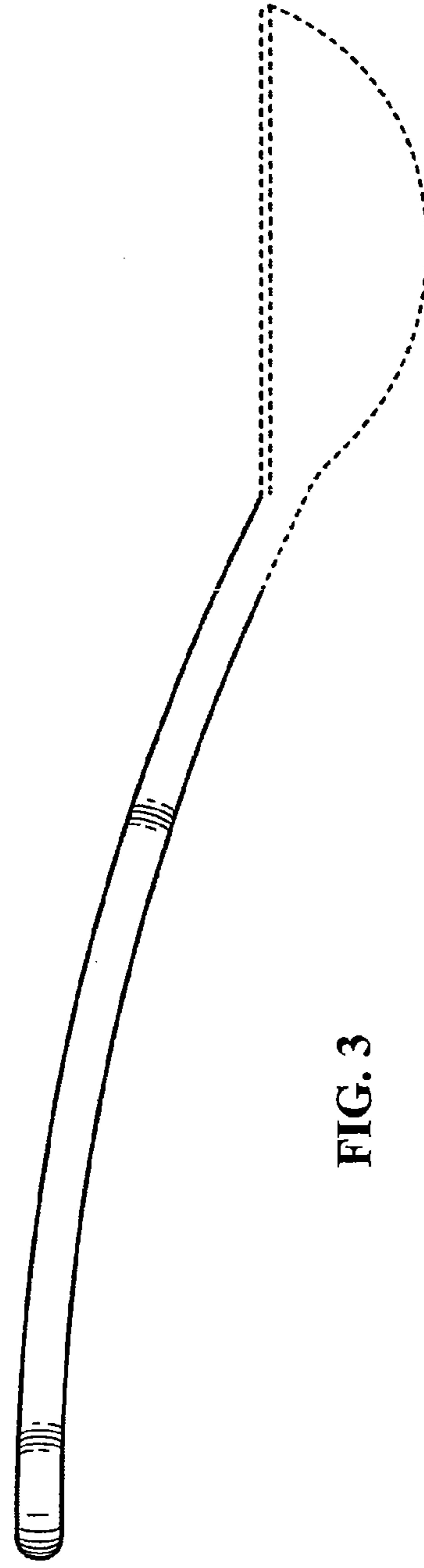


FIG. 3

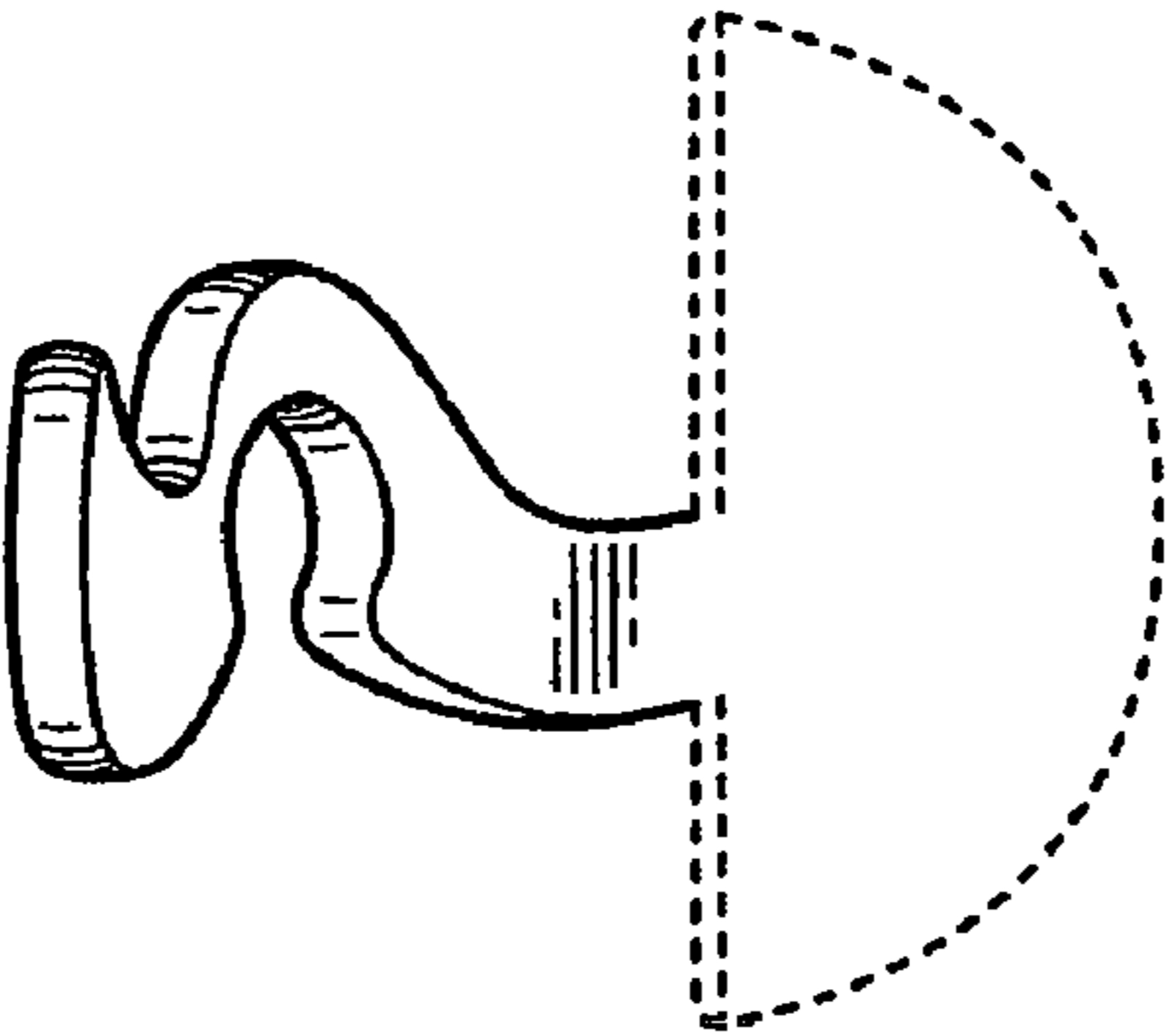


FIG. 5

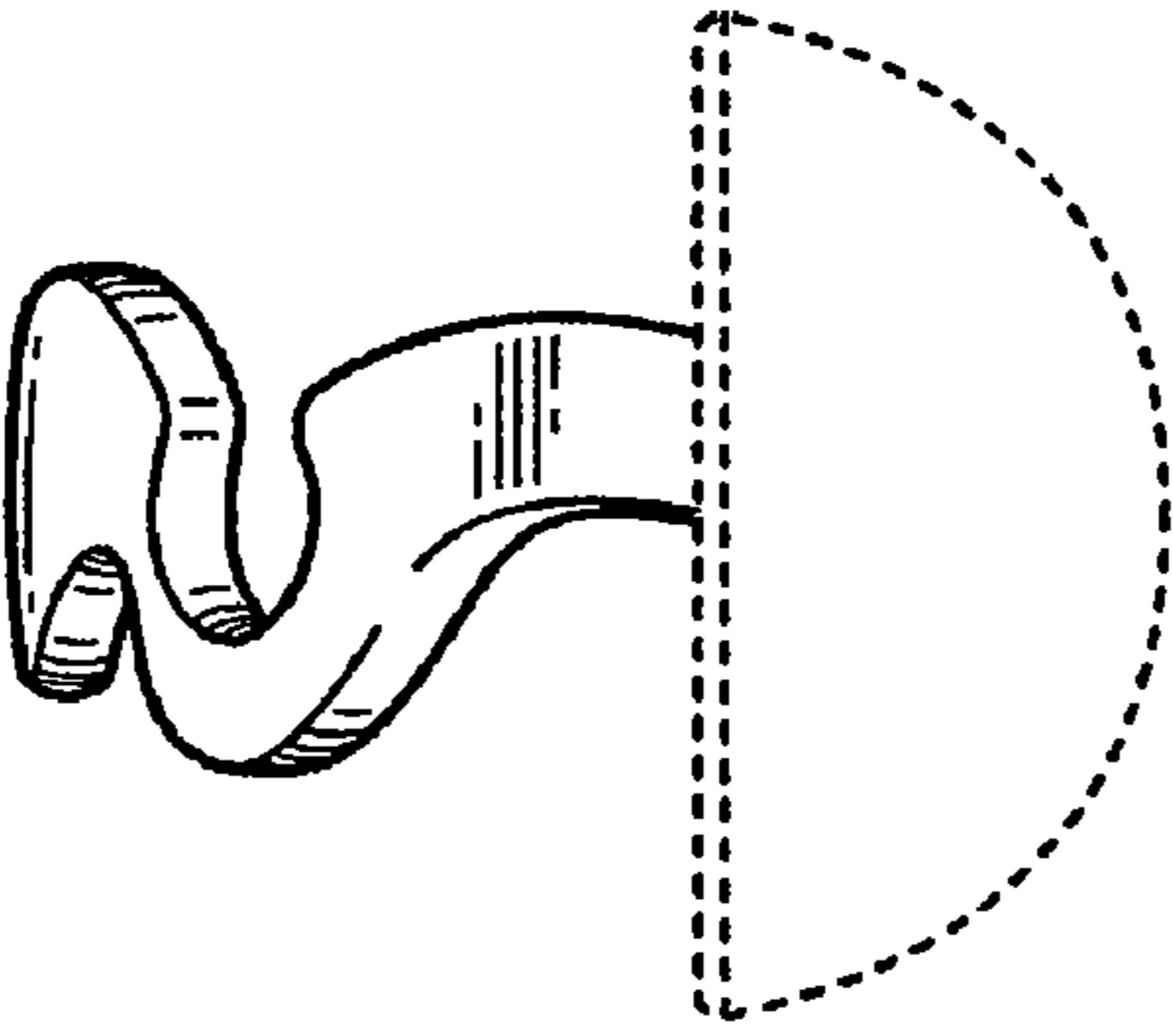


FIG. 4

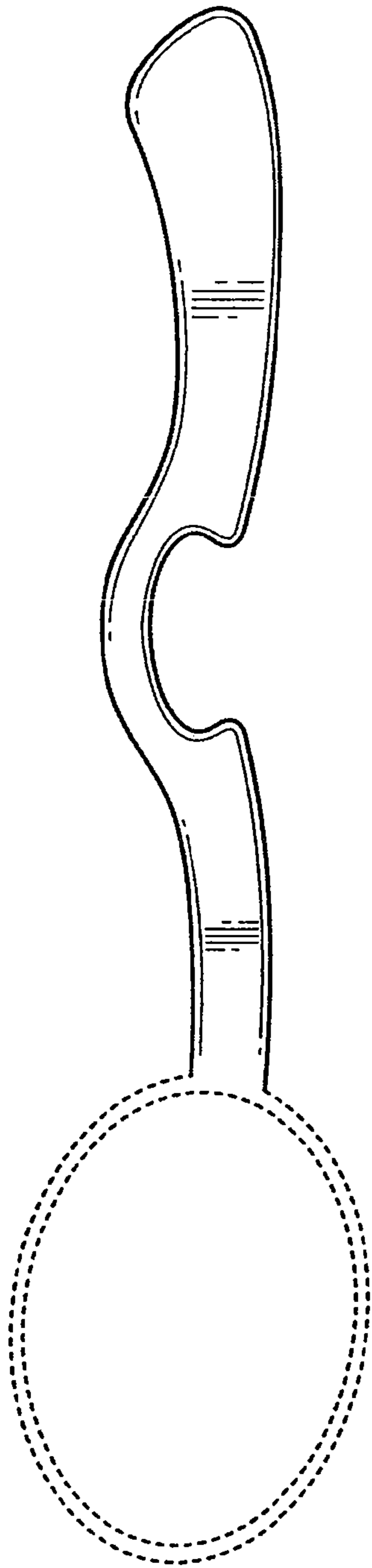


FIG. 6

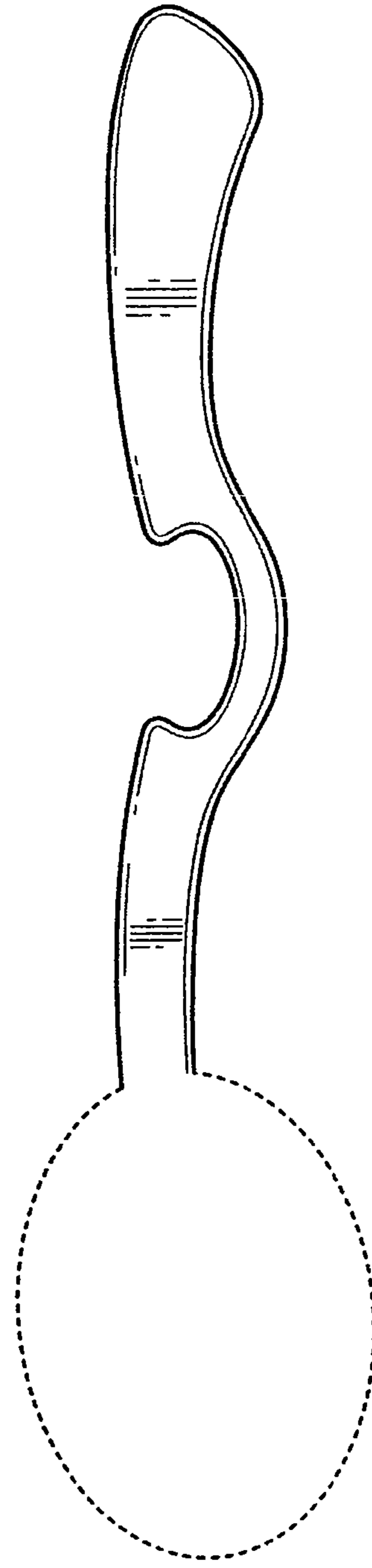


FIG. 7