



US00D599614S

(12) **United States Design Patent**
Swinford et al.

(10) **Patent No.:** **US D599,614 S**
(45) **Date of Patent:** **** Sep. 8, 2009**

(54) **DOUBLE STACKABLE PRESENTS PAN**

D516,858 S * 3/2006 Henry et al. D7/359
D517,858 S * 3/2006 Morgan D7/359
D528,352 S * 9/2006 Morgan D7/354

(75) Inventors: **Karen Swinford**, Woodridge, IL (US);
Lou Henry, Woodridge, IL (US); **Chris Mellen**, Woodridge, IL (US); **Jennifer Courington**, Woodridge, IL (US)

* cited by examiner

Primary Examiner—Caron Veynar

Assistant Examiner—Ricky Pham

(73) Assignee: **Wilton Industries, Inc.**, Woodridge, IL (US)

(74) *Attorney, Agent, or Firm*—McGuirewoods LLP

(**) Term: **14 Years**

(57) **CLAIM**

(21) Appl. No.: **29/331,607**

We claim the ornamental design for a double stackable presents pan, as shown and described.

(22) Filed: **Jan. 29, 2009**

DESCRIPTION

(51) **LOC (9) Cl.** **07-02**

FIG. 1 is a top perspective view of the double stackable presents pan;

(52) **U.S. Cl.** **D7/359**

FIG. 2 is a front side view of the design embodiment shown in FIG. 1;

(58) **Field of Classification Search** D7/323,
D7/354-361, 417, 505, 513, 540-546, 550.1,
D7/551.1, 552.1, 553.1, 553.4-553.8, 554.3,
D7/555, 584, 586, 602, 635, 675; D9/414,
D9/456, 745, 756; 99/324, 339, 422, 426;
220/573.1-573.4, 672-675, 912; 249/117,
249/119, 122-127, 155-156, 160

FIG. 3 is a back side view of the design embodiment shown in FIG. 1;

FIG. 4 is a side view of the design embodiment shown in FIG. 1; and,

See application file for complete search history.

FIG. 5 is a top view of the design embodiment shown in FIG. 1.

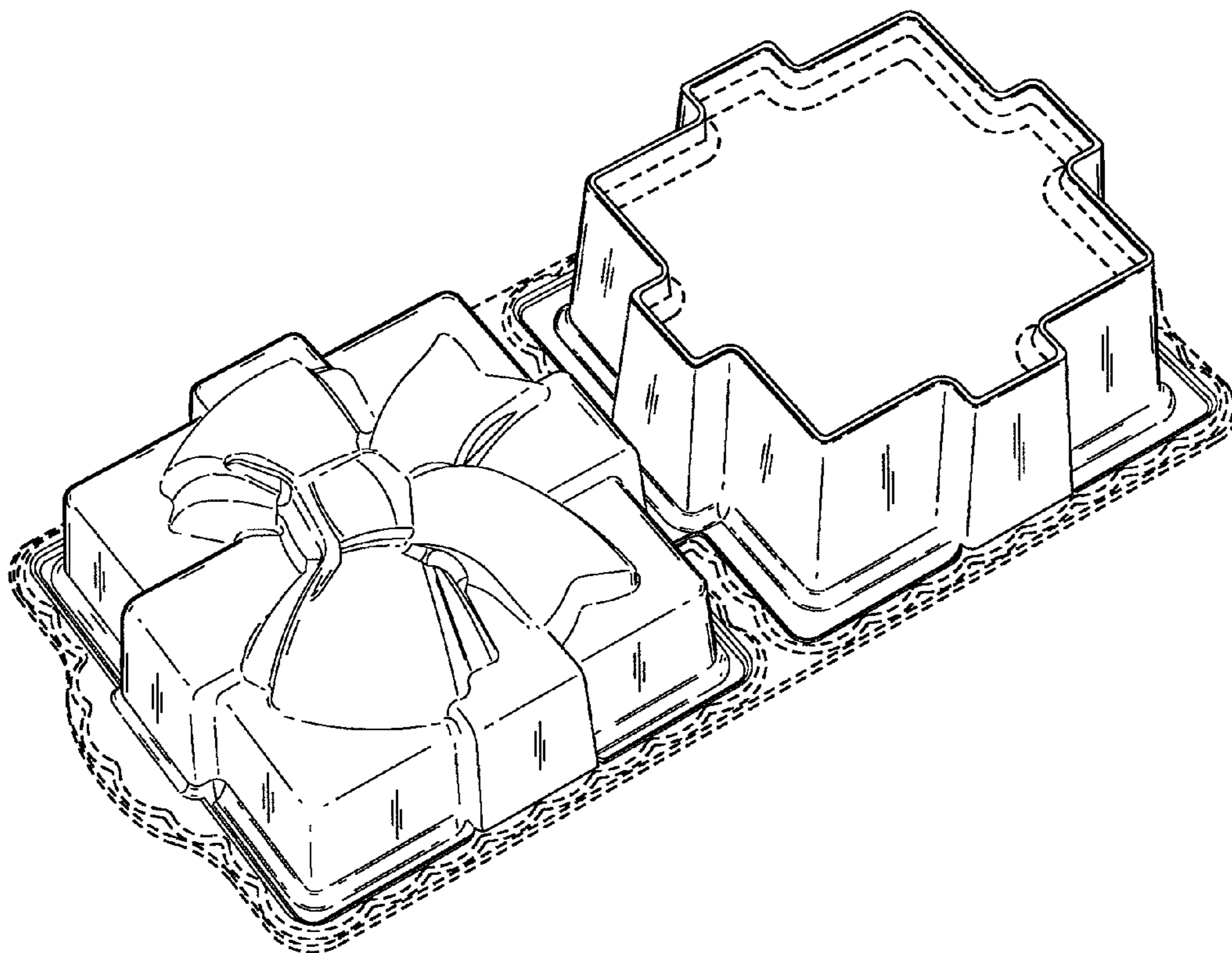
(56) **References Cited**

The subject matter shown in dashed lines, and any surfaces of the design not shown, including interior surfaces, form no part of the claimed invention.

U.S. PATENT DOCUMENTS

D244,749 S * 6/1977 Hodges D9/635
D330,832 S * 11/1992 Goodman D7/675

1 Claim, 4 Drawing Sheets



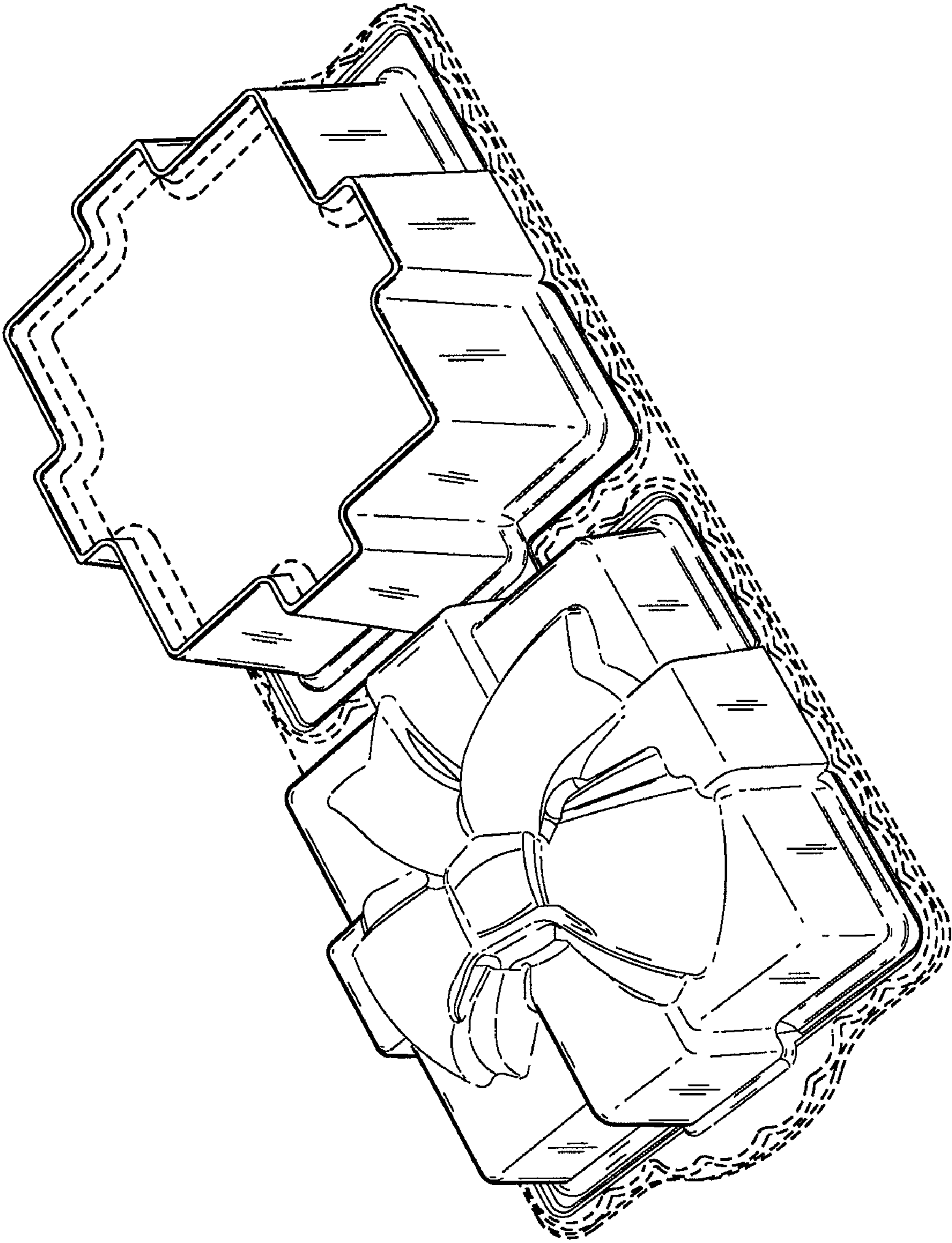


FIG. 1




FIG. 2

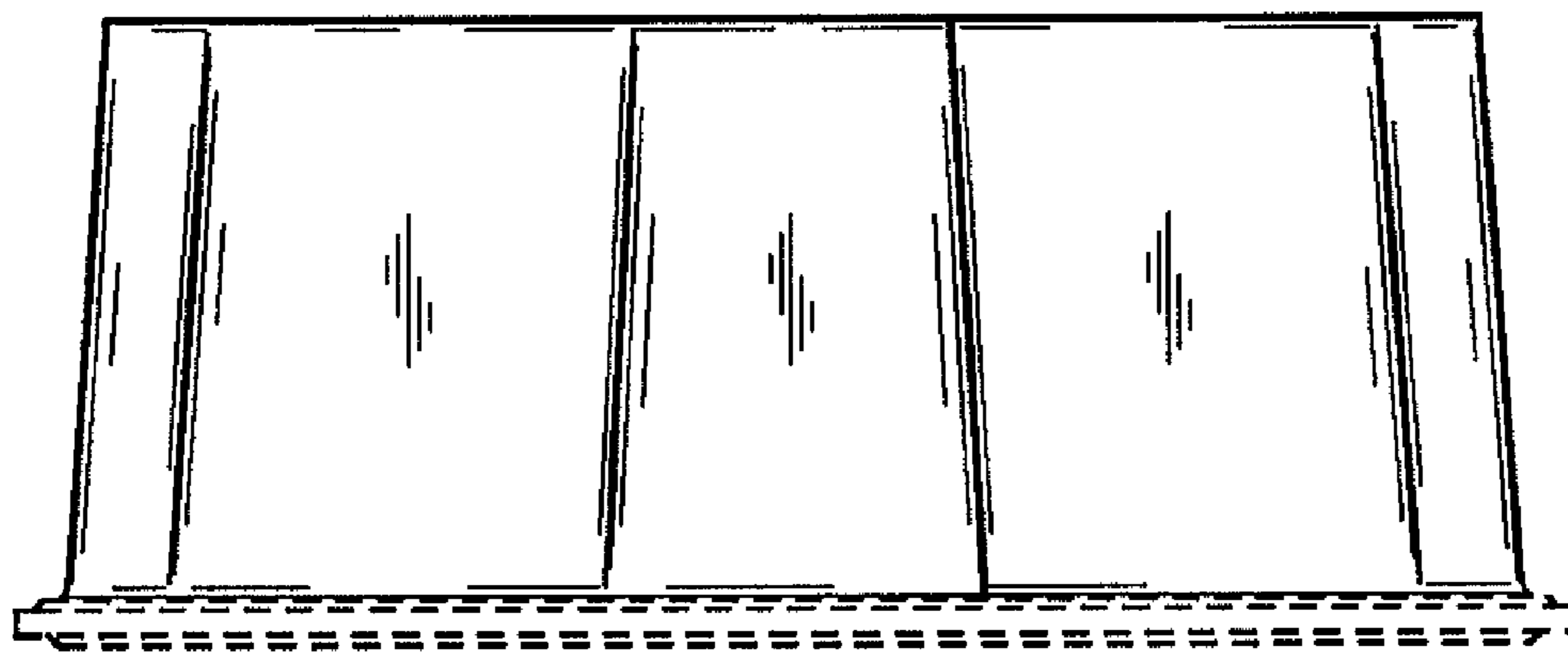


FIG. 3

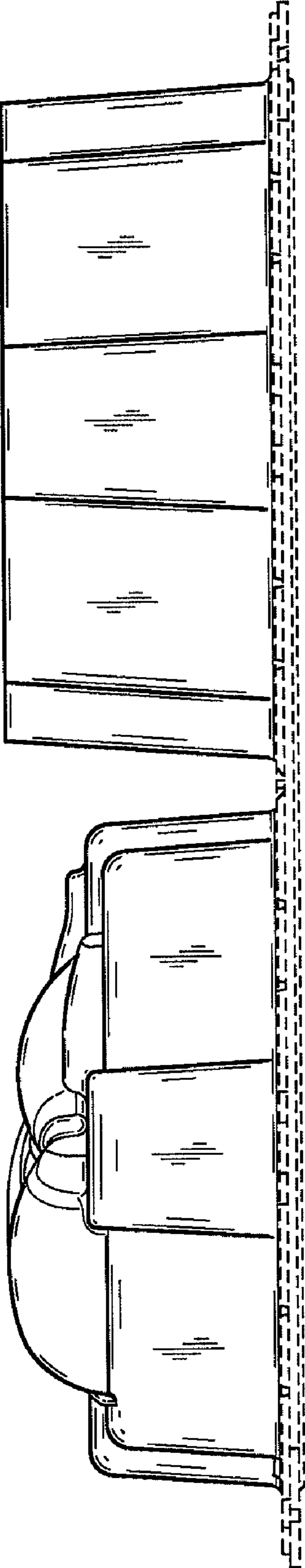


FIG. 4

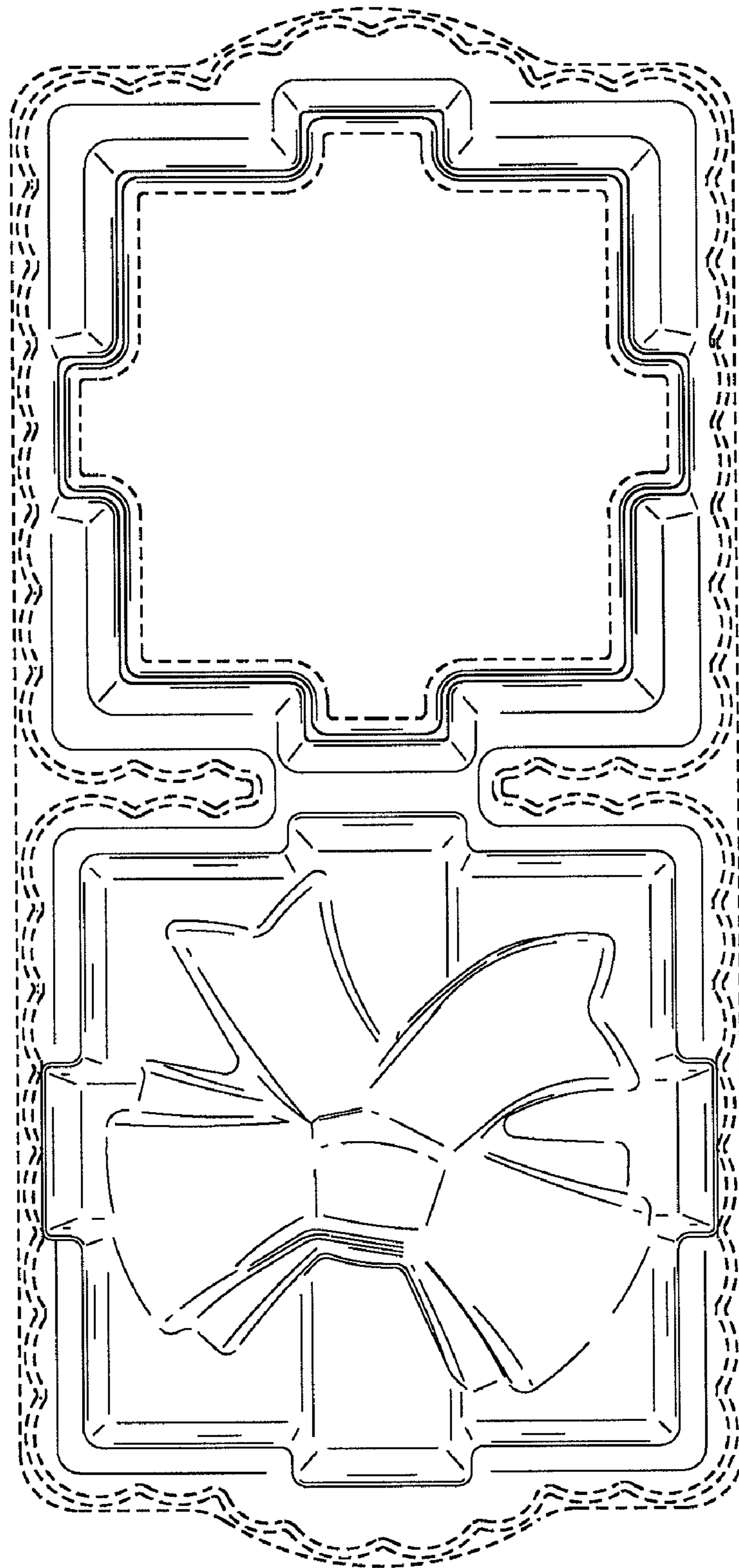


FIG. 5