



US00D599611S

(12) **United States Design Patent**  
**Hoekstra**

(10) **Patent No.:** **US D599,611 S**  
(45) **Date of Patent:** **\*\* Sep. 8, 2009**

(54) **PAN ASSEMBLY**

(75) Inventor: **Jan Hoekstra**, Genk (BE)

(73) Assignee: **Greenpan Europe B.V.B.A.**, Duerle (BE)

(\*\*) Term: **14 Years**

(21) Appl. No.: **29/313,629**

(22) Filed: **Jan. 26, 2009**

(30) **Foreign Application Priority Data**

Sep. 1, 2008 (EP) ..... 994298-0001

(51) **LOC (9) Cl.** ..... **07-02**

(52) **U.S. Cl.** ..... **D7/357; D7/354**

(58) **Field of Classification Search** ..... D3/310;  
D7/323, 354-361, 417, 505, 513, 540-546,  
D7/550.1, 551.1, 552.1, 553.1-553.8, 554.3,  
D7/555, 584, 586, 602, 629, 635, 675; D9/414,  
D9/456, 745, 756, 761; 99/324, 339, 422,  
99/426; 220/573.1-573.4, 672-675, 912;  
229/120.17; 249/117, 119, 122-127, 155-156,  
249/160

See application file for complete search history.

(56) **References Cited**

**U.S. PATENT DOCUMENTS**

D224,662 S \* 8/1972 Svgett et al. .... D7/546  
D232,302 S \* 8/1974 Lazure ..... D9/761

4,202,465 A \* 5/1980 McLaren ..... 229/120.17  
D284,727 S \* 7/1986 Gerber ..... D7/546  
D301,192 S \* 5/1989 DeCoster ..... D7/555  
D363,192 S \* 10/1995 Reeves et al. .... D7/553.3  
D367,172 S \* 2/1996 Brightbill et al. .... D3/310  
D408,222 S \* 4/1999 Carter ..... D7/541  
D420,855 S \* 2/2000 Hurley ..... D7/549  
D484,364 S \* 12/2003 Bailey et al. .... D7/553.2  
D515,880 S \* 2/2006 Lerner ..... D7/629

\* cited by examiner

*Primary Examiner*—Caron Veynar

*Assistant Examiner*—Ricky Pham

(74) *Attorney, Agent, or Firm*—Kirschstein, et al.

(57) **CLAIM**

The ornamental design for a pan assembly, as shown and described.

**DESCRIPTION**

FIG. 1 is a perspective view of a pan assembly according to my new design;

FIG. 2 is a top plan view thereof;

FIG. 3 is a front elevational view thereof;

FIG. 4 is an end elevational view thereof, the opposite end view being a mirror image;

FIG. 5 is a rear elevational view thereof;

FIG. 6 is a bottom plan view thereof; and,

FIG. 7 is an exploded perspective view thereof.

**1 Claim, 4 Drawing Sheets**

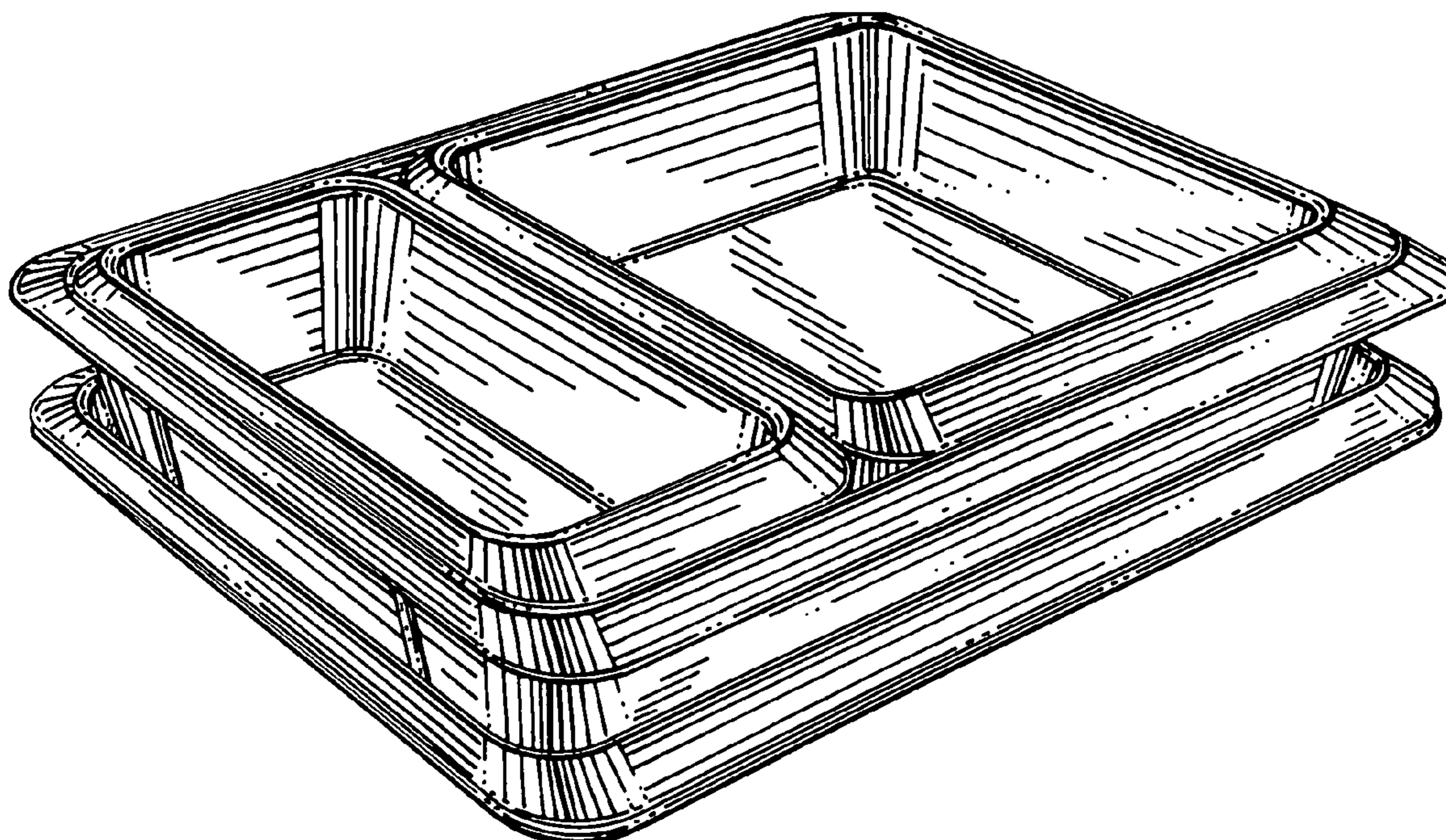


FIG. 1


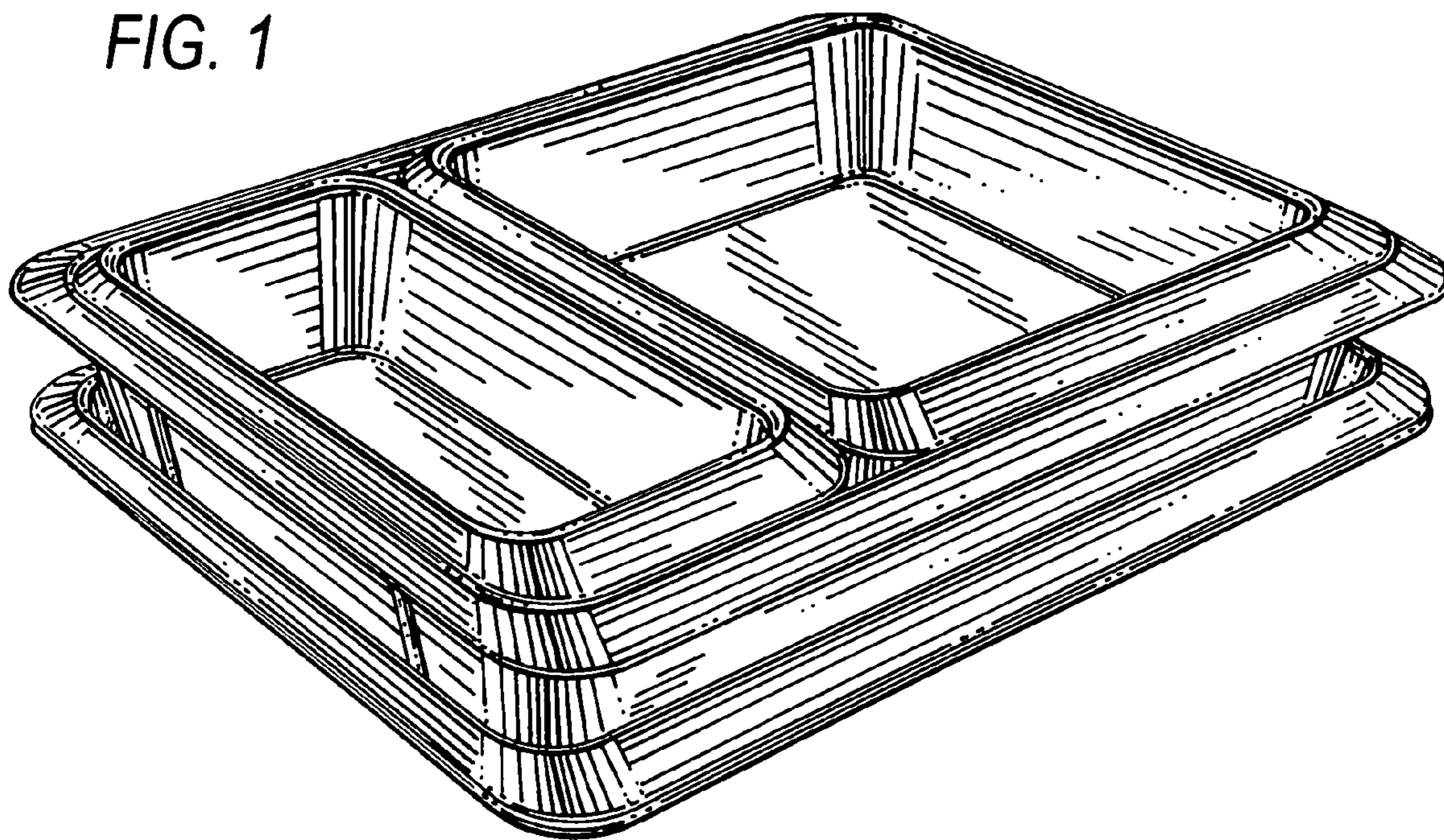


FIG. 4

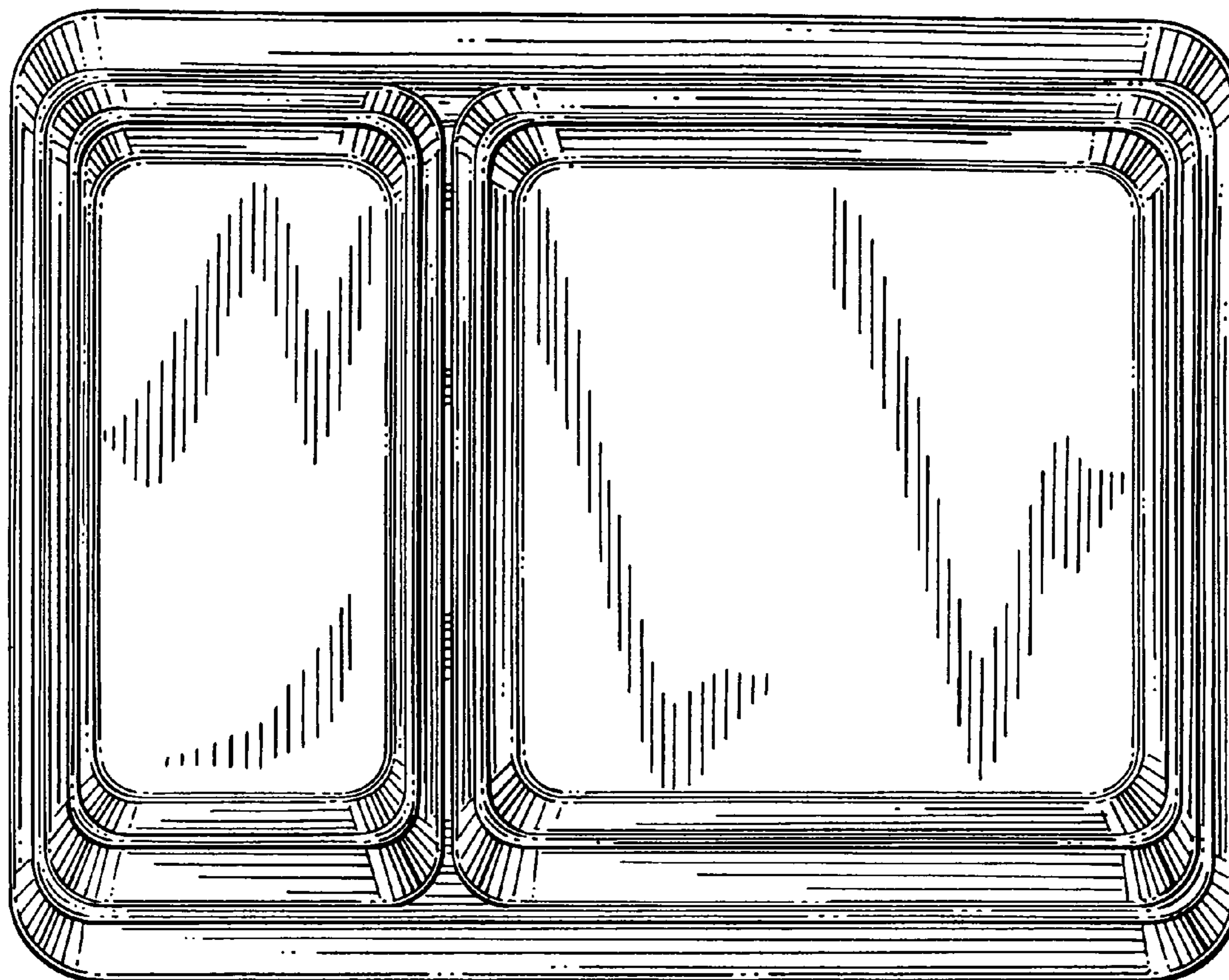


FIG. 2




FIG. 3

FIG. 5

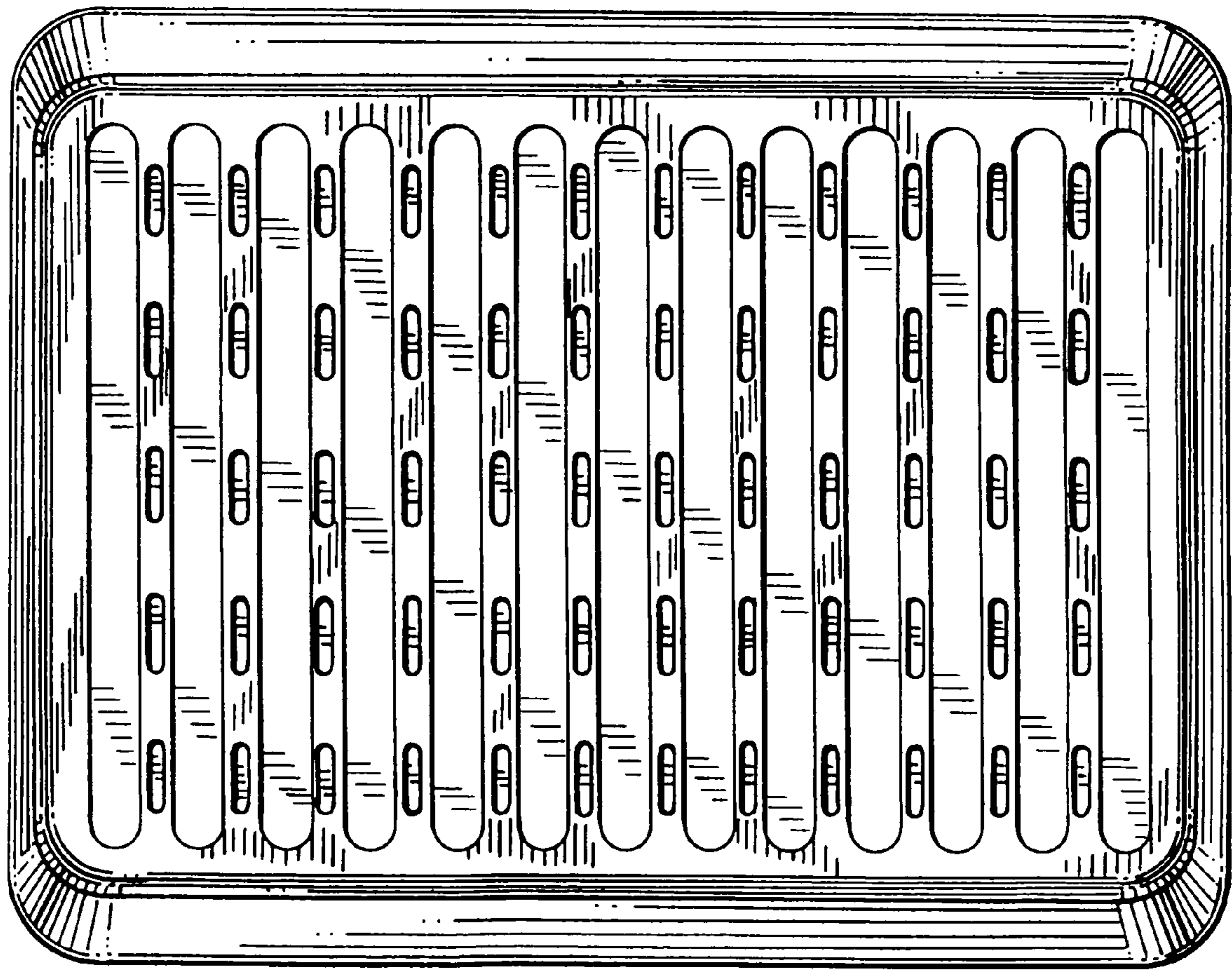



FIG. 6

FIG. 7

