



US00D599605S

(12) **United States Design Patent**
Junker et al.

(10) **Patent No.:** **US D599,605 S**

(45) **Date of Patent:** **** Sep. 8, 2009**

(54) **SIMULATED COMPANION**

(75) Inventors: **Ramona Junker**, Orlando, FL (US);
Patricia Ogilvie, Venice, FL (US);
Leigh Woods, Charlotte, NC (US)

(73) Assignee: **Mumococie, Inc.**, Maitland, FL (US)

(**) Term: **14 Years**

(21) Appl. No.: **29/326,549**

(22) Filed: **Oct. 20, 2008**

(51) **LOC (9) Cl.** **06-09**

(52) **U.S. Cl.** **D6/601**

(58) **Field of Classification Search** D6/595,
D6/596, 599, 601, 604; 5/630, 631, 633,
5/636, 637, 640, 652-655, 655.3, 655.9,
5/419, 420; D21/809

See application file for complete search history.

(56) **References Cited**

U.S. PATENT DOCUMENTS

D293,990	S	*	2/1988	Brooksby	D6/601
D306,948	S	*	4/1990	Zollinger	D6/601
D307,369	S	*	4/1990	Zollinger	D6/601
D310,609	S	*	9/1990	Burkhardt	D6/601
5,063,912	A		11/1991	Hughes		
5,357,642	A		10/1994	Clute		
D400,386	S	*	11/1998	Keilhauer	D6/601
6,662,390	B1		12/2003	Berger		
6,759,961	B2		7/2004	Fitzgerald et al.		
7,107,639	B2		9/2006	Taricani		
2004/0130449	A1		7/2004	Hung		
2006/0010605	A1		1/2006	Kamrin-Balfour		
2006/0194506	A1		8/2006	Sacchetti		

2007/0060015	A1	3/2007	Glatt et al.
2007/0061975	A1	3/2007	Hernandez
2007/0074348	A1	4/2007	Carlton
2007/0079444	A1	4/2007	Ward

FOREIGN PATENT DOCUMENTS

JP 09117352 A 5/1997

* cited by examiner

Primary Examiner—Janice E Seeger

(74) *Attorney, Agent, or Firm*—Patterson, Thuente, Skaar & Christensen, P.A.

(57) **CLAIM**

We claim the ornamental design for a simulated companion, as shown.

DESCRIPTION

FIG. 1 is a front perspective view of a simulated companion according to an embodiment of the invention.

FIG. 2 is a front elevation view of a simulated companion according to the embodiment of FIG. 1.

FIG. 3 is a rear elevation view of a simulated companion according to the embodiment of FIG. 1.

FIG. 4 is a left-side elevation view of a simulated companion according to the embodiment of FIG. 1.

FIG. 5 is a right-side elevation view of a simulated companion according to the embodiment of FIG. 1.

FIG. 6 is a top view of a simulated companion according to the embodiment of FIG. 1; and,

FIG. 7 is a bottom view of a simulated companion according to the embodiment of FIG. 1.

1 Claim, 3 Drawing Sheets

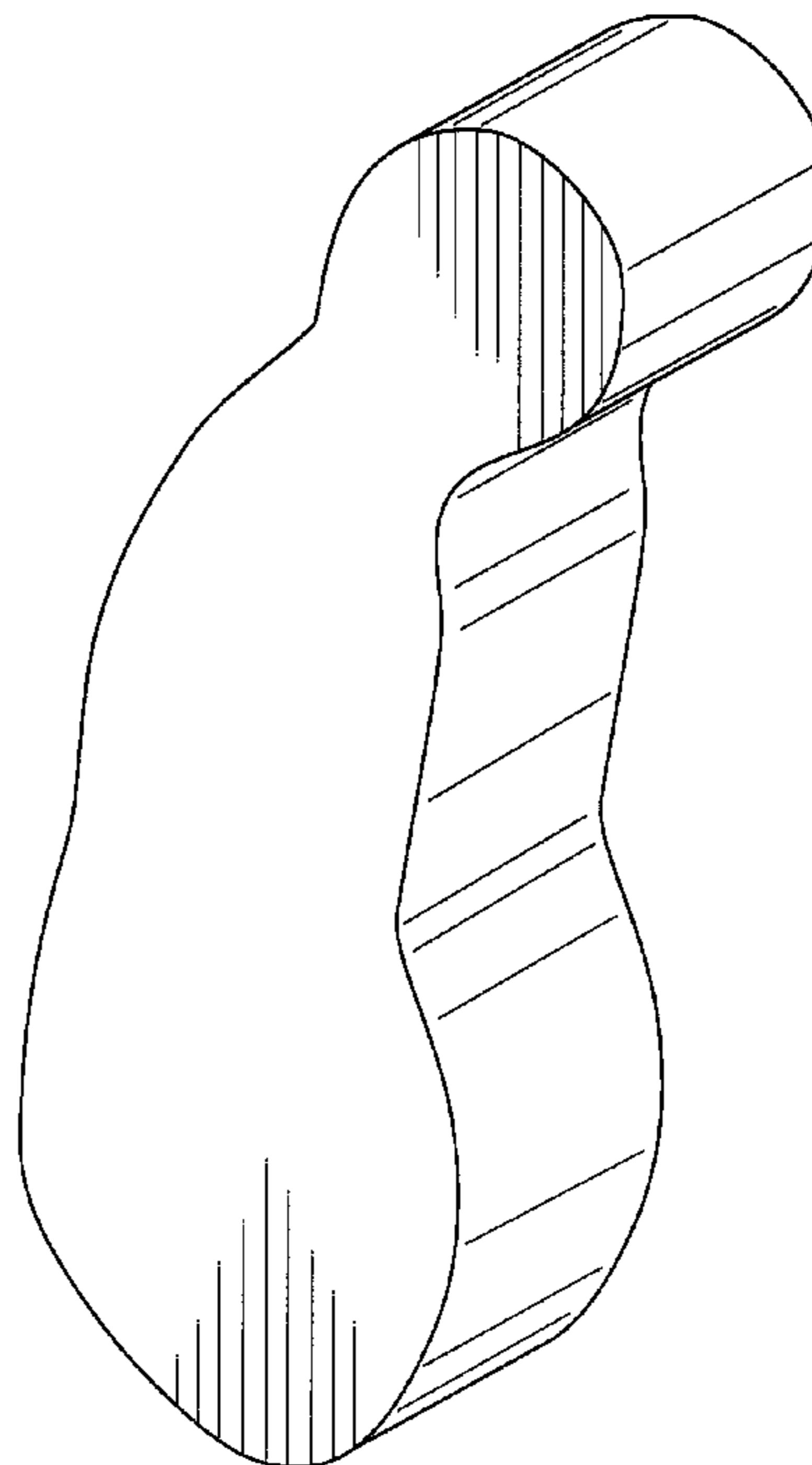


Fig. 1

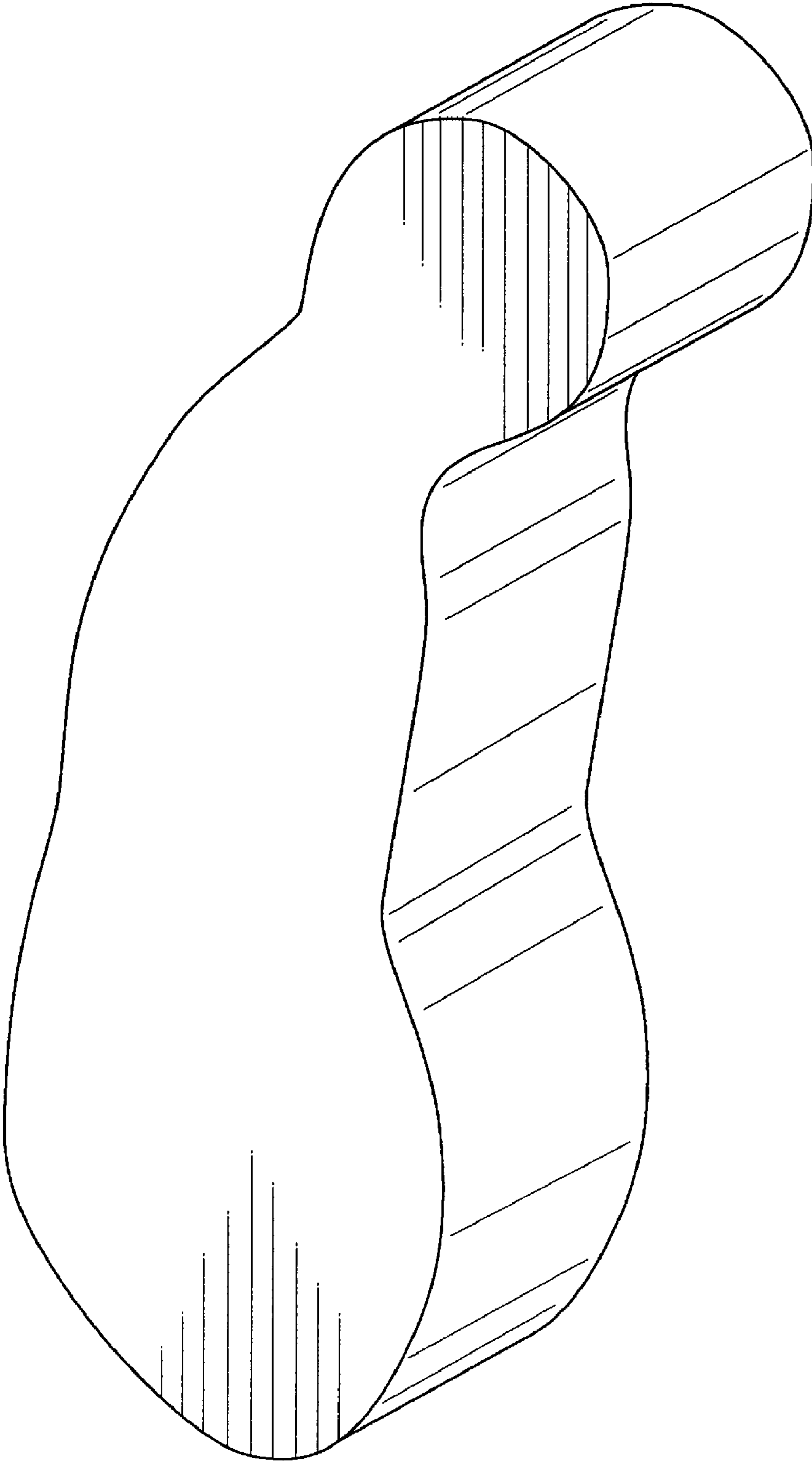


Fig. 2

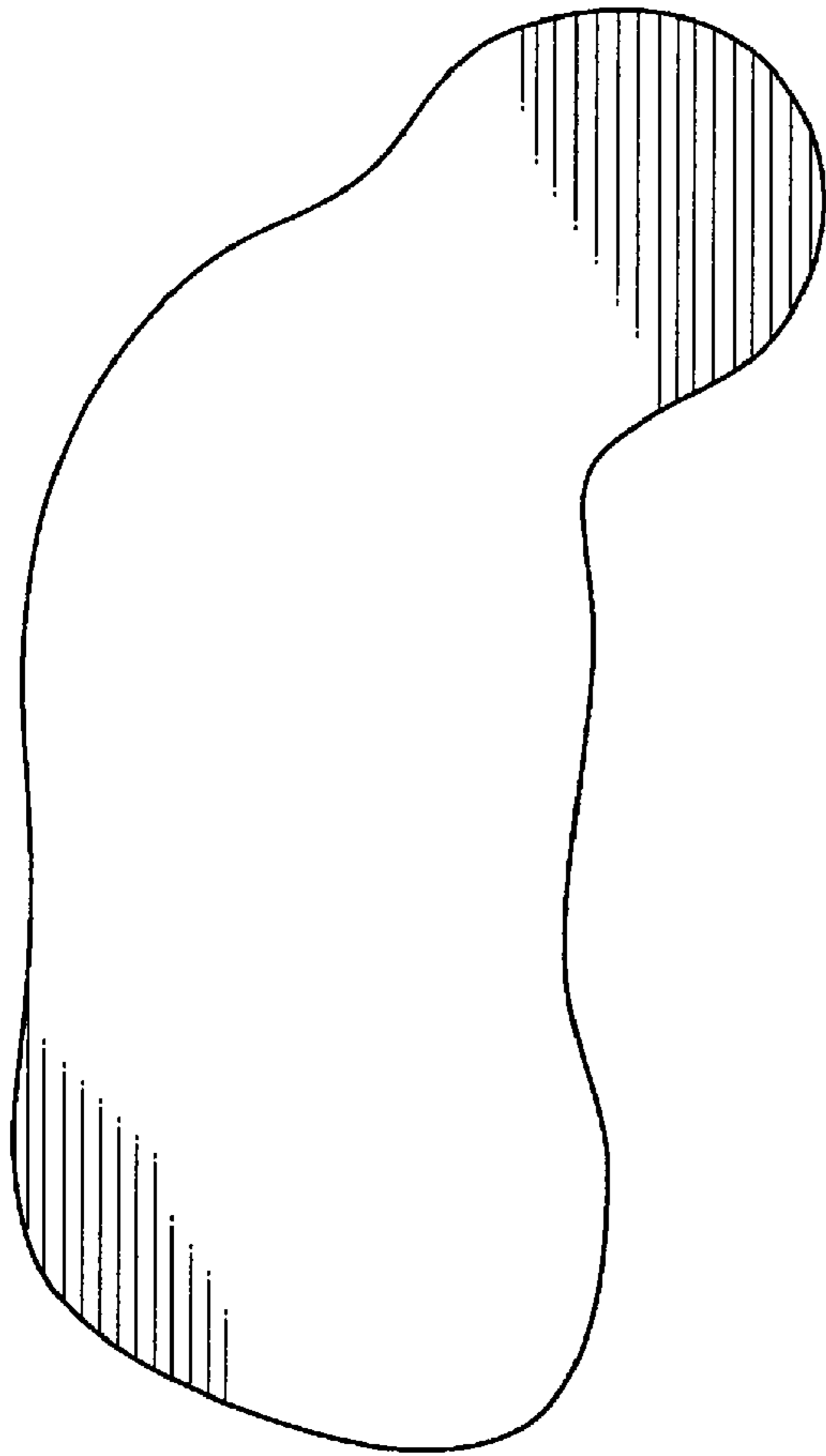


Fig. 3

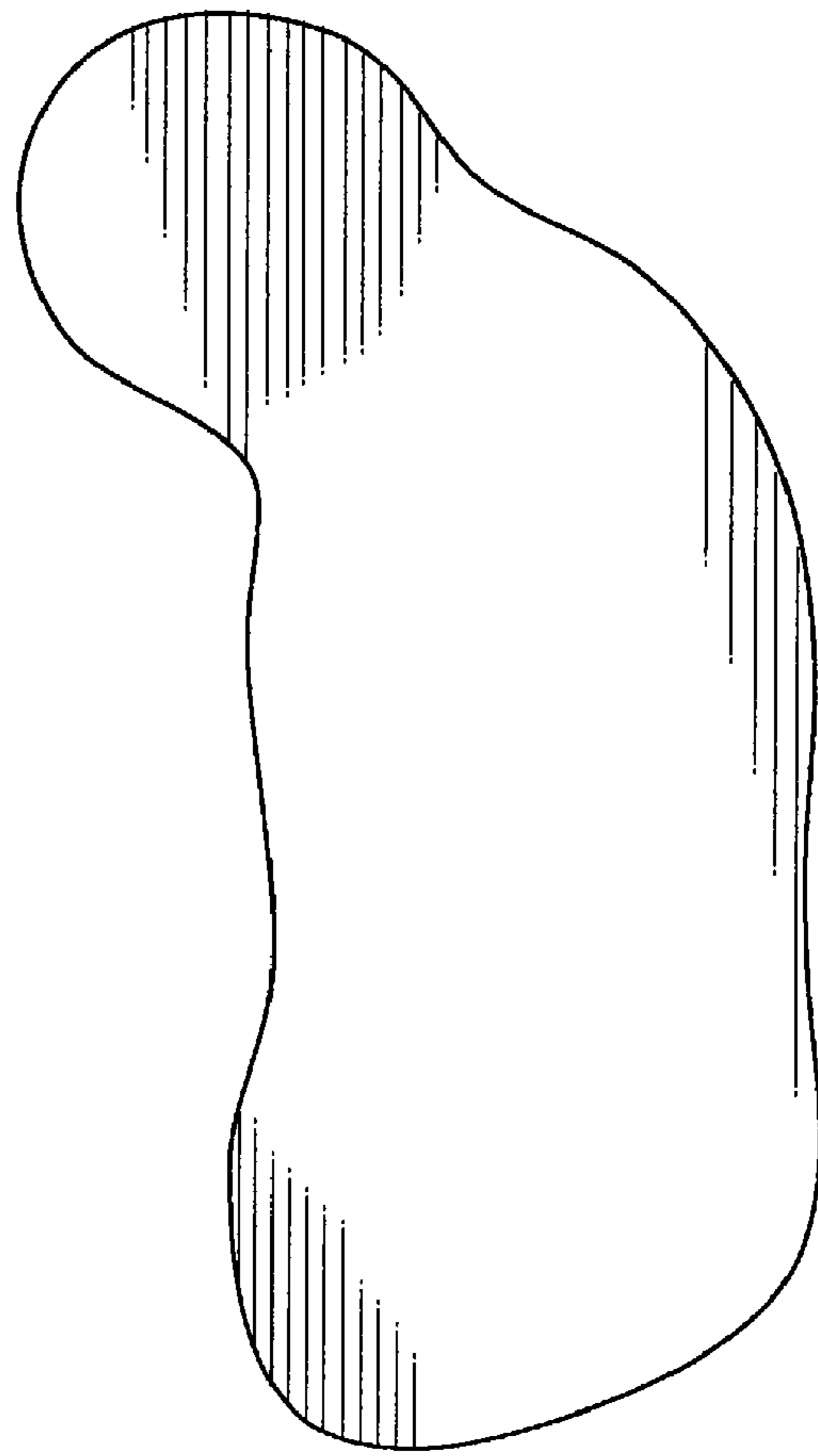


Fig. 4




Fig. 5




Fig. 6

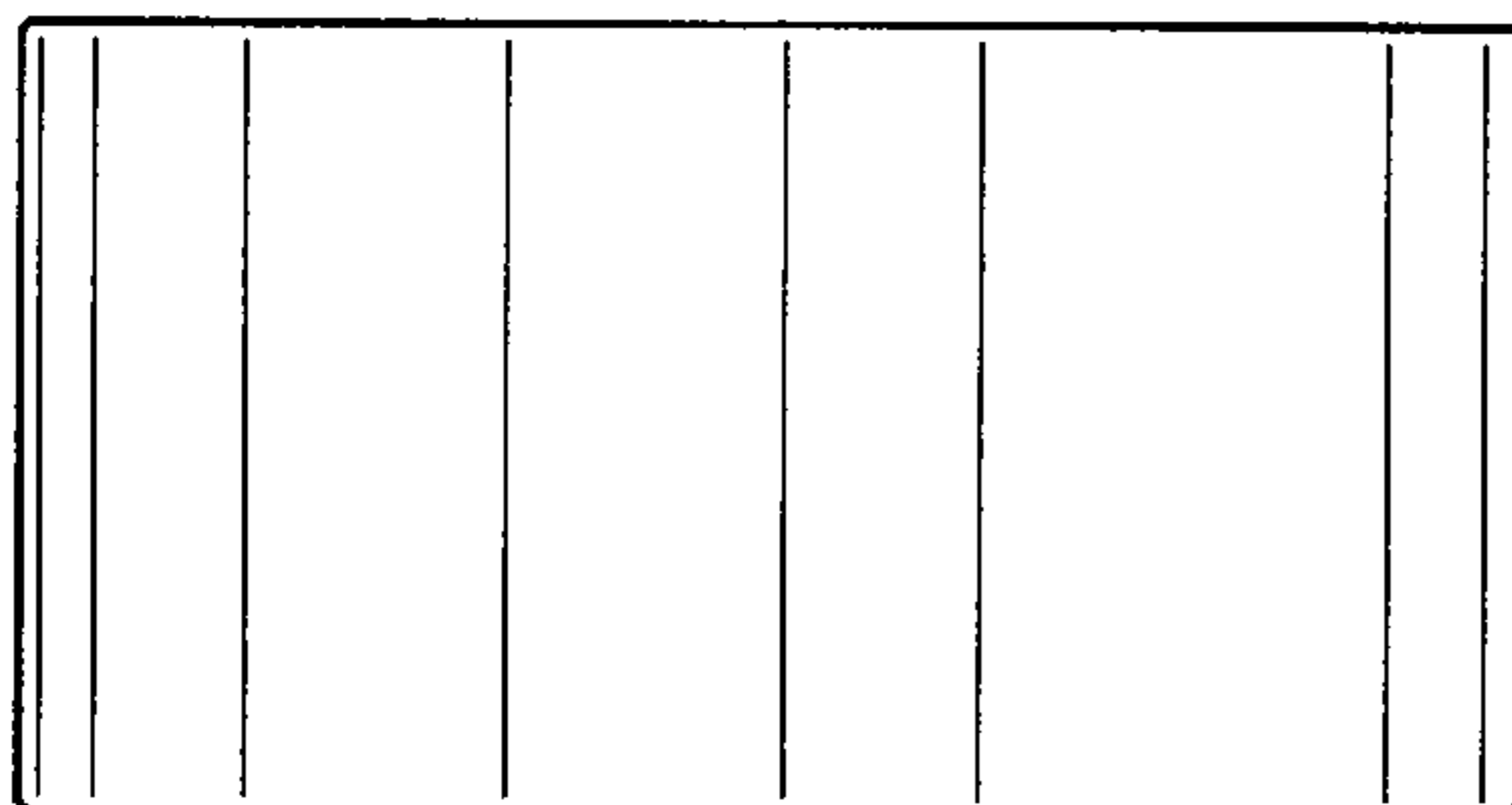


Fig. 7

