

US00D599595S

(12) **United States Design Patent**
Dretzka

(10) **Patent No.:** **US D599,595 S**

(45) **Date of Patent:** **** Sep. 8, 2009**

(54) **SOAP DISH**

D547,583 S * 7/2007 Dretzka D6/536

(75) Inventor: **Philip C. Dretzka**, Mariemont, OH (US)

(73) Assignee: **InterDesign, Inc.**, Solon, OH (US)

(**) Term: **14 Years**

(21) Appl. No.: **29/312,982**

(22) Filed: **Nov. 26, 2008**

(51) **LOC (9) Cl.** **23-02**

(52) **U.S. Cl.** **D6/536**

(58) **Field of Classification Search** D6/536-540,
D6/532; D7/502, 550, 554.2; D9/682, 690,
D9/692; 206/77.1, 557, 587, 823; 211/13.1,
211/85.4, 85.12

See application file for complete search history.

(56) **References Cited**

U.S. PATENT DOCUMENTS

D337,682 S	*	7/1993	Crook et al.	D6/536
D341,971 S	*	12/1993	Corbin	D6/536
D356,914 S	*	4/1995	Cecula	D6/536
D413,219 S	*	8/1999	Glenton Kerr	D6/536
D417,574 S	*	12/1999	Ludwig	D6/536
D478,232 S	*	8/2003	Dretzka	D6/536
D498,103 S	*	11/2004	Dretzka	D6/536
D499,291 S	*	12/2004	Snell	D6/536
D532,635 S	*	11/2006	Snell	D6/536
D533,382 S	*	12/2006	Snell	D6/536
D545,100 S	*	6/2007	Dretzka	D6/536

OTHER PUBLICATIONS

- InterDesign, Inc. Product Brochure—2000, p. 44.
- InterDesign, Inc. Product Brochure—2001, p. 4
- InterDesign, Inc. Product Brochure—2003; pp. 9, 14, 24.
- InterDesign, Inc. Product Brochure—2005, p. 6.
- InterDesign, Inc. Product Brochure—2006, pp. 2, 3, 4, 5, 6, 8, 11.
- InterDesign, Inc. Product Brochure—2007, pp. 4, 5, 8, 9, 12.

* cited by examiner

Primary Examiner—Brian N Vinson

(74) *Attorney, Agent, or Firm*—D. Peter Hochberg; Sean F. Mellino; Daniel J. Smola

(57) **CLAIM**

The ornamental design for a soap dish, as shown and described.

DESCRIPTION

FIG. 1 is a perspective view of the soap dish according to the invention;

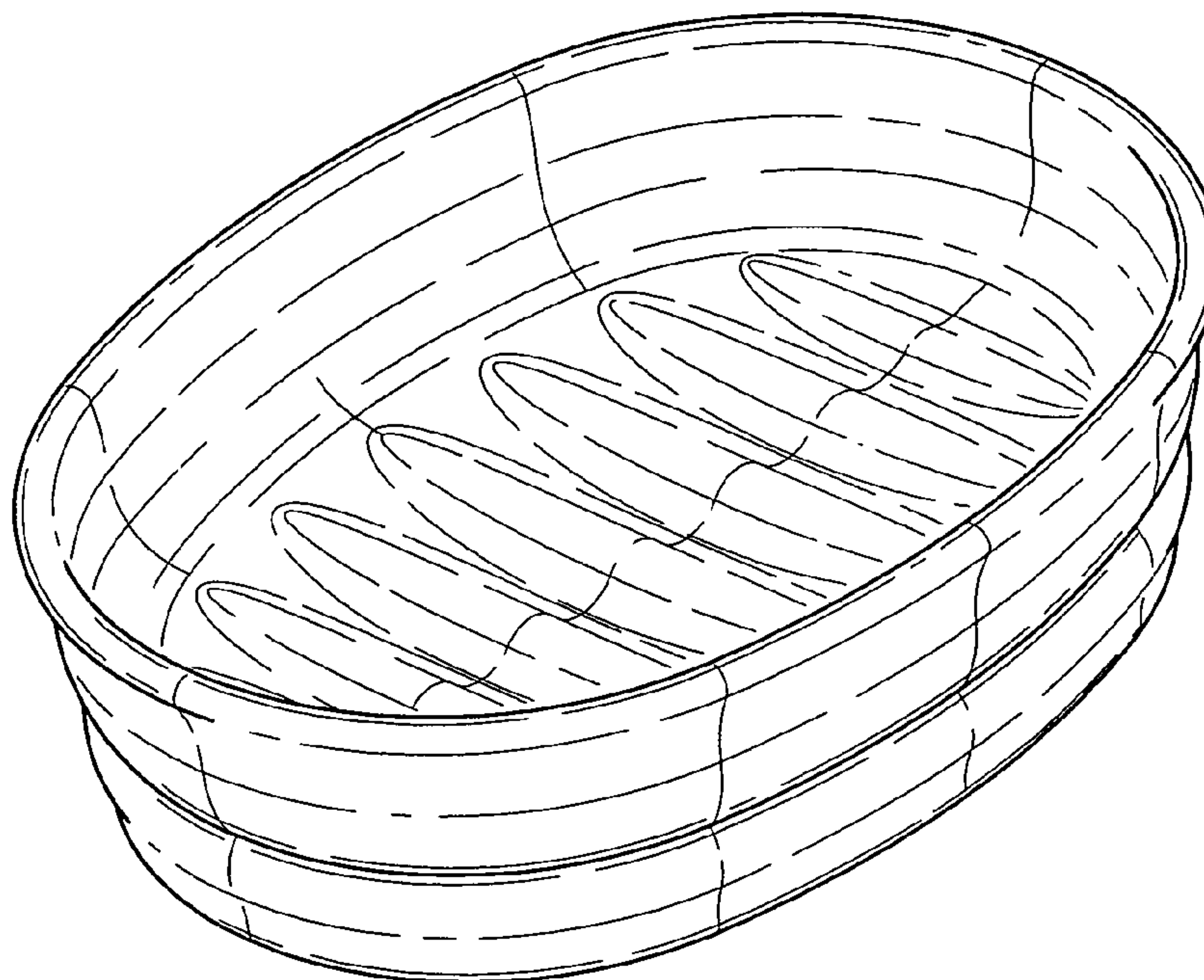
FIG. 2 is a top view of the soap dish as shown in FIG. 1;

FIG. 3 is a bottom view of the soap dish as shown in FIG. 1;

FIG. 4 is a side view of the soap dish as shown in FIG. 1, the opposing side view of the soap dish as shown in FIG. 1 being identical to the side view as shown in FIG. 4; and,

FIG. 5 is a front view of the soap dish as shown in FIG. 1, the rear view of the soap dish as shown in FIG. 1 being identical to the front view as shown in FIG. 5.

1 Claim, 3 Drawing Sheets



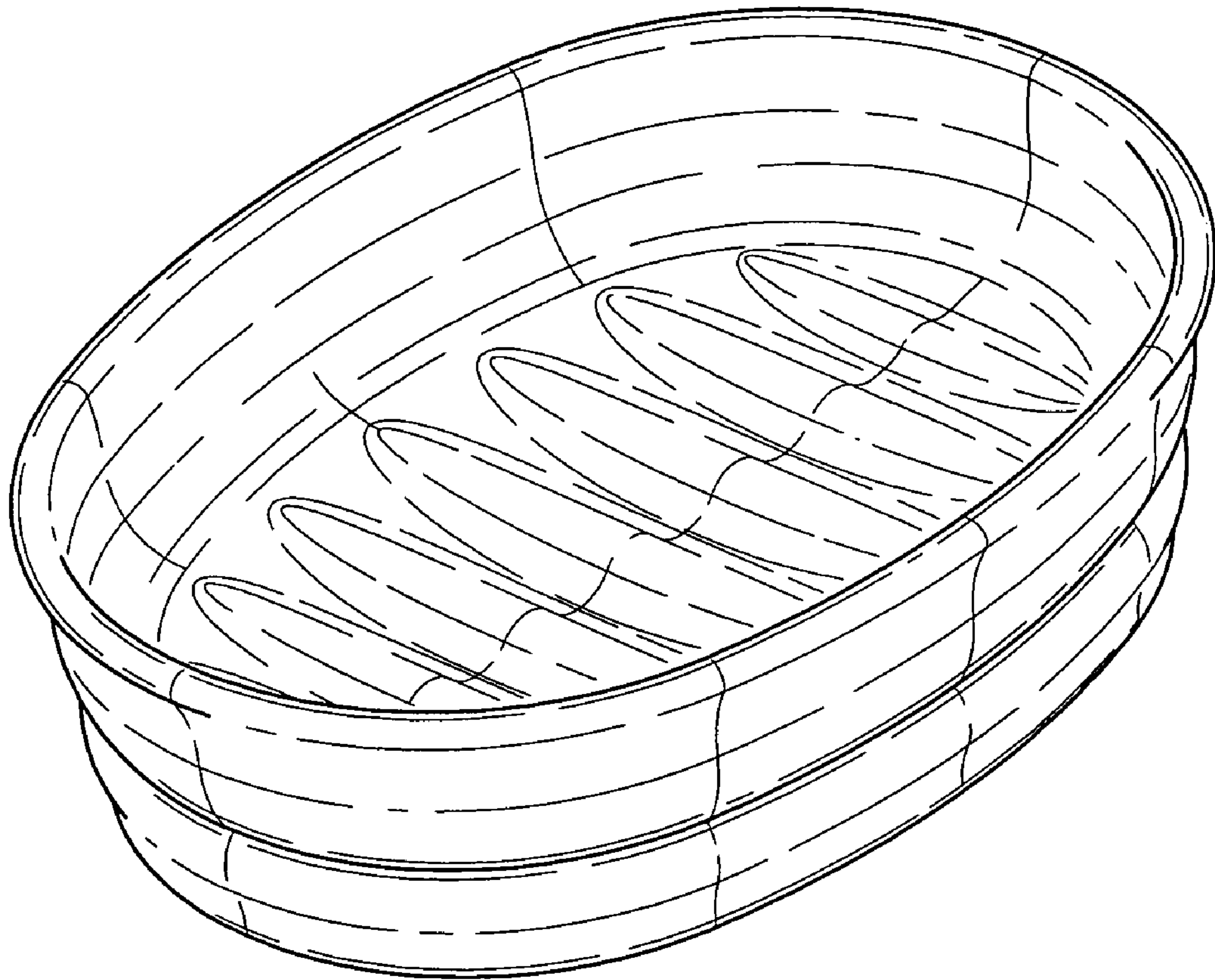


FIG-1

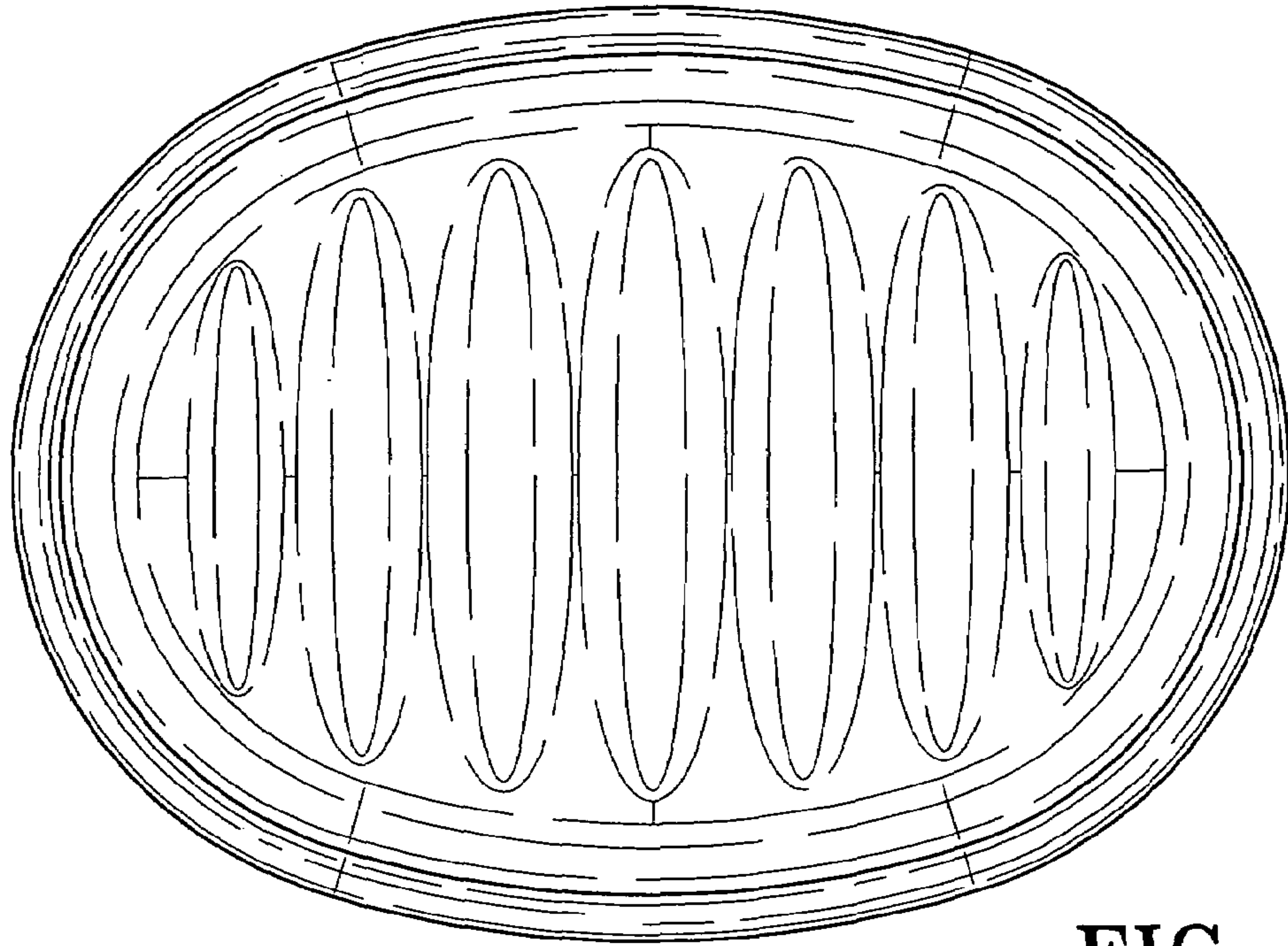


FIG-2

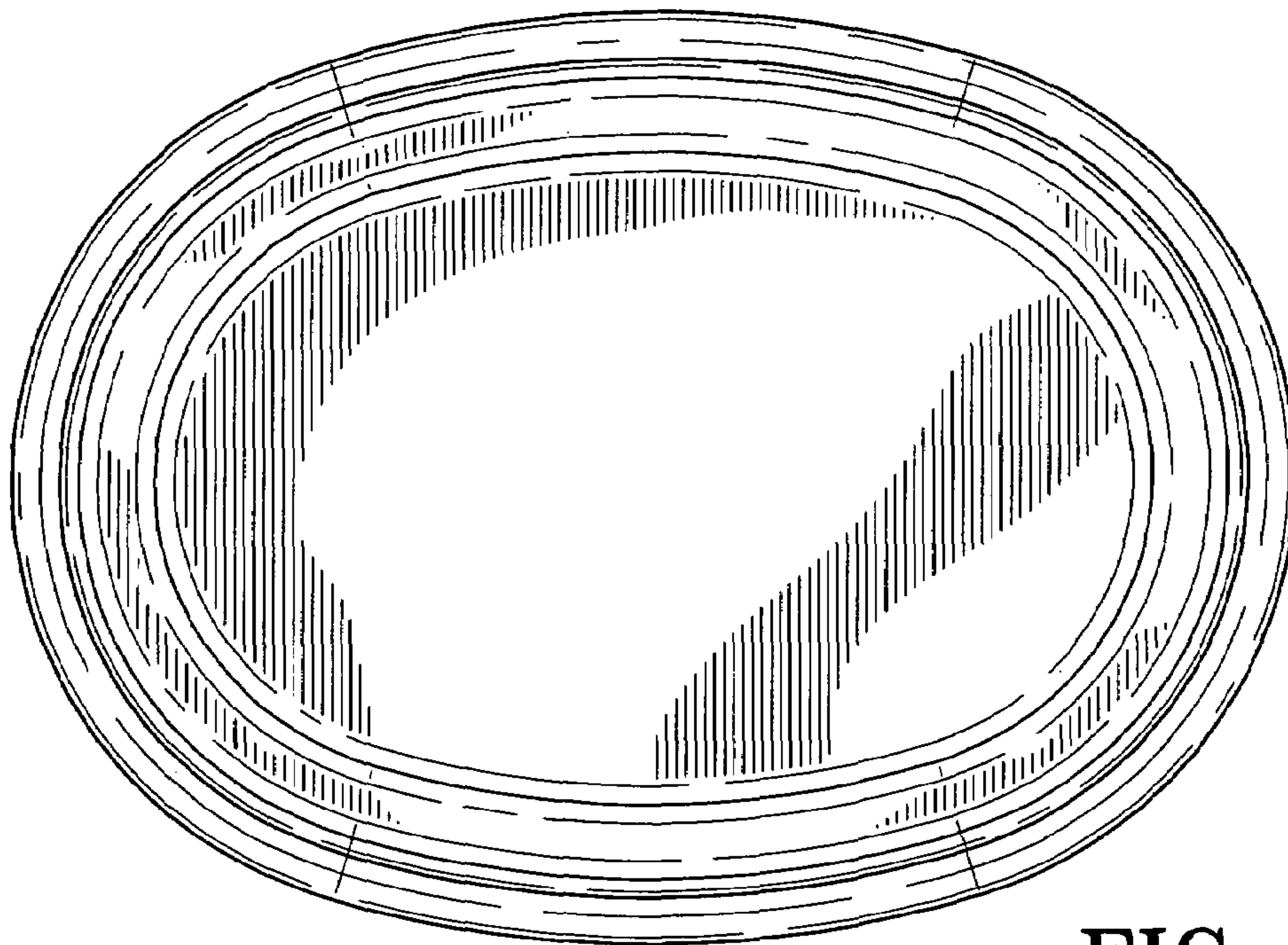


FIG-3

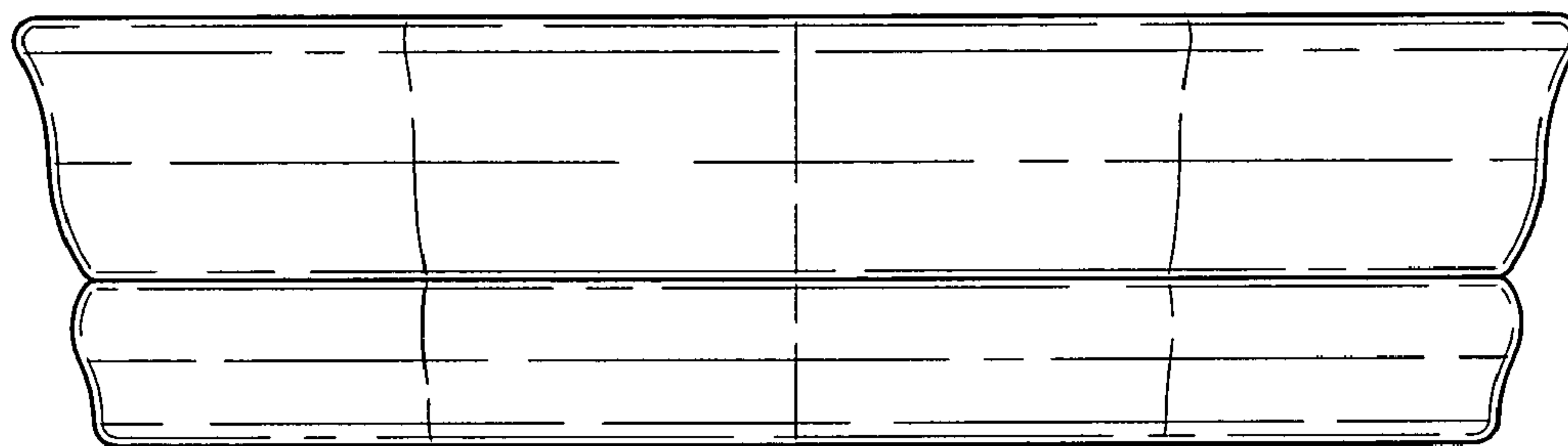


FIG-4




FIG-5