



US00D599544S

(12) **United States Design Patent**
Hu

(10) **Patent No.:** **US D599,544 S**

(45) **Date of Patent:** **** Sep. 8, 2009**

(54) **KEY CHAIN**

D578,303 S * 10/2008 Shetler D3/211
D586,551 S * 2/2009 Shetler D3/211

(76) Inventor: **Ming-Liang Hu**, No. 129, Lane 523,
Sec. 3, Chung Cheng Rd., Jen Te, Tainan
Hsien (TW)

* cited by examiner

Primary Examiner—R. Seifert

(74) *Attorney, Agent, or Firm*—Whyte Hirschboeck Dudek
SC

(**) Term: **14 Years**

(21) Appl. No.: **29/325,552**

(57) **CLAIM**

(22) Filed: **Oct. 2, 2008**

The ornamental design for key chain, as shown and described.

(51) **LOC (9) Cl.** **03-01**

(52) **U.S. Cl.** **D3/211**

(58) **Field of Classification Search** D3/207–212;
D11/31–33, 44, 48–51, 66; 70/456 R, 456 B,
70/457–460; 24/3.6; D13/168; 362/116;
D8/348

See application file for complete search history.

DESCRIPTION

FIG. 1 is a perspective view of key chain showing my new design;

FIG. 2 is a front elevational view thereof;

FIG. 3 is a rear elevational view thereof;

FIG. 4 is a left side elevational view thereof;

FIG. 5 is a right side elevational view thereof;

FIG. 6 is a top plan view thereof; and,

FIG. 7 is a bottom plan view thereof.


(56) **References Cited**

U.S. PATENT DOCUMENTS

D105,901 S * 8/1937 Schwartz D3/211

D523,629 S * 6/2006 Carter D3/211

1 Claim, 4 Drawing Sheets



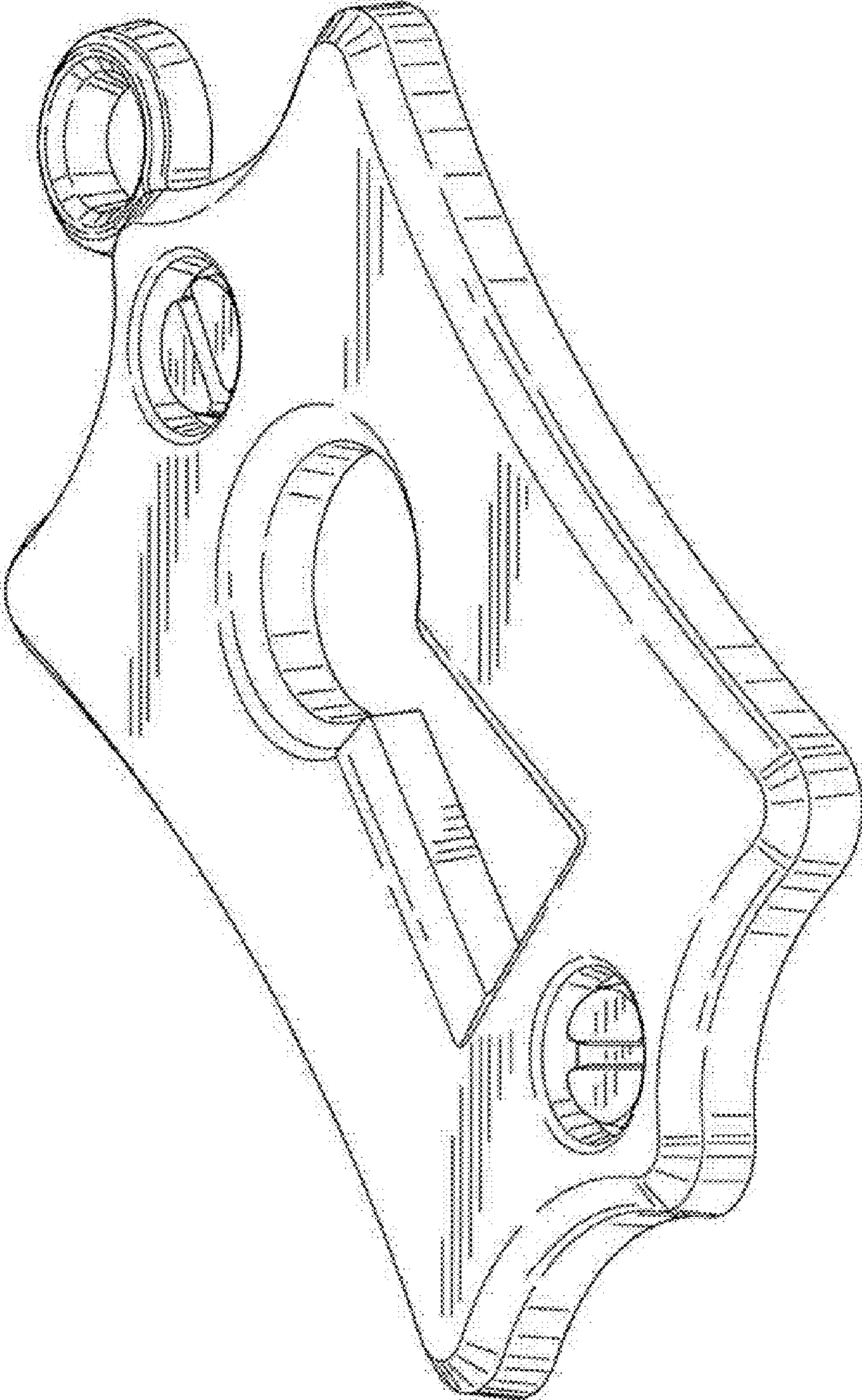


FIG. 1

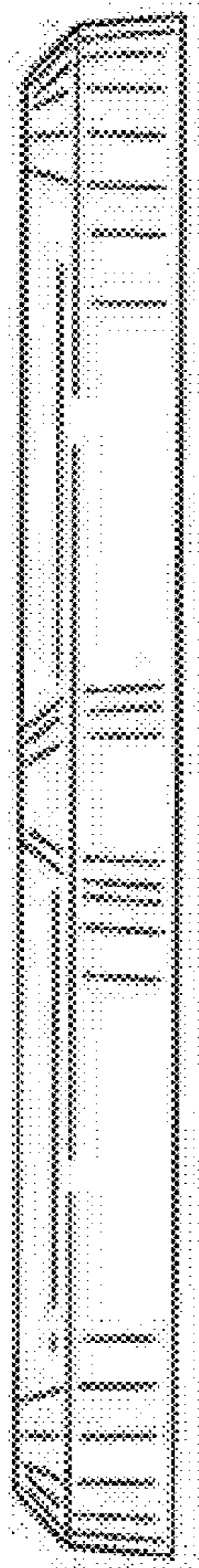


FIG. 2




FIG. 3




FIG. 4




FIG. 5

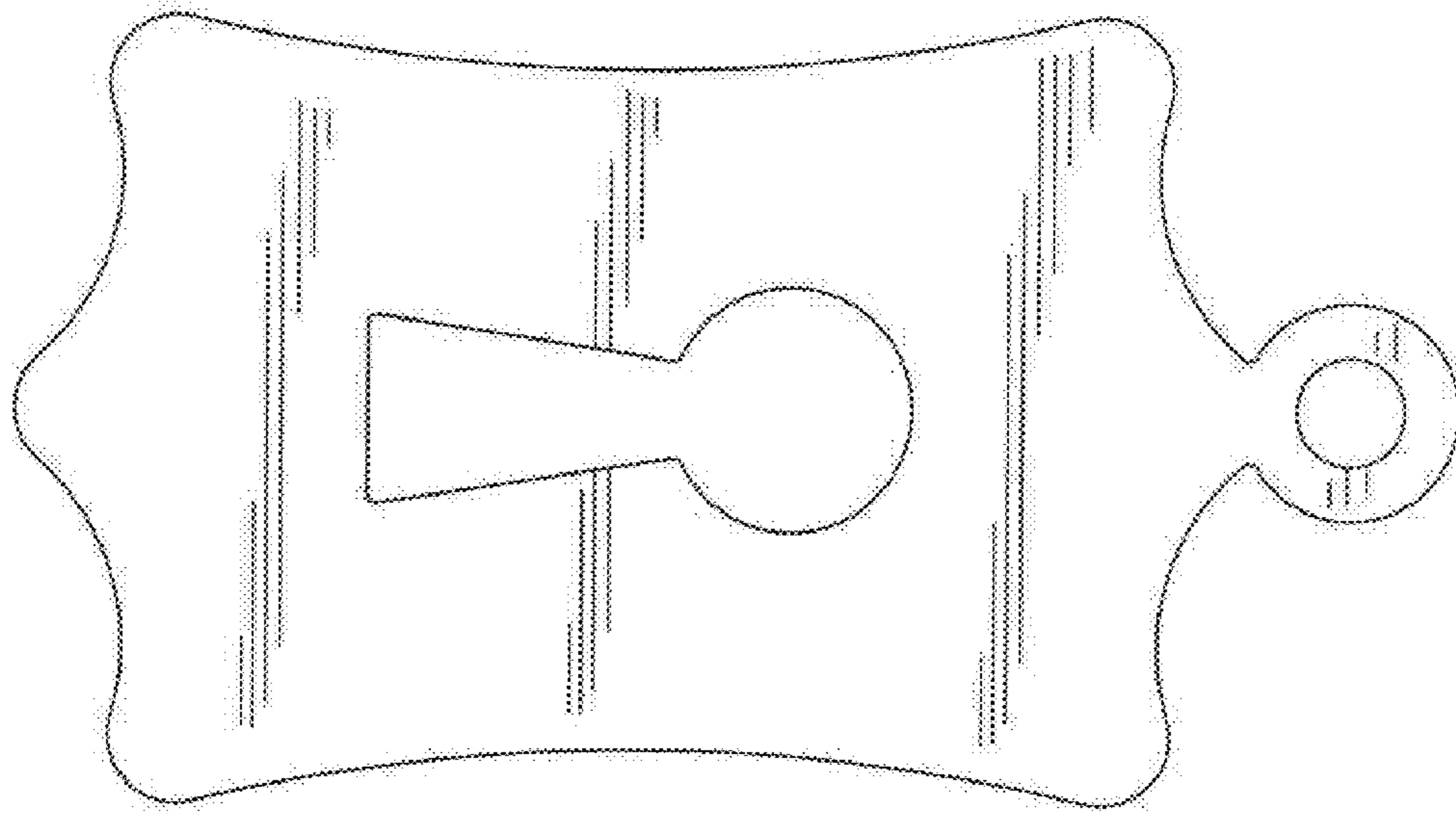


FIG. 7

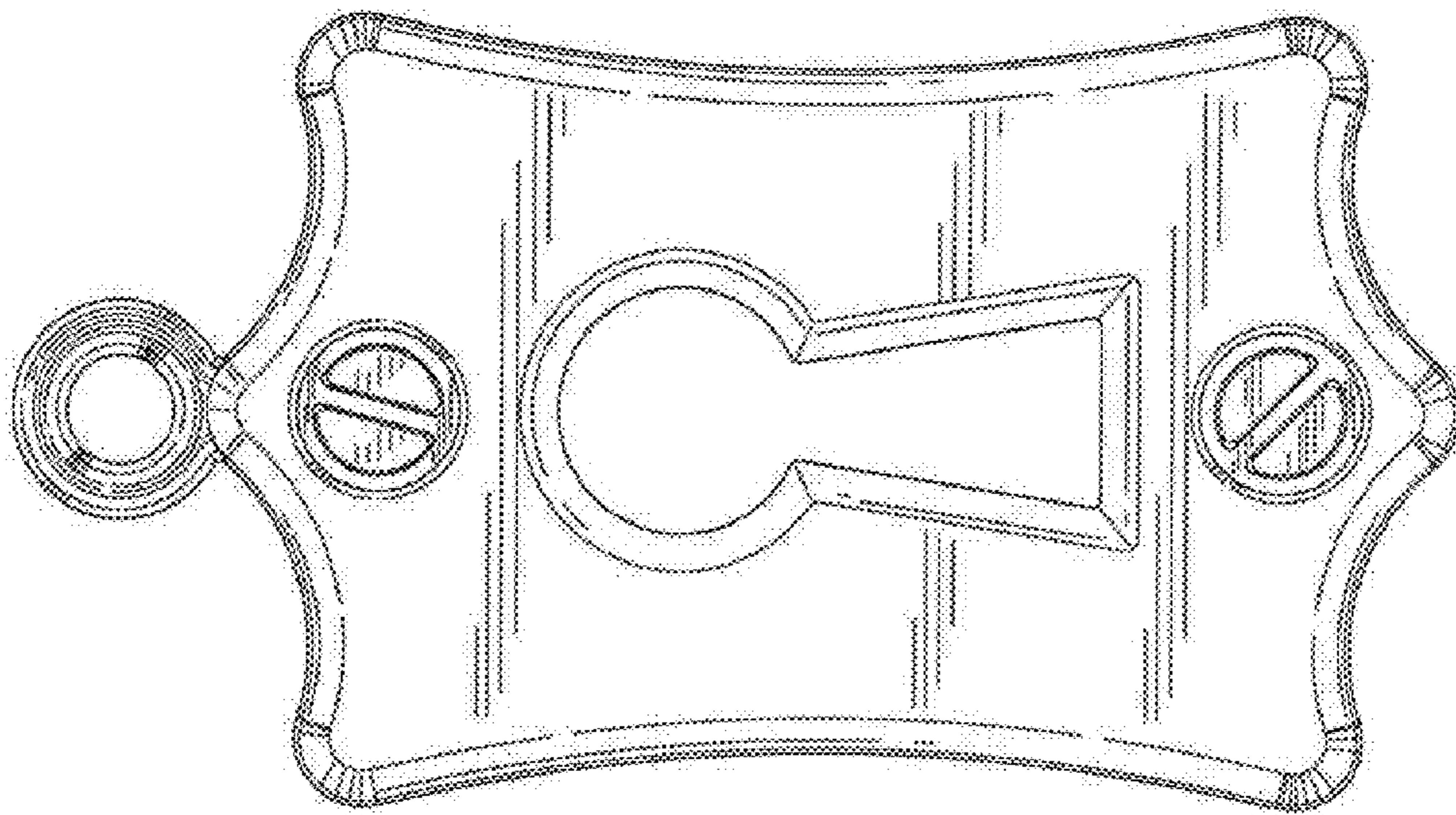


FIG. 6