



US00D599542S

(12) **United States Design Patent**
Hoffman

(10) **Patent No.:** **US D599,542 S**

(45) **Date of Patent:** **** Sep. 8, 2009**

(54) **KNITTING NEEDLE**

D397,060 S * 8/1998 Mayer D11/117

* cited by examiner

(76) Inventor: **Pamela M. Hoffman**, 345 Ridgemont,
Oxford, MI (US) 48370

Primary Examiner—T. Chase Nelson

Assistant Examiner—Anhdao Doan

(**) Term: **14 Years**

(74) *Attorney, Agent, or Firm*—Rader, Fishman & Grauer,
PLLC

(21) Appl. No.: **29/304,975**

(22) Filed: **Mar. 11, 2008**

(57) **CLAIM**

(51) **LOC (9) Cl.** **02-07**

The ornamental design for knitting needle, as shown and described.

(52) **U.S. Cl.** **D3/28**

(58) **Field of Classification Search** D3/18–29;
66/116–118; 223/102; D7/683, 684; D19/42;
D20/29, 30, 34, 38

DESCRIPTION

FIG. 1 is a front view of a knitting needle;
FIG. 2 is a side view thereof;
FIG. 3 is a top view thereof;
FIG. 4 is a bottom view thereof; and,
FIG. 5 is a cross-sectional view taken along line 5—5 of FIG. 1.

See application file for complete search history.

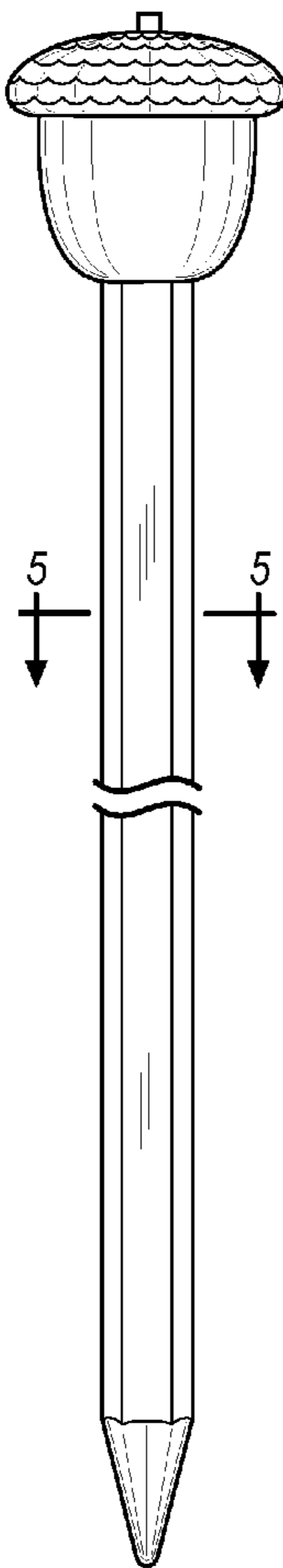
The middle portion is broken away in FIGS. 1 and 2 to indicate that a specific length of knitting needle forms no part of the claimed design.

(56) **References Cited**

U.S. PATENT DOCUMENTS

D154,971 S *	8/1949	Williamson	D3/28
D157,819 S *	3/1950	Williamson	D3/28
D157,820 S *	3/1950	Williamson	D3/28
D313,499 S *	1/1991	Pollock et al.	D3/28

1 Claim, 1 Drawing Sheet



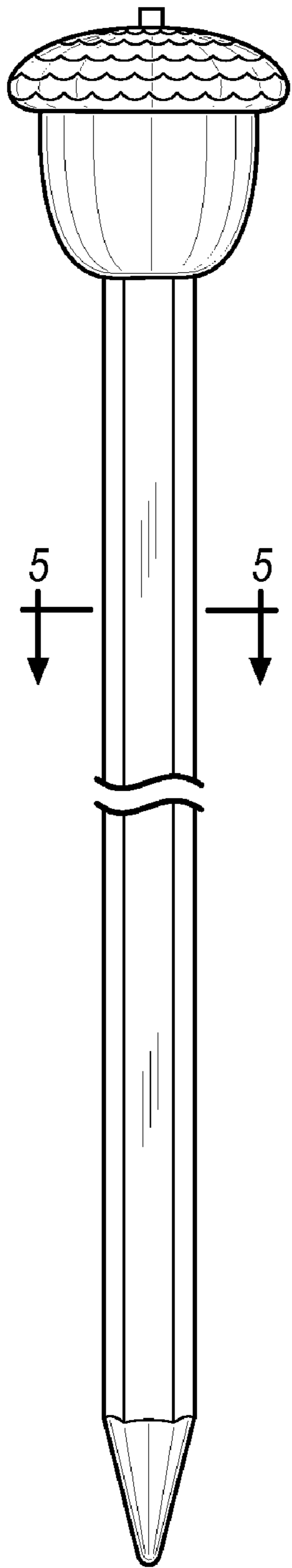


FIG. 1

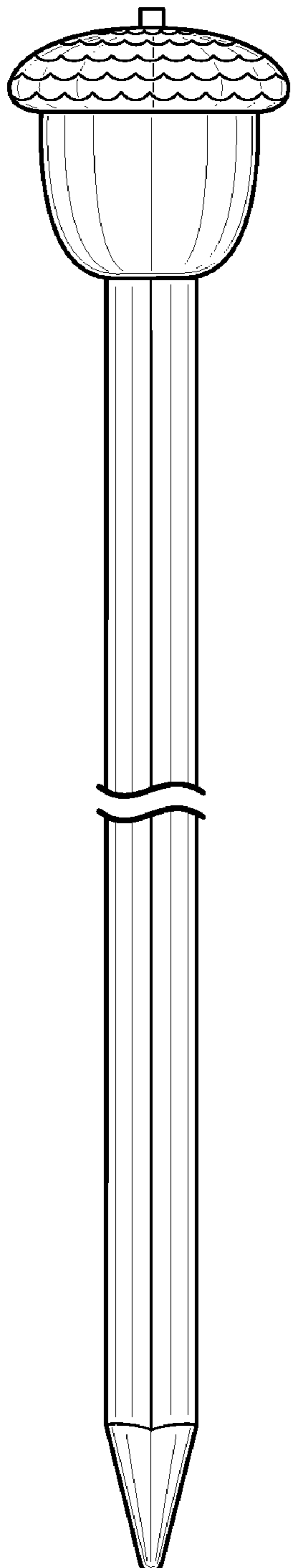


FIG. 2

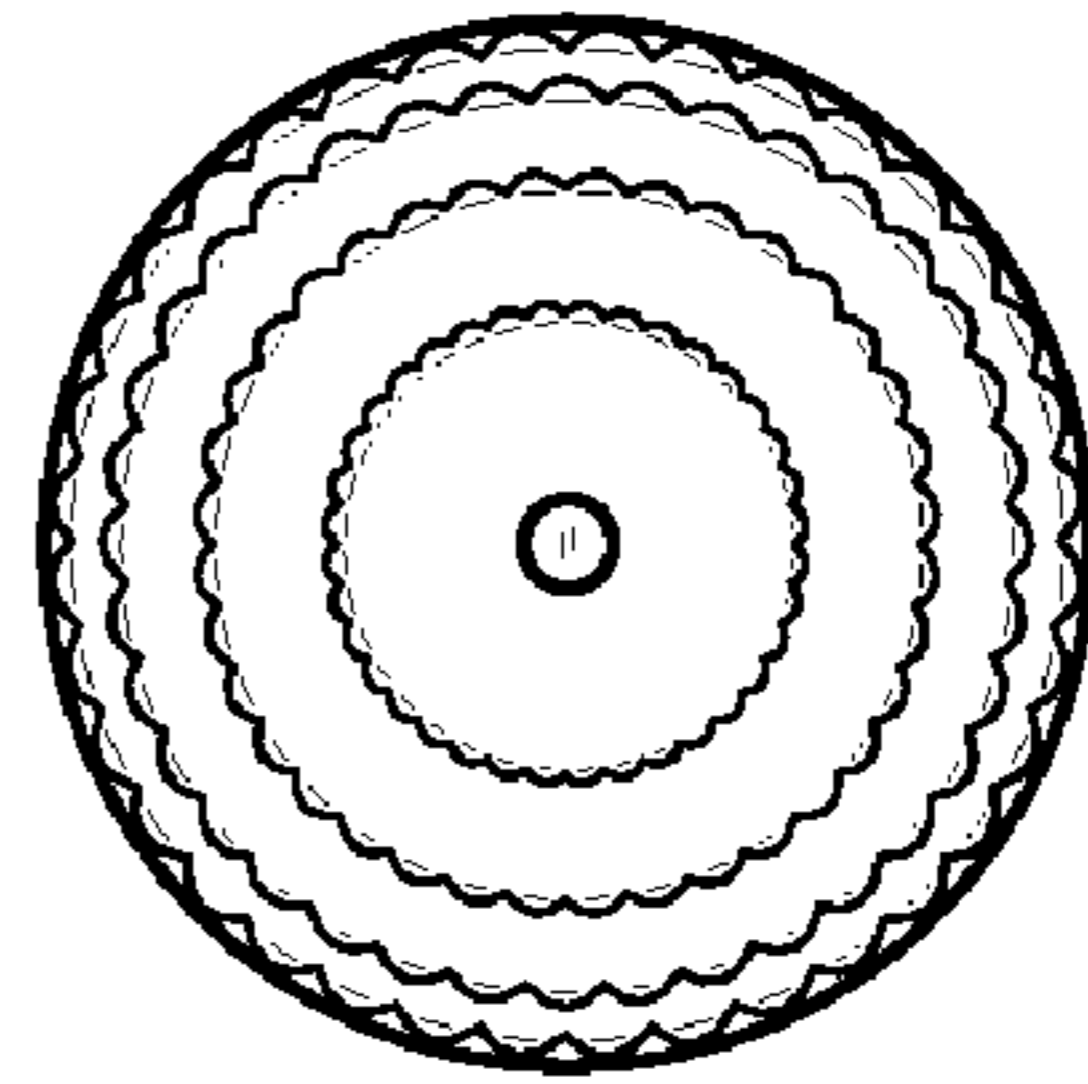


FIG. 3




FIG. 4



FIG. 5