



US00D599541S

(12) **United States Design Patent**
Issler

(10) **Patent No.:** **US D599,541 S**
(45) **Date of Patent:** **** Sep. 8, 2009**

(54) **UPPER FOR A SHOE**
(75) Inventor: **David C. Issler**, Boston, MA (US)
(73) Assignee: **Columbia Insurance Company**,
Omaha, NE (US)
(**) Term: **14 Years**
(21) Appl. No.: **29/322,522**
(22) Filed: **Aug. 6, 2008**

D446,633 S 8/2001 Ferris
D452,066 S 12/2001 Dean
D461,301 S 8/2002 Urie
D479,904 S 9/2003 Magro
D483,929 S 12/2003 Tzenos
D529,704 S * 10/2006 Choi D2/971
D541,034 S * 4/2007 Kelsey D2/971
D557,487 S * 12/2007 Lawler D2/971
D558,967 S * 1/2008 Guers-Neyrud D2/971
D558,968 S * 1/2008 Guers-Neyrud D2/971
D582,143 S * 12/2008 Guers-Neyraud D2/971
D583,543 S * 12/2008 Guers-Neyraud D2/971
D586,985 S * 2/2009 Taestensen D2/927
D592,392 S * 5/2009 Wilkinson D2/971

(51) **LOC (9) Cl.** **02-99**
(52) **U.S. Cl.** **D2/971**
(58) **Field of Classification Search** D2/896,
D2/925-942, 946, 969, 971; 36/1, 83, 8.3,
36/45-58, 104, 108, 76 R
See application file for complete search history.

* cited by examiner

Primary Examiner—Dominic Simone
(74) *Attorney, Agent, or Firm*—DeLio & Peterson, LLC;
David Chen

(56) **References Cited**

(57) **CLAIM**

U.S. PATENT DOCUMENTS

The ornamental design for an upper for a shoe, as shown and described.

D97,210 S * 10/1935 Shapiro D2/933
D99,809 S * 5/1936 Hyatt D2/934
D102,159 S * 12/1936 Wright D2/929
D102,601 S * 1/1937 Carrabba D2/933
D108,333 S * 2/1938 Levine D2/931
D120,500 S * 5/1940 Delman D2/927
D154,469 S * 7/1949 Frederick D2/971
2,958,962 A * 11/1960 Griffi 36/104
D214,154 S * 5/1969 Hornmann D2/926
D224,763 S 9/1972 Fukuoka
D250,738 S 1/1979 Foldes
D280,254 S 8/1985 Carvajal Pavon
D288,861 S 3/1987 Vaccaro
D294,076 S 2/1988 Birrittella
D352,382 S 11/1994 Chuang

DESCRIPTION

FIG. 1 is a top perspective view of an upper for a shoe in accordance with the new design;
FIG. 2 is a top view thereof;
FIG. 3 is a left side view thereof;
FIG. 4 is a right side view thereof; and
FIG. 5 is a front view thereof; and,
FIG. 6 is a rear view thereof.

1 Claim, 5 Drawing Sheets





FIG. 1

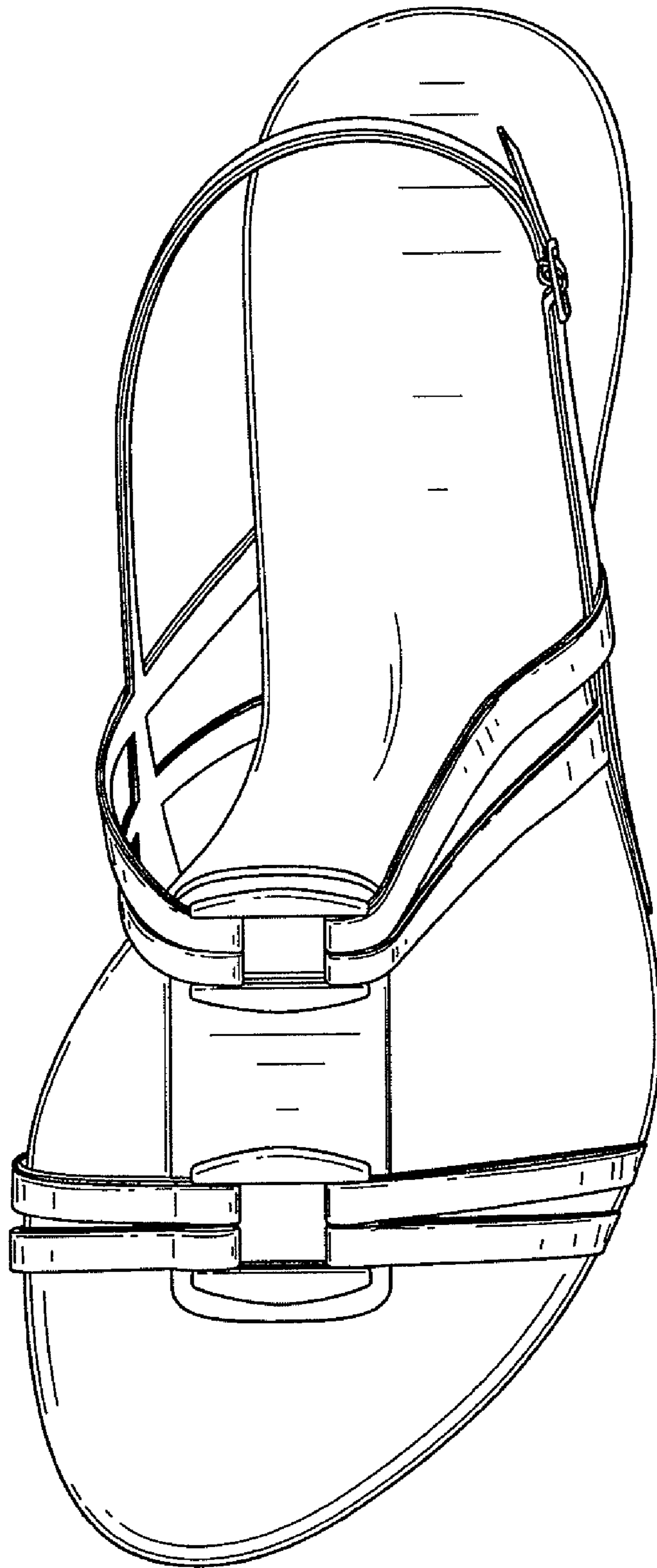


FIG. 2

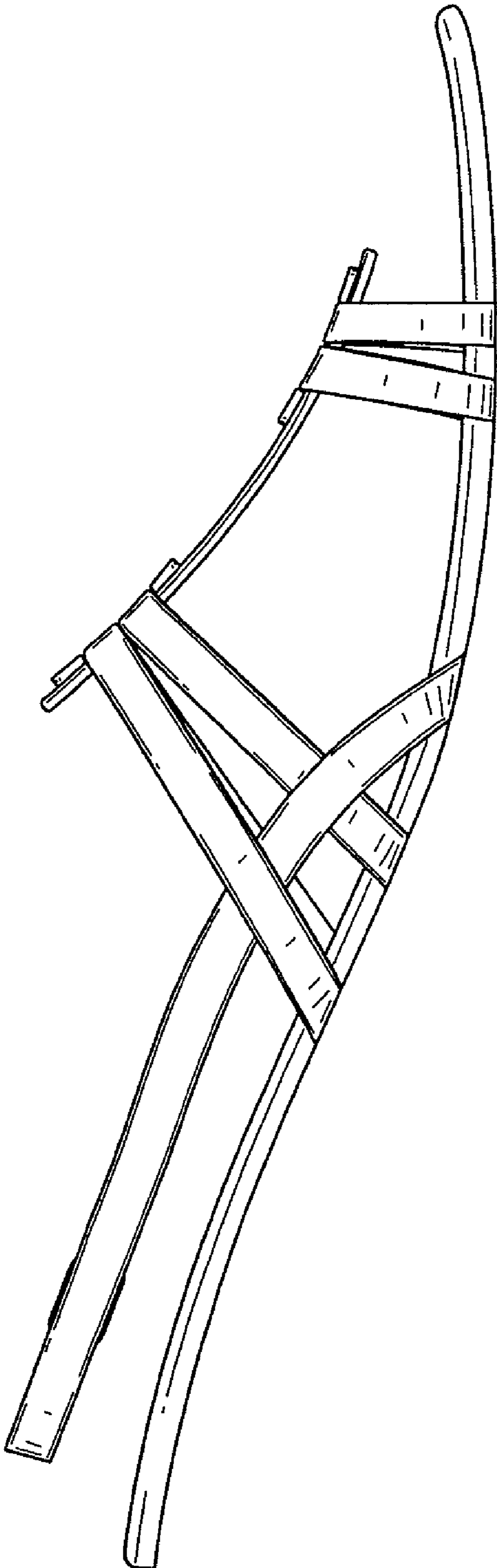


FIG. 3

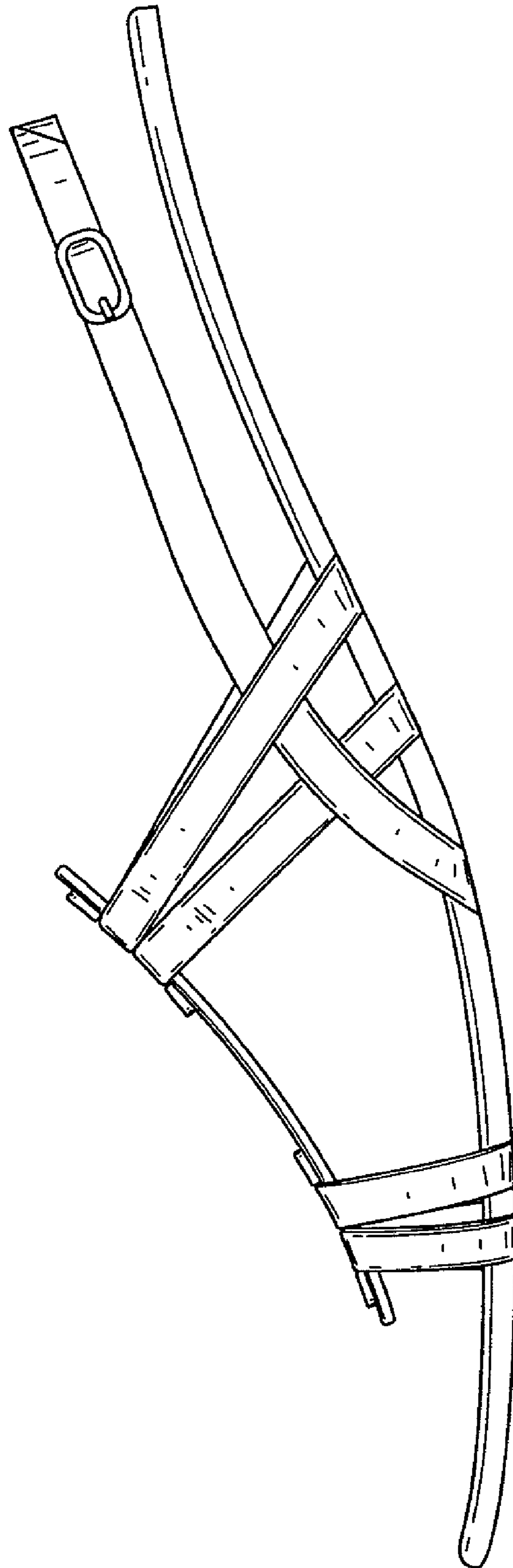


FIG. 4

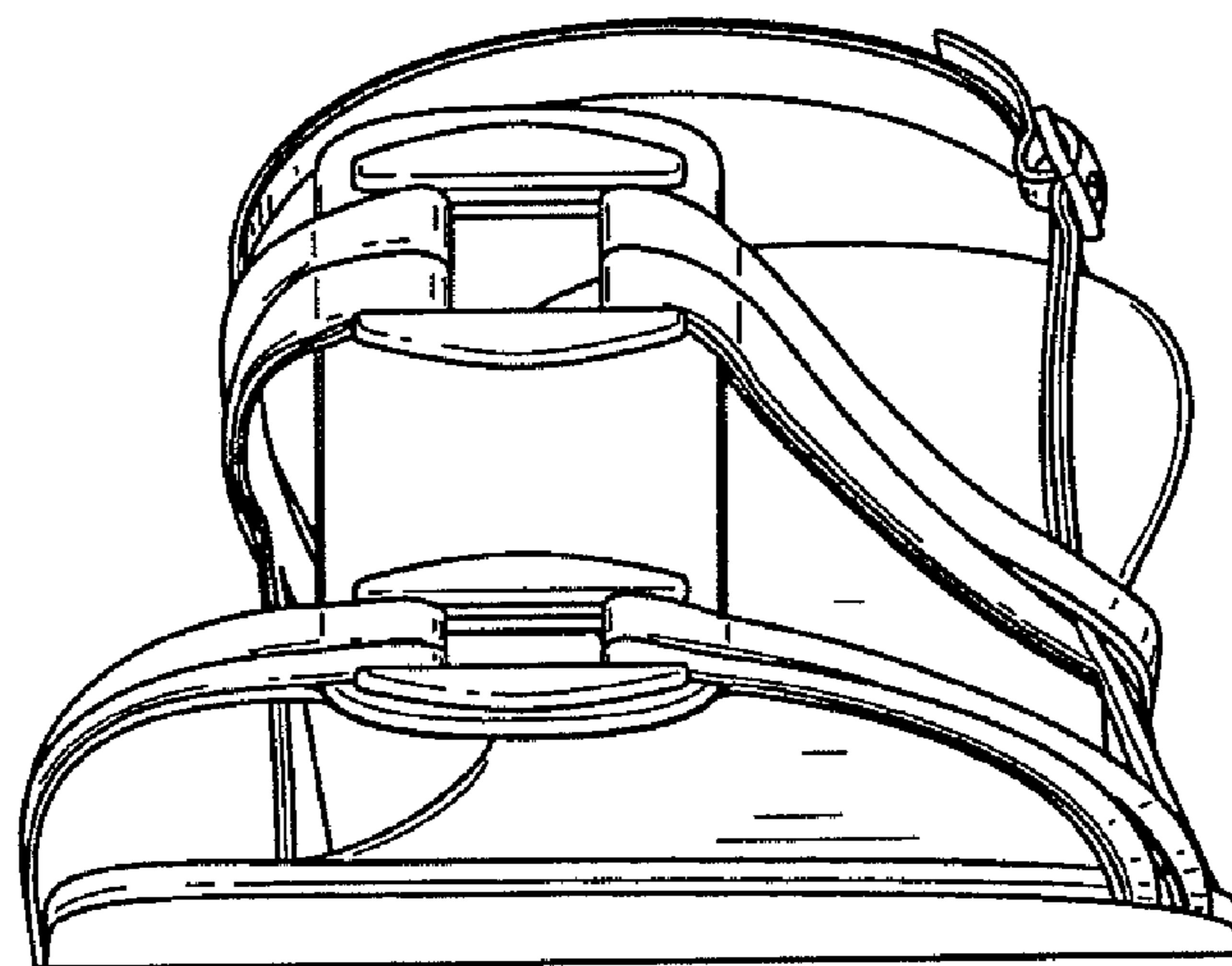


FIG. 5

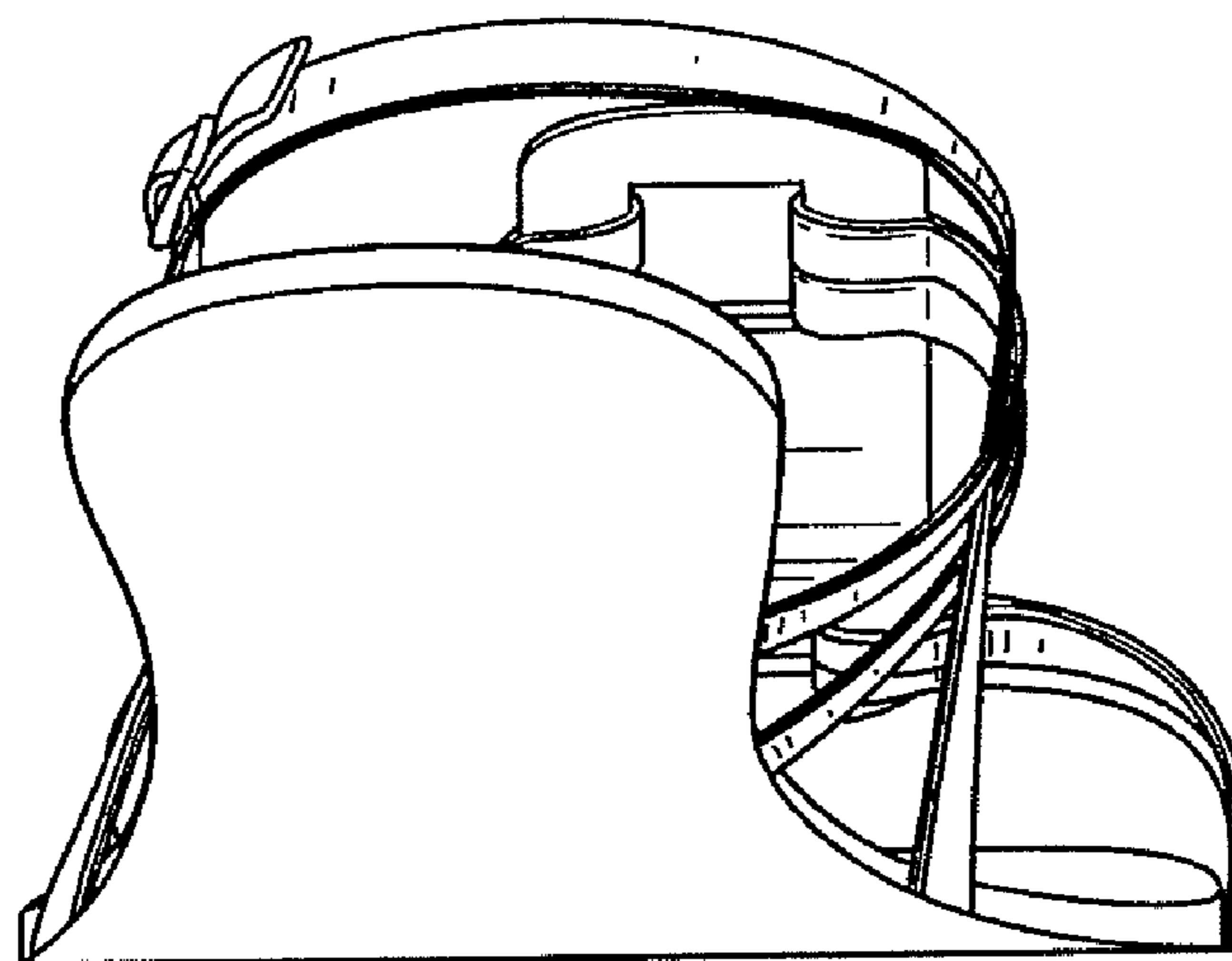


FIG. 6