



US00D599539S

(12) **United States Design Patent**
St-Louis

(10) **Patent No.:** **US D599,539 S**

(45) **Date of Patent:** **** Sep. 8, 2009**

(54) **FOOTWEAR UPPER**

(75) Inventor: **Julie St-Louis**, Montreal (CA)

(73) Assignee: **Wolverine World Wide, Inc.**, Rockford, MI (US)

(**) Term: **14 Years**

(21) Appl. No.: **29/293,121**

(22) Filed: **Nov. 7, 2007**

(51) **LOC (9) Cl.** **02-99**

(52) **U.S. Cl.** **D2/970**

(58) **Field of Classification Search** D2/897,
D2/901, 904, 909-912, 946, 970-978; 36/45,
36/50.1, 83, 113, 114, 127, 134, 136, 1.7 R,
36/47.3, 4

See application file for complete search history.

(56) **References Cited**

U.S. PATENT DOCUMENTS

D71,452 S *	11/1926	Martin et al.	D2/912
1,670,468 A *	5/1928	Martin et al.	36/50.1
2,306,306 A *	12/1942	Ferrettie	36/4
D223,792 S *	6/1972	Martuch	D2/912
D240,280 S *	6/1976	Senter	D2/902
D270,205 S *	8/1983	Casetta	D2/912
5,237,758 A *	8/1993	Zachman	36/32 R
D369,019 S *	4/1996	Brooks et al.	D2/970
D376,684 S *	12/1996	Brooks et al.	D2/970
D397,842 S *	9/1998	Davidowitz et al.	D2/910
D481,862 S	11/2003	Urie et al.		
D481,863 S	11/2003	Belley et al.		
D482,190 S	11/2003	Belley et al.		
D497,476 S	10/2004	Huard et al.		
D500,583 S	1/2005	Belley et al.		
D501,070 S	1/2005	Belley et al.		
D526,116 S	8/2006	Corbi Rico		
D533,985 S	12/2006	Belley et al.		
D539,023 S	3/2007	Belley et al.		

D539,024 S	3/2007	Belley et al.
D540,019 S	4/2007	Belley et al.
D547,046 S	7/2007	Belley et al.
D550,443 S	9/2007	Belley et al.
D554,341 S	11/2007	Belley et al.
D554,345 S	11/2007	Andersen et al.
D556,996 S	12/2007	Belley et al.

OTHER PUBLICATIONS

<http://www.goldwin.co.jp/uggaustralia/collection/womens/boots/adirondackwboot2> (Date of Publication: Oct. 15, 2007).

* cited by examiner

Primary Examiner—Stella M Reid

Assistant Examiner—Rashida C McCoy

(74) *Attorney, Agent, or Firm*—Warner Norcross & Judd LLP

(57) **CLAIM**

The ornamental design for footwear upper, as shown and described.

DESCRIPTION

FIG. 1 is a perspective view of the footwear upper embodying the new design;

FIG. 2 is an enlarged top plan view thereof;

FIG. 3 is a reduced right side view thereof;

FIG. 4 is a reduced left side view thereof;

FIG. 5 is a reduced front view thereof; and,

FIG. 6 is a reduced rear view thereof.

FIGS. 1-6 show features of an article of footwear in phantom lines. These features are shown for environmental purposes and do not form any part of the claimed design. Further, the phantom lines immediately adjacent the solid-line portions of the design form the boundary of the design, with the phantom lines forming no part of the claimed design. The broken zig-zag lines in the heel are part of the claimed subject matter.

1 Claim, 4 Drawing Sheets





Fig. 1

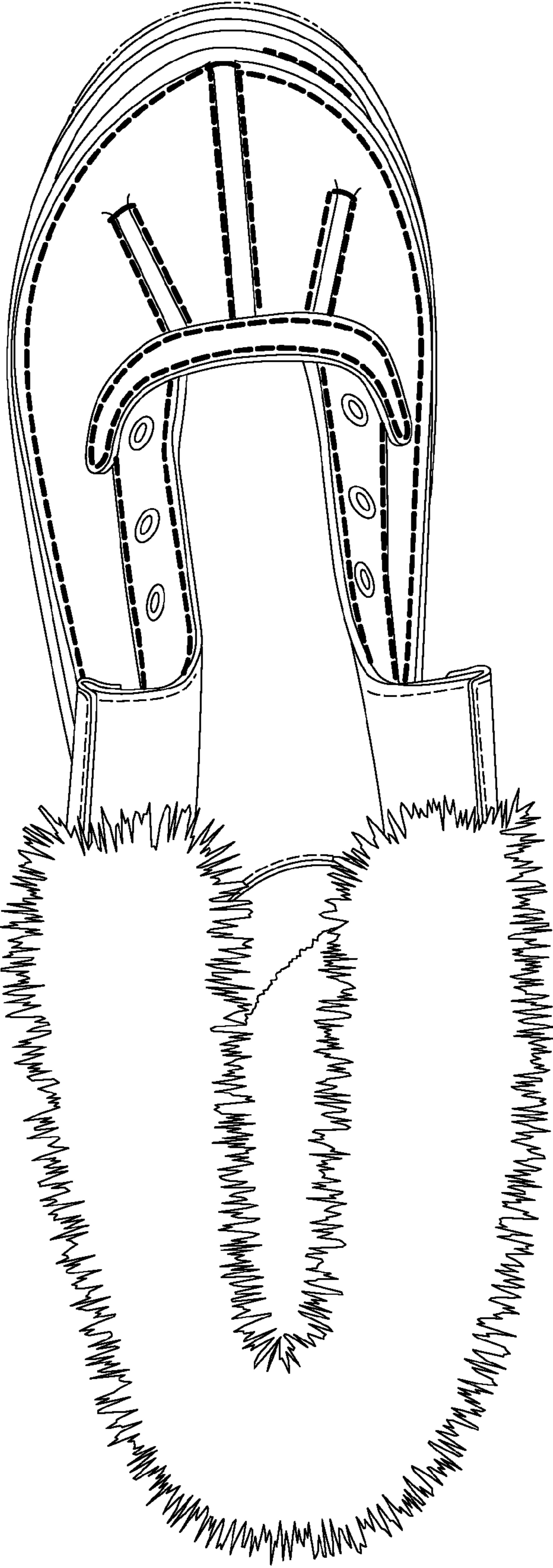


Fig. 2

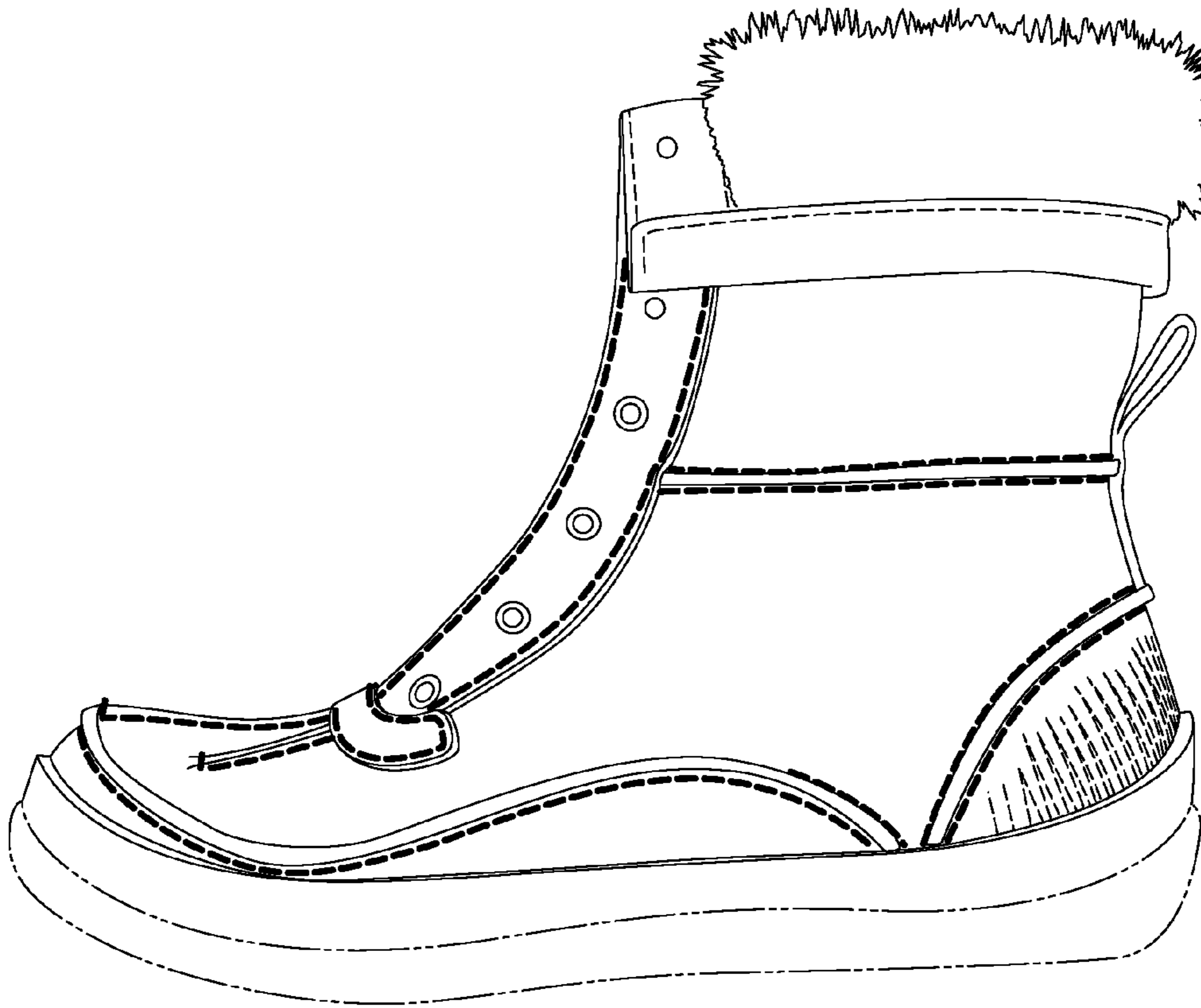


Fig. 3

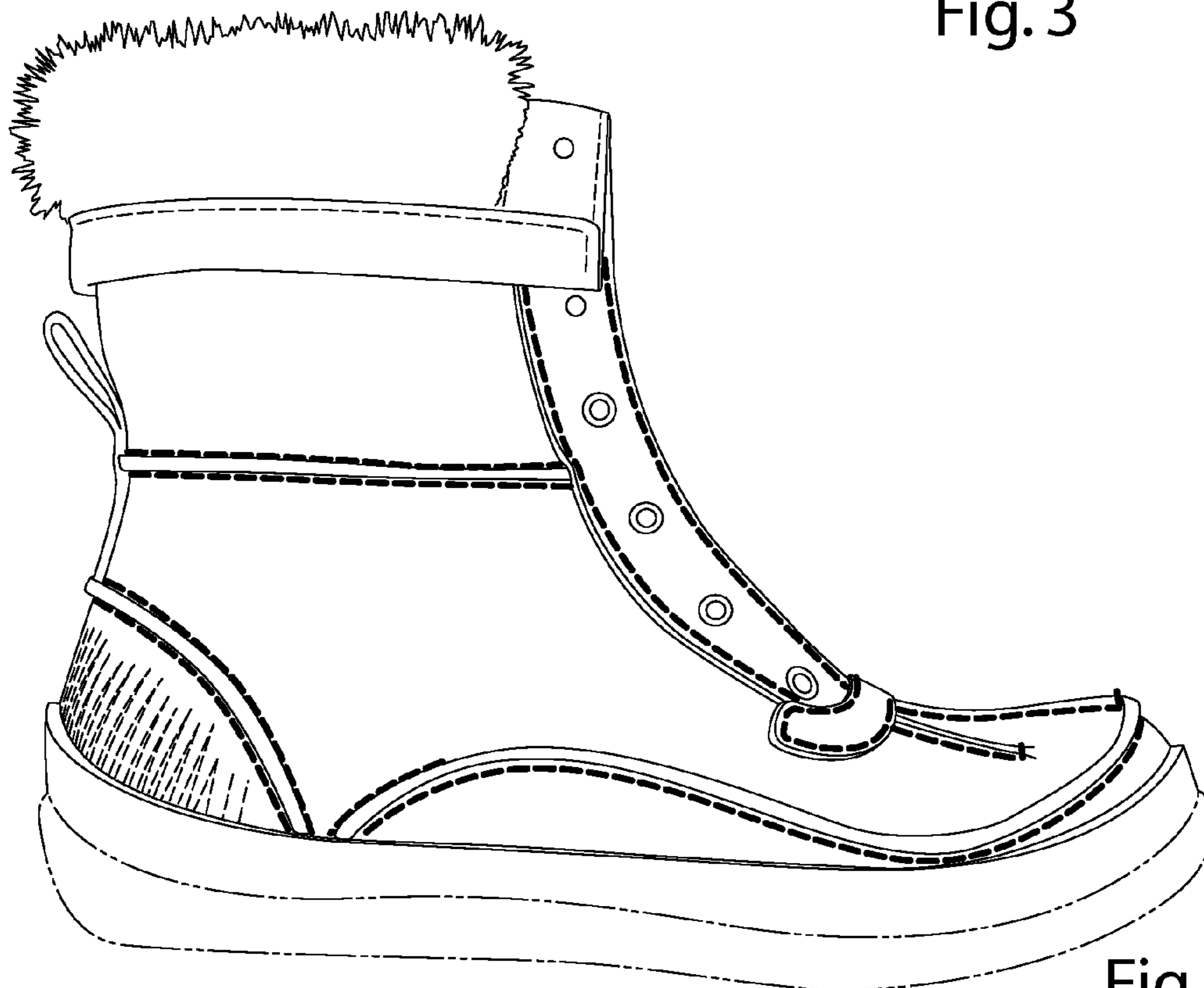


Fig. 4

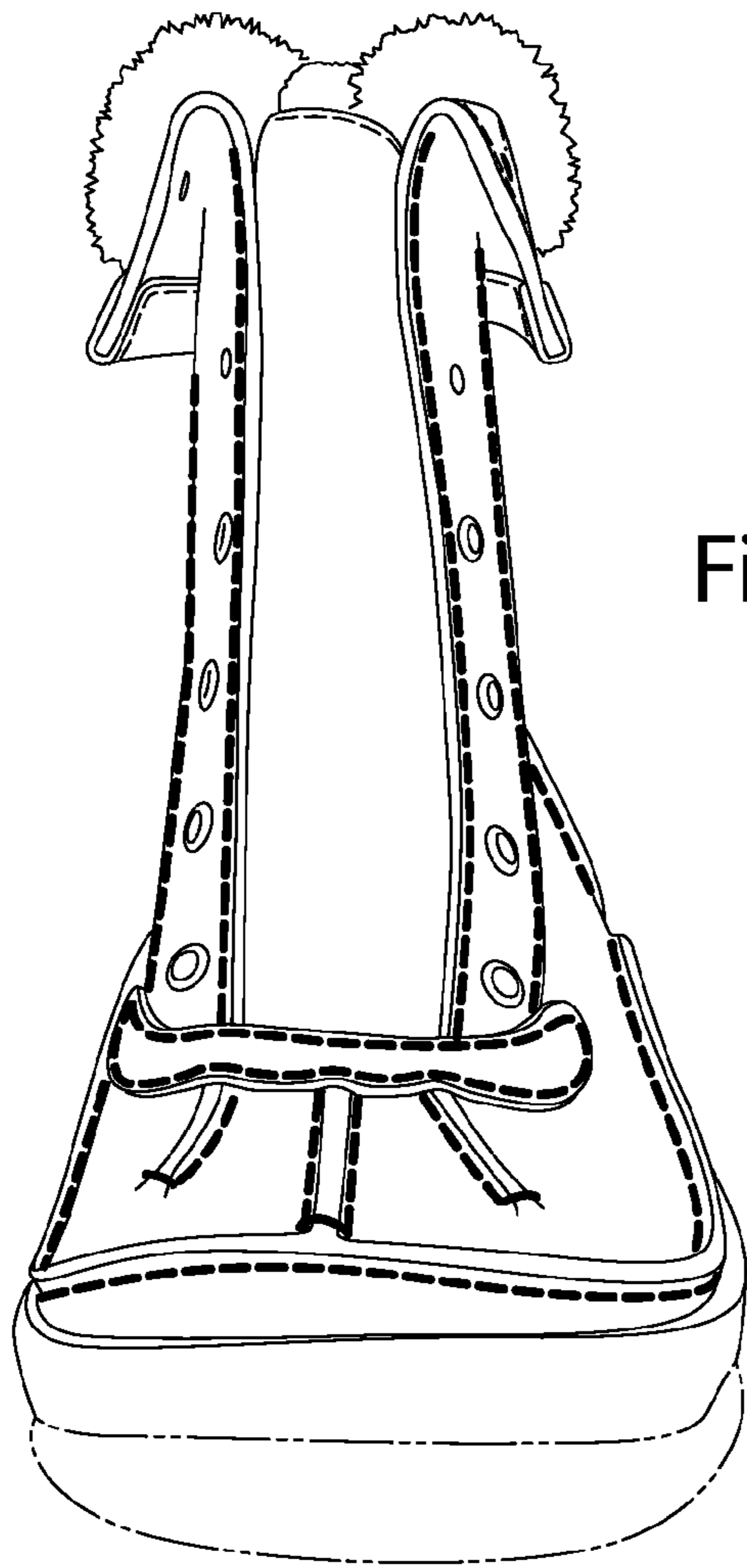


Fig. 5

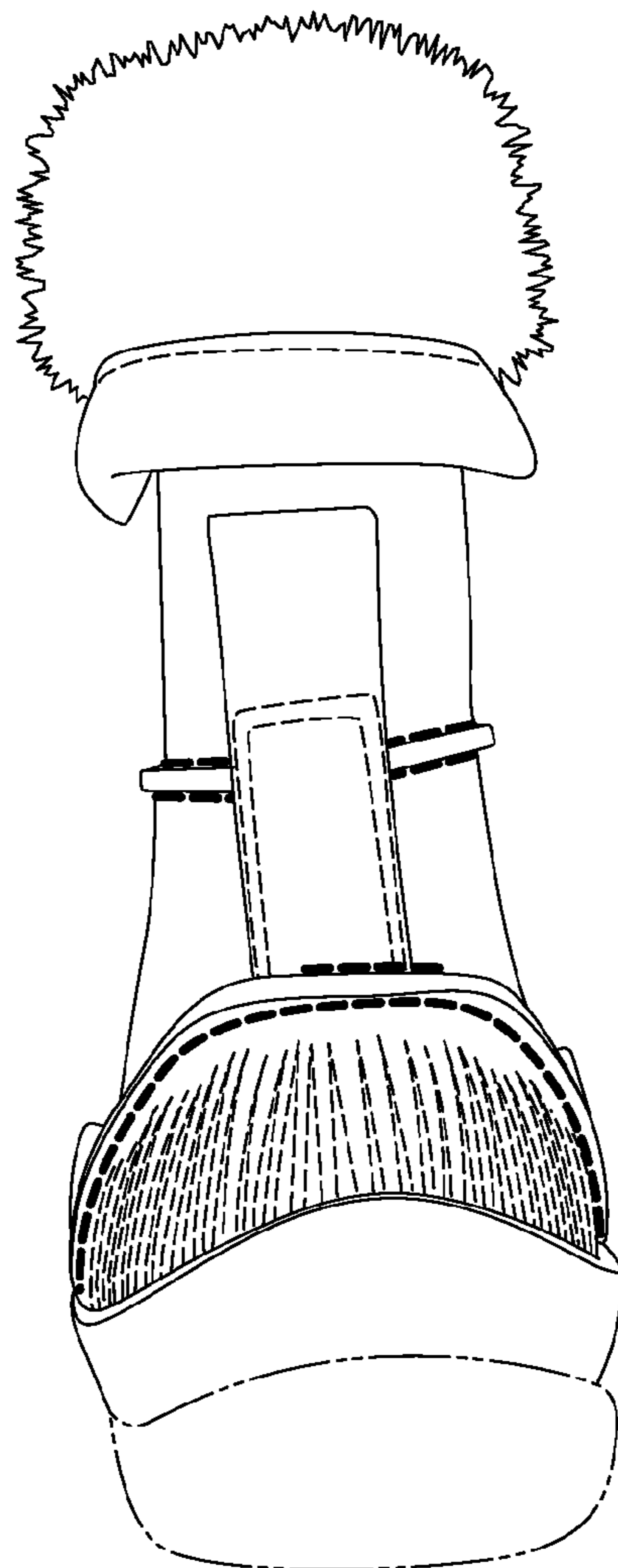


Fig. 6