



US00D599535S

(12) **United States Design Patent**  
**Del Biondi et al.**

(10) **Patent No.:** **US D599,535 S**  
(45) **Date of Patent:** **\*\* Sep. 8, 2009**

(54) **FOOTWEAR**

(75) Inventors: **Stefano Del Biondi**, Noventa Padovana (IT); **Marianna Zuin**, Villatora di Saonara (IT)

(73) Assignee: **Crocs, Inc.**, Niwot, CO (US)

(\*\*) Term: **14 Years**

(21) Appl. No.: **29/282,761**

(22) Filed: **Jul. 27, 2007**

(51) **LOC (9) Cl.** ..... **02-04**

(52) **U.S. Cl.** ..... **D2/916; D2/925**

(58) **Field of Classification Search** ..... D2/896, D2/897, 916-919, 922, 923, 925, 926, 929, D2/939, 940, 943, 947, 951, 953, 960, 969, D2/971-974; 36/83, 84, 87, 88, 91, 92, 1 A, 36/3 B, 7.5, 7.6, 11.5, 3  
See application file for complete search history.

(56) **References Cited**

**U.S. PATENT DOCUMENTS**

2,065,856	A *	12/1936	Grover	.....	36/32 R
4,450,633	A *	5/1984	Connelly	.....	36/101
4,753,022	A	6/1988	Gasbarro		
D321,775	S	11/1991	Barcanic		
D345,045	S	3/1994	Atkins et al.		
D446,633	S	8/2001	Ferris		
D455,540	S *	4/2002	Fletcher et al.	.....	D2/916
D505,001	S *	5/2005	Robbins et al.	.....	D2/969
D539,015	S *	3/2007	McClaskie	.....	D2/960

D543,686	S *	6/2007	Andersen et al.	.....	D2/969
D550,935	S *	9/2007	Issler	.....	D2/916
D560,900	S	2/2008	Belley et al.		
D563,089	S	3/2008	Andersen et al.		
D575,943	S *	9/2008	del Biondi et al.	.....	D2/927
2002/0194750	A1 *	12/2002	Feick	.....	36/101

**OTHER PUBLICATIONS**

Application File Wrapper for U.S. Appl. No. 29/282,751, filed Jul. 27, 2007.

\* cited by examiner

*Primary Examiner*—Stella M Reid

*Assistant Examiner*—Keli L Hill

(74) *Attorney, Agent, or Firm*—Faegre & Benson, LLP

(57) **CLAIM**

The ornamental design for footwear, as shown and described.

**DESCRIPTION**

FIG. 1 is a front side perspective view of footwear, embodying our new design.

FIG. 2 is a front elevation view thereof.

FIG. 3 is a back elevation view thereof.

FIG. 4 is an inner side elevation view thereof.


FIG. 5 is an outer side elevation view thereof.

FIG. 6 is a top plan view thereof; and,

FIG. 7 is a bottom plan view thereof.

The portions of the footwear shown in broken lines form no part of the claimed design.

**1 Claim, 7 Drawing Sheets**






FIG.1

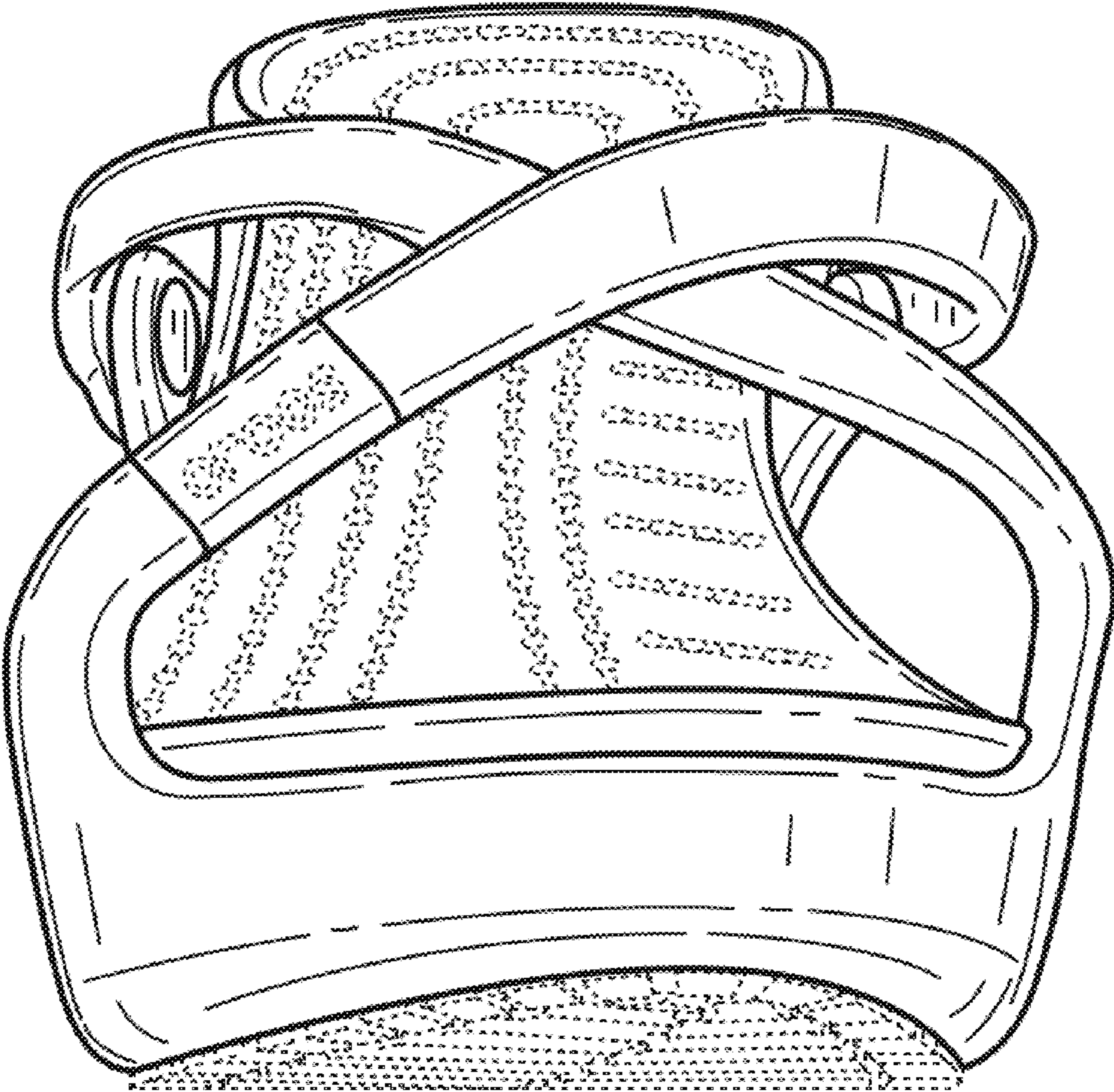


FIG. 2



FIG. 3

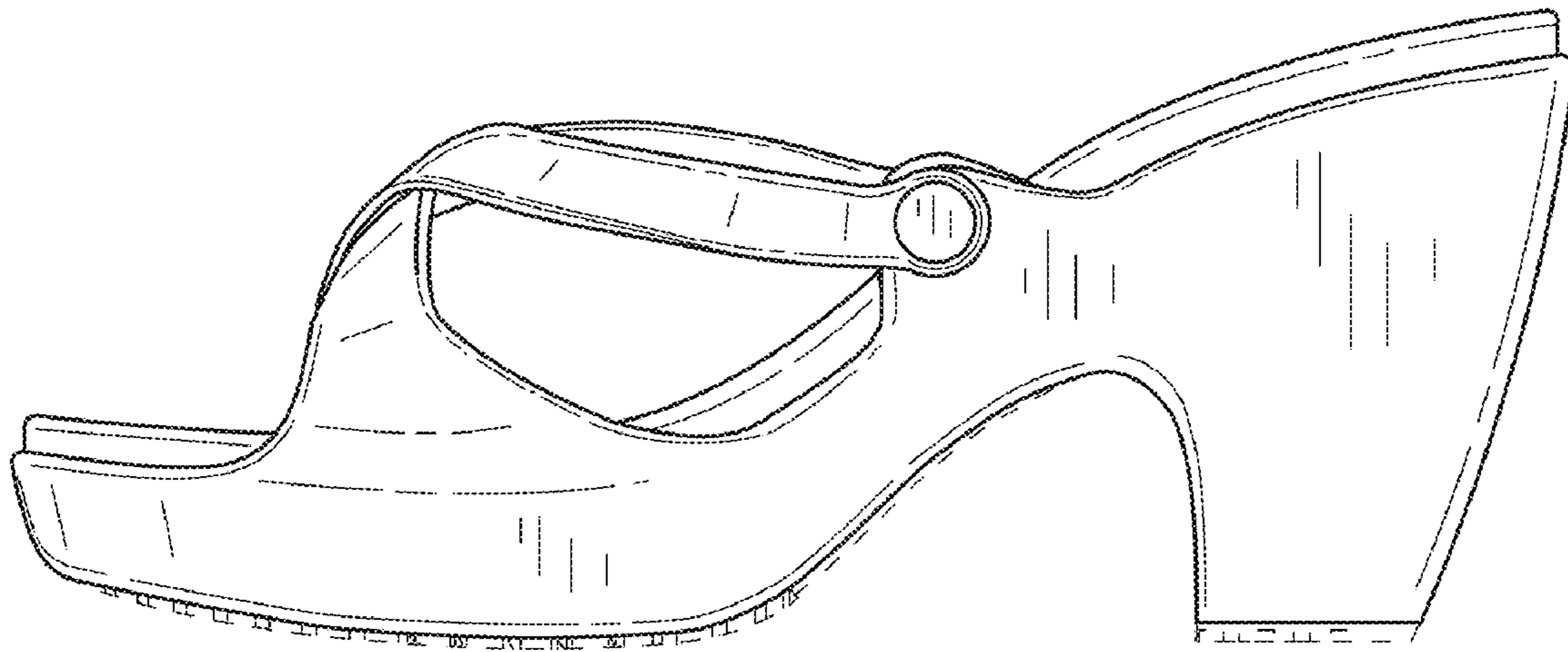


FIG.4

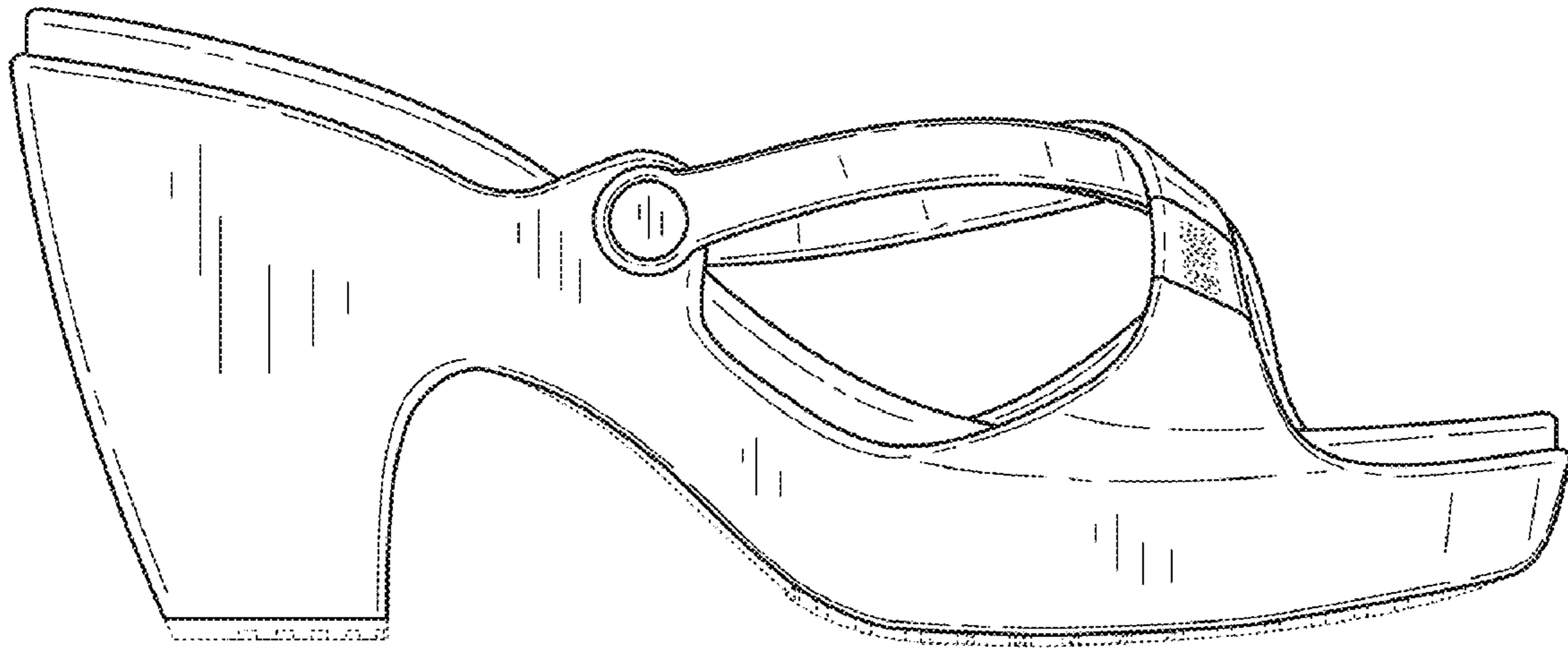


FIG.5

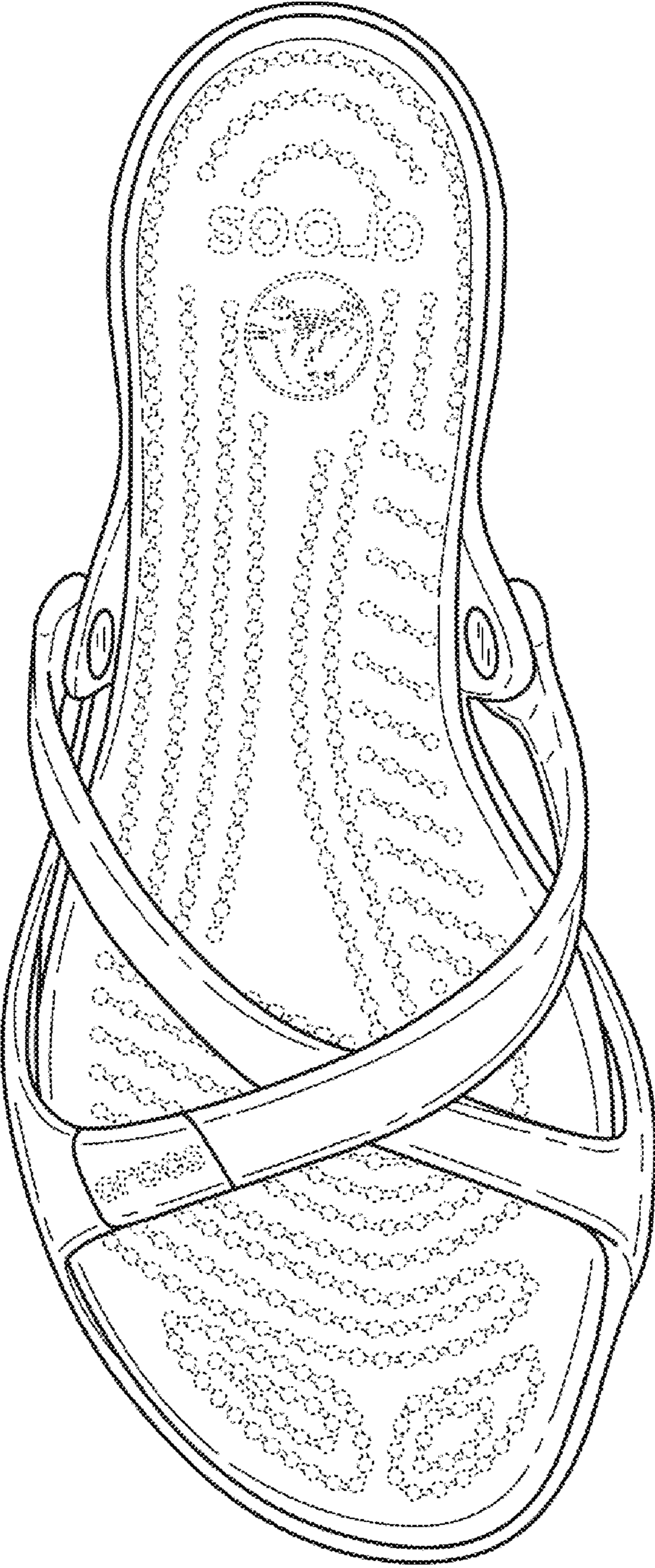


FIG.6

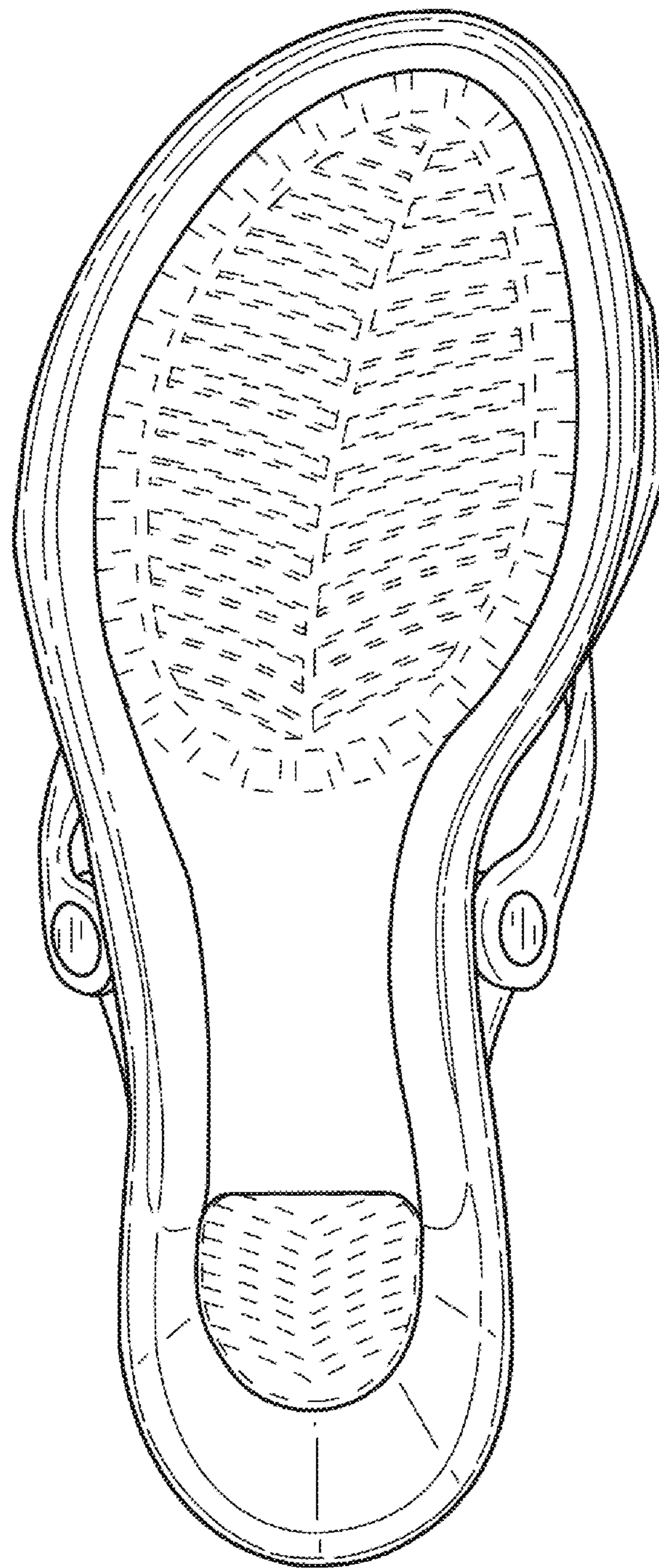


FIG. 7